



when it really counts



NEW 6" Flat Head Grinders
(including model with paddle switch + brake)

THE SOLUTION FOR TIGHT SPACES!

➤ SAFER

➤ FASTER

➤ SAVE TIME & MONEY

metabo[®]

PROFESSIONAL POWER TOOL SOLUTIONS

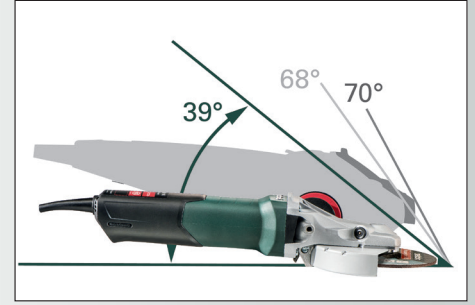
Boldly Grind Where No Other Grinder Can!

The Solution for Tight Spaces

The patented gear drive allows for a very low profile head design that enables grinding in angles *as small as 39°*, and into narrow spaces as low as 2-5/8" high.

Ergonomic design reduces fatigue, even when working on weld joints in difficult positions.

Specifically designed abrasive accessories allow the flat head grinder to work faster, saving time and money.




Patented gear design: the Metabo flat head angle grinder vs. standard angle grinders




Applications

- Metal cutting and grinding
- Metal fabrication
- Steel erection
- Pipefitting
- Ship building/maintenance
- General metal industry
- General contractors

Unmatched Safety



Typical problem...Grinder doesn't reach



Typical solution violates safety standards



**THE SAFE SOLUTION -
Metabo Flat Head Grinders**

- **Safety Brake*** stops wheels in under 2 seconds
- **Metabo Safety Clutch** reduces the risk of kickback during jams
- **Non-Locking Paddle Switch*** (OSHA preferred and required by many safety regulations)
- **Metabo VibraTech (MVT) Handle*** reduces hand / arm vibration by up to 60%
- **Toolless, Adjustable Burst-Proof Guard with 7 Stops**

*Available on select models

70% FASTER than traditional methods of metalworking

Wire Brushes



Die Grinders



Pneumatic Scalers



Corded and Cordless Flat Head Grinders

Available in
4.5" - 5" and 6"

4.5"-5" Flat Head Angle Grinder
WEF9-125



4.5"-5" Flat Head Paddle Switch Angle Grinder
WEPF9-125



4.5"-5" Flat Head Electronic Variable Speed High Torque Angle Grinder
WEVF10-125 Quick INOX

NEW



18V 4.5"-5" Flat Head Paddle Switch Angle Grinder
WPF18 LTX 125



6" Flat Head Electronic Angle Grinder
WEF15-150 Quick

NEW



6" Flat Head Paddle Switch Electronic Angle Grinder
WEPF15-150 Quick

NEW



6" Flat Head Paddle Switch Electronic Angle Grinder with Brake
WEPBF15-150 Quick

NEW












2 SEC
FAST BRAKE






Model:	WEF9-125	WEPF9-125	WEVF10-125 Quick INOX	WPF18 LTX 125	WEF15-150 Quick	WEPF15-150 Quick	WEPBF15-150 Quick
Order No.: CORDED TOOL	613060420	613069420	613080420	----	613083420	613084420	613085420
Order No.: 5.5 LiHD Kit (ASC30-36 Charger + 2 LiHD 5.5 Ah Batteries)	----	----	----	US613070550	----	----	----
Order No.: 6.2 LiHD Kit (ASC30-36 Charger + 2 LiHD 6.2 Ah Batteries)	----	----	----	US613070620	----	----	----
Order No.: BARE TOOL	----	----	----	613070860	----	----	----
Maximum wheel diameter	4.5" - 5"	4.5" - 5"	4.5" - 5"	4.5" - 5"	6"	6"	6"
Amps	8.0	8.0	9.5	---	13.5	13.5	13.5
No-load speed (RPM)	10,000	10,000	2,000-7,600	8,000	9,600	9,600	9,600
Minimum clearance	43° / 2-5/8"	43° / 2-5/8"	43° / 2-5/8"	43° / 2-5/8"	39° / 2-5/8"	39° / 2-5/8"	39° / 2-5/8"
Mechanical brake							•
Non-locking paddle switch		•		•		•	•
Toolless wheel change			•	•	•	•	•
LongLife motor	•	•	•		•	•	•
Ergonomic side handle	•	•	•	•	• Metabo VibraTech	• Metabo VibraTech	• Metabo VibraTech
Electronic features:							
Variable speed dial			•				
Speed stabilization	•	•	•	•	•	•	•
Power interruption protection	•	•	•	•	•	•	•
Soft start feature	•	•	•		•	•	•
Overload protection	•	•	• w/LED	• w/LED	• w/LED	• w/LED	• w/LED
Electronic safety clutch	•	•	•	•	•	•	•
Rotatable gear housing	•	•	•	•	•	•	•
Toolless, adjustable burst-proof guard w/ 7 stops	•	•	•	•	•	•	•
Length	12.8"	12.8"	13.8"	16.4" w/bat.	15.5"	15.5"	16.25"







Increase Productivity with Metabo's Unique Flat Head Angle Grinder Accessories



SPECIALTY WHEELS	Grit	Size	Pcs./Pkg.	Order No.
 Flexiamant Super Convex CER Extreme performance ceramic steel/stainless steel/heat sensitive materials contaminant free	P 60	5 x 7/8 6 x 7/8	10	626460000 626488000
	P 80	5 x 7/8 6 x 7/8	10	626461000 626489000
 Flexiamant Super Convex ZK High performance zirconia alumina steel/stainless steel contaminant free	P 40	5 x 7/8 6 x 7/8	10	626462000 626490000
	P 60	5 x 7/8 6 x 7/8	10	626463000 626491000
	P 80	5 x 7/8 6 x 7/8	10	626464000 626492000
 Flexiamant Super CER - offset Extreme performance ceramic for uniform finish of weld seams steel/stainless steel/heat sensitive materials	P 40	5 x 5/8-11	5	626486000
	P 60	5 x 5/8-11	5	626487000
 Non-woven Fleece VKS ZK Shapeable disc precise cleaning of weld seams steel/stainless steel	coarse	5 x 7/8	5	626482000
	medium	5 x 7/8	5	626483000

GRINDING WHEELS	Spec.	Size	Pcs./Pkg.	Order No.
 Original Grinding Wheel Type 27 Steel	A 24 N	5 x 1/4 x 7/8 6 x 1/4 x 7/8	25	616730000 616554000
 Original Long Life Grinding Wheel Type 27 Steel	A 24 R	5 x 1/4 x 7/8 6 x 1/4 x 7/8	25	616308000 616319000
 Plus Grinding Wheel Type 27 Aluminum	A 36 M	5 x 1/4 x 7/8 6 x 1/4 x 7/8	25	616749000 616754000
 Plus-Z (Zirconia) Grinding Wheel Type 27 Steel/Stainless Steel	ZA24T	5 x 1/4 x 7/8 6 x 1/4 x 7/8	25	616786000 616787000
 Super Grinding Wheel Type 27 Stainless Steel	A 36 O	5 x 1/4 x 7/8 6 x 1/4 x 7/8	25	616747000 616604000
 M-Calibur (Ceramic) Type 27 Steel/Stainless Steel Stainless Steel	CA46U	5 x 1/4 x 7/8 6 x 1/4 x 7/8	10	US616291000 US616292000
 "Combinator" Type 27 Cutting & Grinding Steel/Stainless Steel	A 46 U	5 x 5/64 x 7/8 6 x 5/64 x 7/8	25	616501420 616502420
 Pipeline Wheel Type 27 Cutting/Notching/Grinding Steel/Stainless Steel	A 24 T	5 x 1/8 x 7/8 6 x 1/8 x 7/8	25	655287000 655285000
 Stringer Bead Wire Wheel Knotted	.020 Carbon Steel	4-1/2 x 3/16 x 5/8-11 5 x .020 x 3/16 x 7/8 6 x .020 x 15/64 x 7/8	5 5 1	655228005 655229005 626816000

Other Accessories	Description	Details	Order No.
	5" Type 1 Cutting Guard		630355000 fits 5" WEPF9-125, WEF9-125
	5" Type 1 Cutting Guard	Comply with OSHA/ANSI B7.1 regulations	630372000 fits 5" WEFV10-125
	6" Type 1 Cutting Guard		630378000 fits all 6"
	Multiple Position Handle	Allows for infinite adjustment of the ergonomic side handle	627362000
	Dust Protection Filter	Protects motor components from harmful particles; aluminum, cloth from fiber discs and polishing fibers. Quick, tool free installation and removal	630791000 for use with slide switch grinders 630792000 for use with paddle switch grinders

TYPE 1 CUTTING WHEELS	Spec.	Size	Pcs./Pkg.	Order No.
 Original Slicer Fastest Cut/Flexible Steel/Stainless Steel	A 60 TZ	5 x .040 x 7/8 6 x .040 x 7/8	50	655334000 655339000
 Original Long Life Slicer Long Life/Tough Steel/Stainless Steel	A 60 XL	5 x .045 x 7/8 6 x .045 x 7/8	50	655335000 655344000
 Slicer Plus Aggressive/Cool Cutting Steel/Stainless Steel	A 60 TX	5 x .045 x 7/8 6 x .045 x 7/8	50	655993000 655998000
 Super Slicer Heavy Duty, Contaminant Free, Steel/Stainless Steel, High Tensile Alloy	A60XP	5 x .045 x 7/8 6 x .045 x 7/8	50	655992000 655995000
 M-Calibur (Ceramic) Extreme Heavy Duty Ceramic, Contaminant Free, Steel/Stainless Steel, High Tensile Alloy	CA46U	5 x 1/16 x 7/8 6 x 1/16 x 7/8	25	US616286000 US616287000
 M-Calibur (Ceramic) Extreme Heavy Duty Ceramic, Contaminant Free, Steel/Stainless Steel, High Tensile Alloy	CA46U	5 x .045 x 7/8 6 x .045 x 7/8	25	US616283000 US616284000

See the Metabo USA Catalog for additional consumables and accessories

