

**WRIGHT TOOL CO.**

Ball Peen Hammers  
Fiberglass Handle  
NUPLA®

Mfg Part#	Description	Nupla #
9040	8 oz	21-008
9041	12 oz	21-012
9042	16 oz	21-016
9043	20 oz	21-020
9044	24 oz	21-024
9045	32 oz	21-032



**WRIGHT TOOL CO.**

Cross Peen Sledge Hammers  
Fiberglass Handle  
NUPLA®

Mfg Part#	Description	Length	Nupla #
9053	3 lb	14"	29-135
9054	4 lb	14"	29-145



**WRIGHT TOOL CO.**

Short Handle Sledge Hammers  
Fiberglass Handle  
NUPLA®

Mfg Part#	Description	Length	Nupla #
9061	6 lb	16"	27-805
9062	8 lb	16"	27-804
9063	10 lb	16"	27-092
9064	12 lb	16"	27-096



**WRIGHT TOOL CO.**

Ball Peen Hammers  
Wood Handle

Mfg Part#	Description	Length
9013	8 oz	12"
9014	12 oz	13"
9015	16 oz	14"
9016	24 oz	15"
9017	32 oz	16"
9018	40 oz	16"
9019	48 oz	16"



**WRIGHT TOOL CO.**

Cross Peen Sledge Hammers  
Wood Handle

Mfg Part#	Description	Length
9077	2.5 lb	15"
9078	3 lb	15"
9079	4 lb	15"



**WRIGHT TOOL CO.**

Sledge Hammers  
Wood Handle - 36" Length

Mfg Part#	Description
9066	6 lb
9067	8 lb
9068	10 lb
9069	12 lb
9070	16 lb
9072	20 lb



**WRIGHT TOOL CO.**

Brass Hammers  
NUPLA®

Mfg Part#	Description	Nupla #
9028	1.5 lb w/ Super Grip	BRS1.5
9029	2.5 lb w/ Super Grip	30-025
9065	4.0 lb w/ Super Grip	30-040



**WRIGHT TOOL CO.**

Dead Blow Hammers  
NUPLA®

Mfg Part#	Description	Nupla #
9023	1 lb w/ Super Grip	10-015
9024	2 lb w/ Super Grip	10-025
9025	3 lb w/ Super Grip	10-035
9026	4 lb w/ Super Grip	10-045



**WRIGHT TOOL CO.**

Double Face Sledge Hammers  
NUPLA®

Mfg Part#	Desc	Length	Nupla #
9055	3 lb	14"	27-530
9056	4 lb	14"	27-540
9057	6 lb	32"	27-806
9060	8 lb	32"	27-808
9058	10 lb	32"	27-810
9059	12 lb	32"	27-812



**WRIGHT TOOL CO.**

Claw & Ripping Hammers  
NUPLA®

Mfg Part#	Description	Nupla #
9050	16 oz Claw	17-016
9051	20 oz Ripping	19-020



**WRIGHT TOOL CO.**

Engineer Hammers  
Wood Handle - 15" Length

Mfg Part#	Description
9046	2 lb
9047	2.5 lb
9048	3 lb
9049	4 lb



**WRIGHT TOOL CO.**

Soft Face Hammers  
NUPLA®

Mfg Part#	Description	Nupla #
9030	12 oz, 1.25" Tip	11-125
9031	21 oz, 1.375" Tip	11-235
9032	32 oz, 1.75" Tip	11-175



**WRIGHT TOOL CO.**

Soft Face Hammers  
Replaceable Tips  
NUPLA®



Mfg Part#	Description	Hardness	Nupla #
9033	Red, 1.25"	Medium	15-123
9034	Green, 1.25"	Tough	15-124
9035	Red, 1.375	Medium	15-133
9036	Green, 1.375	Tough	15-134
9037	Red, 1.75"	Medium	15-173
9038	Green, 1.75"	Tough	15-174

**WRIGHT TOOL CO.**

Rubber Mallets  
NUPLA®



Mfg Part#	Description	Nupla #
9021	1 lb	RM1
9022	2 lb	RM2

**WRIGHT TOOL CO.**

Line-Up Punch Set  
Set No 9664 - 4 Piece  
MAYHEW

Set Includes: 1/8" x 8"; 5/32" x 9"; 3/16" x 10"; & 1/4" x 12"



Mfg Part#	Mayhew #
9664	125K

**WRIGHT TOOL CO.**

Pilot Punch Set  
Set No 9680 - 6 Piece  
MAYHEW

Set Includes: 1/8 #4, 5/32 #5, 3/16 #6, 7/32 #7, 1/4 #8, & 5/16 #9



Mfg Part#	Mayhew #
9680	62250

**WRIGHT TOOL CO.**

Pilot Punch Set  
Set No 9681 - 9 Piece  
MAYHEW

Set Includes: 1/16 #1, 5/64 #2, 3/32 #3, 1/8 #4, 5/32 #5, 3/16 #6, 7/32 #7, 1/4 #8, & 5/16 #9



Mfg Part#	Mayhew #
9681	62252

**WRIGHT TOOL CO.**

Pilot Punch Set  
Set No 9682 - 12 Piece  
MAYHEW

Set Includes: 1/16 x 1, 5/64 x 2, 3/32 x 3, 1/8 x 4, 5/32 x 5, 3/16 x 6, 7/32 x 7, 1/4 x 8, 5/16 x 9, 3/8 x 10, 7/16 x 11, 1/2 x 12, & Plastic Pouch



Mfg Part#	Mayhew #
9682	62254

**WRIGHT TOOL CO.**

Pilot Punch Set - Bench Set  
Set No 9683 - 12 Piece  
MAYHEW

Set Includes: 1/16 #1, 5/64 #2, 3/32 #3, 1/8 #4, 5/32 #5, 3/16 #6, 7/32 #7, 1/4 #8, 5/16 #9, 3/8 #10, 7/16 #11, & 1/2 #12 (Supplied in Wood Box)



Mfg Part#	Mayhew #
9683	62258

**WRIGHT TOOL CO.**

Punch Set  
Set No 9665 - 5 Piece  
MAYHEW

Set Includes: Starter Punch 3/16" x 5"; Pin Punches 1/8" x 4 3/4", 5/32" x 5", 3/16" x 5 1/4", & 1/4" x 5 3/4"



Mfg Part#	Mayhew #
9665	4105K

**WRIGHT TOOL CO.**

Center Punches  
MAYHEW



Mfg Part#	Size (in)	Mayhew #
9536	1/4 x 3 1/2	415 1/4
9537	5/16 x 4 1/2	415 5/16
9538	3/8 x 5	415 3/8
9539	1/2 x 6	416 1/2
9540	5/8 x 6 1/4	416 5/8

**WRIGHT TOOL CO.**

Line-Up Punches  
MAYHEW



Mfg Part#	Size (in)	Mayhew #
9581	1/8 x 8	466 1/8
9582	5/32 x 9	466 5/32
9583	3/16 x 10	467 3/16
9584	1/4 x 12	458 1/4
9585	5/16 x 12	458 5/16
9586	3/8 x 15	460 3/8
9587	1/2 x 18	464 1/2

**WRIGHT TOOL CO.**

Pilot Punches  
MAYHEW



The Mayhew Pilot Punch is designed to apply equal pressure to the end of the pin thus driving is straight through the hole. The round ball on the center of the point end assures proper contact with the pin thereby eliminating any damage to the pin or hole wall.

Mfg Part#	Description	Length (in)	Mayhew #
9667	#1 1/16	2 3/4	25000
9668	#2 5/64	3 1/4	25001
9669	#3 3/32	3 1/2	25002
9670	#4 1/8	4	25003
9671	#5 5/32	4 1/2	25004
9672	#6 3/16	4 1/2	25005
9673	#7 7/32	5	25006
9674	#8 1/4	5 1/2	25007
9675	#9 5/16	6	25008
9676	#10 3/16	6	25009
9677	#11 7/16	6	25010
9678	#12 1/2	6	25011

**WRIGHT TOOL CO.**

Pin Punches  
MAYHEW



Mfg Part#	Size (in)	MayheW #
9590	1/16 x 4	413 1/16
9591	3/32 x 4 1/2	413 3/32
9592	1/8 x 4 3/4	413 1/8
9593	5/32 x 5	413 5/32
9594	3/16 x 5 1/4	413 3/16
9595	7/32 x 5 1/2	413 7/32
9596	1/4 x 5 3/4	413 1/4
9597	5/16 x 6	414 5/16
9598	3/16 x 3 1/2	443 3/16
9599	1/4 x 3 1/2	443 1/4

**WRIGHT TOOL CO.**

Prick Punches  
MAYHEW



Mfg Part#	Description (in)	MayheW #
9563	5/16 x 4 1/4	410 5/16
9564	3/8 x 5	410 3/8

**WRIGHT TOOL CO.**

Solid or Starter Punches  
MAYHEW



Mfg Part#	Description (in)	MayheW #
9552	3/32 x 5	400 3/32
9553	1/8 x 5	400 1/8
9555	5/32 x 6	400 5/32
9556	3/16 x 5	400 3/16
9557	1/4 x 5	400 1/4
9558	5/16 x 6	400 5/16

**WRIGHT TOOL CO.**

Punch Set  
Set No 9661 - 6 Piece  
MAYHEW

This set includes six of the most commonly used punches.  
Includes: (1) Center 5/16" x 4 1/2"; (2) Starter 1/8" x 5" & 3/16" x 5"; (1) Prick 3/8" x 5"; & (2) Pin 3/16" x 5 1/4" & 1/4" x 5 3/4"



Mfg Part#	MayheW #
9661	4106K

**WRIGHT TOOL CO.**

Cold Chisel Guard  
MAYHEW



Mfg Part#	Description	MayheW #
9690	110-3/4 x 12	85213
9691	110-7/8 x 12	85217
9692	110-1 x 12	85220
9693	50-1 x 8	85221

**WRIGHT TOOL CO.**

Punch & Chisel Holder  
MAYHEW

Mfg Part#
9685



**WRIGHT TOOL CO.**

Cold Chisel Set  
Set No 9662 - 6 Piece  
MAYHEW

This set includes six of the most commonly used cold chisels.  
Includes: 1/4" x 5"; 5/16" x 5"; 3/8" x 5 1/2"; 1/2" x 6"; 5/8" x 6 1/2"; & 3/4" x 7"



Mfg Part#	MayheW #
9662	7001K

**WRIGHT TOOL CO.**

Punch & Chisel Set  
Set No 9660 - 6 Piece  
MAYHEW

This set includes six of the most commonly used punches and chisels.  
Includes: (2) Cold Chisels 1/2" & 5/8"; (1) Center Punch; (1) Starter Punch; and (2) Pin Punches 1/8" & 3/16"



Mfg Part#	MayheW #
9660	751K

**WRIGHT TOOL CO.**

Mechanics Punch & Chisel Set  
Set No 9663 - 14 Piece  
MAYHEW

Set Includes:  
Cold Chisels: 1/4" x 5"; 3/8" x 5 1/2"; 1/2" x 6"; 5/8" x 6 1/2"; & 3/4" x 7"  
Center Punch: 3/8" x 5"  
Starter Punches: 1/8" x 5" & 3/16" x 5"  
Line-up Punch: 1/8" x 5"  
Pin Punches: 3/32" x 4 1/2"; 1/8" x 4 3/4"; 3/16" x 5"; 3/16" x 5 1/4"; & 1/4" x 5 3/4"



Mfg Part#	MayheW #
9663	7014K

**WRIGHT TOOL CO.**

Cape Chisels  
MAYHEW



Mfg Part#	Description (in)	MayheW #
9610	1/8 x 5 1/2	150 1/8
9611	3/16 x 5 1/2	150 3/16
9612	1/4 x 5 1/2	150 1/4
9613	5/16 x 6 1/4	150 5/16
9614	3/8 x 7	150 3/8
9615	1/2 x 8	150 1/2

**WRIGHT TOOL CO.**

Cold Chisels  
MAYHEW



Mfg Part#	Size (in)	MayheW #
9600	1/4 x 5	70 1/4
9601	5/16 x 5	70 5/16
9602	3/8 x 5 1/2	70 3/8
9603	1/2 x 6	70 1/2
9604	5/8 x 6 1/2	70 5/8
9605	3/4 x 7	70 3/4
9606	7/8 x 7 1/2	70 7/8
9607	1 x 8	70 1
9608	1 1/2 x 9	110 1/2
9609	3/4 x 12	110 3/4
9M10217	7/8 x 1/2	-
9M10221	1x12	10221

**WRIGHT TOOL CO.**

Slotted Ripping Chisels  
MAYHEW



Mfg Part#	Description (in)	MayheW #
9M740	3/4 x 18 (straight)	740/41200
9M745	3/4 x 18	745/41201

**WRIGHT TOOL CO.**

Round Nose Chisels  
MAYHEW



Mfg Part#	Description (in)	Mayhew #
9620	1/8 x 5 1/2	250 1/8
9621	3/16 x 5 1/2	250 3/16
9622	1/4 x 5 1/2	250 1/4
9623	5/16 x 6 1/4	250 5/16
9624	3/8 x 7	250 3/8
9625	1/2 x 8	250 1/2

**WRIGHT TOOL CO.**

Master Punch & Chisel Set  
Set No 9666 - 24 Piece  
MAYHEW

Set Includes:

Cold Chisels:  
1/4" x 5"; 5/16"  
x 5"; 3/8" x 5 1/  
2"; 1/2" x 6"; 5/  
8" x 6 1/2"; & 3/  
4" x 7"



Cape Chisel: 1/4" x 5 1/2"

Round Nose Chisel: 1/4" x 5 1/2"

Center Punch: 3/8" x 5"

Starter Punches: 3/32" x 5"; 1/8" x 5"; 5/32" x  
6"; 3/16" x 5"; 1/4" x 5"; & 5/16" x 6"

Prick Punch: 5/16" x 4 1/4"

Pin Punches: 3/32" x 4 1/2"; 1/8" x 4 3/4"; 5/  
32" x 5"; 3/16" x 5 1/4"; 1/4" x 5 3/4"; & 5/16" x  
6"

Diamond Point Chisel: 1/4" x 5 3/4"

Center Punch: 1/2" x 6"

Mfg Part#	Mayhew #
9666	7024K

**WRIGHT TOOL CO.**

Pilot Punch Display  
Set No 9684

MAYHEW

Set Includes: 3 each  
of 2 punch sizes 1/16  
- 1/2 and 1 each of  
sets 9680, 9681, &  
9682



Mfg Part#	Mayhew #
9684	80000

**WRIGHT TOOL CO.**

Double Utility Bar  
MAYHEW



Mfg Part#	Length (in)	Mayhew #
9M750	14	750/41300

**WRIGHT TOOL CO.**

Pry Bars with Handles  
MAYHEW



Mfg Part#	Description	Length (in)	Mayhew #
9485	7" Curved Blade	12	40110
9486	12" Curved Blade	17	40111

**WRIGHT TOOL CO.**

Dominator Curved Screwdriver-  
Style Pry Bars  
MAYHEW



Mfg Part#	Length (in)	*
9M60140	7	*
9M60144	12	*
9M60146	18	*
9M61355	3 Piece Set	*

**WRIGHT TOOL CO.**

Gooseneck Wrecking Bars  
MAYHEW



Mfg Part#	Size (in)	Mayhew #
9M705	5/8 x 18	705/41001
9M710	3/4 x 24	710/41002
9M715	3/4 x 30	715/41003
9M717	3/4 x 36	717/41004

**WRIGHT TOOL CO.**

Rivet Buster  
MAYHEW



Mfg Part#	Mayhew #
9627	854 - 3/4"

**WRIGHT TOOL CO.**

Line-Up Pry Bars  
MAYHEW



Mfg Part#	Size (in)	Mayhew #
9575	1/2 x 14	468
9576	5/8 x 16	469
9577	3/4 x 20	471
9M472	3/4 x 24	472
9578	7/8 x 30	473

**WRIGHT TOOL CO.**

Rolling Head Pry Bars  
MAYHEW



Mfg Part#	Size (in)	Mayhew #
9M481	5/8 x 9	481
9M482	1/2 x 16	482
9M483	5/8 x 18	483
9M484	3/4 x 22	484

**WRIGHT TOOL CO.**

Rolling Head Pry Bars  
(Lady Slipper)  
MAYHEW



Mfg Part#	Size (in)
9M424	7/16 x 12
9M426	9/16 x 16
9M428	1 1/16 x 21

**WRIGHT TOOL CO.**

Nail Puller  
MAYHEW



Mfg Part#	Description (in)	Mayhew #
9M720	5/8 x 10 1/8 Single End	720
9M725	5/8 x 10 1/2 Double End	725



### Wright Tool Co.

Deep Throat C-Clamps  
Forged Steel Body

Conforms to Federal Specification GGG-C-406D, Type1, Class A, light service, deep throat. Threads on our screws are Acme roll-threaded for maximum strength and clamping force.



Mfg Part#	Max Opening (in)	Depth (in)	Scew Dia (in)	Test Load (lb)	Box Wt (lb)
90402B	2	2	1/2	3,500	1 1/2
90403B	3	2 3/8	5/8	3,500	1 3/4
90404B	4	2 3/4	3/4	6,500	2 3/4
90406B	6	3 3/8	3/4	6,900	4 3/4
90408B	8	4 1/2	3/4	6,900	8 1/2
90410B	10	5 3/8	7/8	8,000	10 1/2
90412B	12	5 3/4	7/8	9,500	14

### WRIGHT TOOL CO.

Extra Deep Throat C-Clamps  
Forged Steel Body - Copper Screw

Forged steel frame and deep throat design makes this an excellent clamp for deep reach, light service. Screw swivel and crosspin are copper plated. Conforms to Federal Specification GGG-C-406D, Type1, Class A, light service, deep throat.



Mfg Part#	Opening Depth (in)	Scew Dia (in)	Test Load (lb)	Wt Ea (lb)
90404E	4 x 4	3/4	4,400	4 3/4
90406E	6 x 5	3/4	5,400	6 3/4
90408E	8 x 6	3/4	5,900	10 3/4

### WRIGHT TOOL CO.

Forged Steel C-Clamps  
Superclamps®

Frame is high strength, heat treated steel. Handle is sliding pin (vise type). Large diameter screws run full length in all sizes and are specially manufactured to prevent bending and damage to threads. Conforms to Federal Specification GGG-C-406D, Type1, Class A, light service.



Mfg Part#	Max Opening (in)	Depth (in)	Scew Dia (in)	Test Load (lb)	Box Wt (lb)
91103	2	1 3/4	1/2	2,700	1
91104	3	2 1/4	1/2	3,000	1 1/2
91105	4	2 1/2	5/8	3,700	2 1/4
91106	6	3 1/8	5/8	4,500	3 1/2
91107	8	3 3/4	3/4	5,200	5 1/2
91108	10	4	7/8	6,000	8
91109	12	4 1/4	7/8	8,000	9 1/2

### WRIGHT TOOL CO.

Deep Throat C-Clamps  
Forged Steel Body - Copper Screw

Conforms to Federal Specification GGG-C-406D, Type1, Class A, light service, deep-throat. Spatter-resisting copper plated screw, swivel and crosspin for welding applications. Wright Tool Co.



Mfg Part#	Max Opening (in)	Depth (in)	Scew Dia (in)	Test Load (lb)	Box Wt (lb)
90402C	2	2	1/2	3,500	1 1/2
90403C	3	2 3/8	5/8	3,500	1 3/4
90404C	4	2 3/4	3/4	6,500	2 3/4
90406C	6	3 3/8	3/4	6,900	4 3/4
90408C	8	4 1/2	3/4	6,900	8 1/2
90410C	10	5 3/8	7/8	8,000	10 1/2
90412C	12	5 3/4	7/8	9,500	14

### WRIGHT TOOL CO.

Extra Heavy Service Forged C-Clamps

Frame is forged form high-strength, heat-treated steel. Large diameter screws are full length and hardened to prevent bending and protect threads. Clamp strengths exceed test loads shown. Conforms to Federal Specification GGG-C-406D, Type1, Class B, heavy service



Mfg Part#	Max Opening (in)	Depth (in)	Scew Dia (in)	Test Load (lb)	Box Wt (lb)
90102H	2 1/4	1 7/8	3/4	12,500	3 3/4
90103H	3 1/4	2 1/2	7/8	16,250	6 1/2
90104H	4 1/2	2 3/4	7/8	20,000	10
90105H	5 1/2	3 1/8	7/8	23,800	13
90106H	6 1/2	3 3/8	1 1/8	27,500	17
90108H	8 1/2	3 3/4	1 1/8	31,250	24
90110H	10 1/2	4 1/8	1 1/8	35,000	29
90112H	12 1/2	4 1/2	1 1/8	40,000	40

### WRIGHT TOOL CO.

Heavy Service Forged C-Clamps

Recommended for heavy industrial and construction work demanding extra strength. Drop forged from selected steel and accurately heat-treated. Steel swivels are securely attached to hardened steel screws. Conforms to Federal Specification GGG-C-406D, Type1, Class B, medium service.



Mfg Part#	Max Opening (in)	Depth (in)	Scew Dia (in)	Test Load (lb)	Box Wt (lb)
90102	2	1 1/2	1/2	7,500	1 1/2
90103	3	2	5/8	8,500	3
90104	4	2 3/8	3/4	10,000	4 1/2
90106	6	2 1/2	3/4	11,250	5 1/2
90108	8	2 5/8	3/4	12,500	7 1/4
90110	10	2 3/4	3/4	13,750	9 1/4
90112	12	2 7/8	3/4	15,000	11 1/2

**WRIGHT TOOL CO.**

**Apprentice Sets**

**Fractional Sizes**

Set No 170 & 171



Set Includes: FLAT WRENCHES

Combination Wrenches, 12 Pt

Part # Size

- 1112 3/8"
- 1114 7/16"
- 1116 1/2"
- 1118 9/16"
- 1120 5/8"
- 1122 11/16"
- 1124 3/4"
- 1126 13/16"
- 1128 7/8"
- 1130 15/16"

**3/8" DRIVE SOCKETS & ATTACHMENTS**

6 Pt. Standard Sockets

Part # Size

- 3012 3/8"
- 3014 7/16"
- 3016 1/2"
- 3018 9/16"
- 3020 5/8"
- 3022 11/16"
- 3024 3/4"
- 3026 13/16"
- 3028 7/8"
- 3403 3" Extension
- 3405 5" Extension
- 3412 12" Extension
- 3426 Ratchet
- 3435 Flex Handle
- 3475 Universal
- 6 Pt. Deep Sockets
- 3512 3/8"
- 3514 7/16"
- 3516 1/2"
- 3518 9/16"
- 3520 5/8"
- 3522 11/16"
- 3524 3/4"
- 3526 13/16"
- 3712 3/8"
- 3714 7/16"
- 3716 1/2"
- 3718 9/16"
- 3724 3/4"

**SERVICE TOOLS**

Part # Size

- Soft Face Hammer
- 9030 12 Oz., 1.25"
- Ball Peen Hammers, Fiberglass Handle
- 9042 16 Oz.
- Phillips Screwdriver
- 9105 #2 - 4"

**Round Shank Screwdrivers**

- 9123 1/4" - 4"
- 9125 5/16" - 6"
- 9126 3/8" - 8"
- Center Punch
- 9536 1/4"
- Starter Punch
- 9556 3/16" x 5"
- Pin Punch
- 9594 3/16" x 5 1/4"
- Cold Chisels
- 9602 3/8" x 5 1/2"
- 9604 5/8"
- Ajustable Wrench
- 9AC10 10"
- Long Nose Pliers w/ Side Cutter
- 9C326 6"
- Cutting Pliers, Box Joint
- 9C437 7"
- Slip Joint Pliers Wire Cutting Shears
- 9C526 6"

Mfg Part#	Set Size	Includes
170	54 Pieces	WT520 Heavy-Duty Mechanic's Box w/ Tray
171	53 Pieces	Tools Only - Box NOT Included

**WRIGHT TOOL CO.**

**Basic Service Sets**

**Fractional Sizes**

Set No 160 & 161



Set Includes:

- FLAT WRENCHES
- Combination Wrenches, 12 Pt
- Part # Size
- 1112 3/8"
- 1114 7/16"
- 1116 1/2"
- 1118 9/16"
- 1120 5/8"
- 1122 11/16"
- 1124 3/4"
- Open End Wrenches
- Part # Size
- 1314 3/8" x 7/16"
- 1318 1/2" x 9/16"
- 1322 5/8" x 11/16"
- 1326 3/4" x 13/16"

**1/4" DRIVE SOCKETS & ATTACHMENTS**

6 Pt. Standard Sockets

Part # Size

- 2006 3/16"
- 2007 7/32"

- 2008 1/4"
- 2009 9/32"
- 2010 5/16"
- 2011 11/32"
- 2012 3/8"
- 2014 7/16"
- 2016 1/2"
- Special 8 Pt. Standard Sockets
- 2308 1/4"
- 2310 5/16"
- 2312 3/8"
- 2430 Bar
- 2435 Flex Handle

**3/8" DRIVE SOCKETS & ATTACHMENTS**

6 Pt. Standard Sockets

Part # Size

- 3012 3/8"
- 3014 7/16"
- 3016 1/2"
- 3018 9/16"
- 3020 5/8"
- 3022 11/16"
- 3024 3/4"
- 3026 13/16"
- 3028 7/8"
- 3405 5" Extension
- 3426 Ratchet
- 3435 Flex Handle
- 3452 Adaptor, 3/8" F x 1/4" M
- 3475 Universal
- 6 Pt. Deep Sockets
- 3512 3/8"
- 3514 7/16"
- 3516 1/2"
- 3518 9/16"
- 3520 5/8"
- 3522 11/16"
- 3524 3/4"
- 3526 13/16"

**1/2" DRIVE SOCKETS & ATTACHMENTS**

12 Pt. Standard Sockets

Part # Size

- 4114 7/16"
- 4116 1/2"
- 4118 9/16"
- 4120 5/8"
- 4122 11/16"
- 4124 3/4"
- 4126 13/16"
- 4128 7/8"
- 4130 15/16"
- 4132 1"
- 4134 1 1/16"
- 4136 1 1/8"
- 4138 1 3/16"
- 4140 1 1/4"
- 4405 5" Extension
- 4426 Ratchet, 10 1/2" Knurled Grip
- 4435 Flex Handle
- 4475 Universal

**SERVICE TOOLS**

Part # Size

- Miniature Combination Wrench Set
- 787 10 Pieces
- Ball Peen Hammers, Fiberglass Handle
- 9042 16 Oz.
- Phillips Screwdriver
- 9105 #2 - 4"
- Round Shank Screwdrivers
- 9123 1/4" - 4"

- 9125 5/16" - 6"
- 9126 3/8" - 8"
- Starter Punch
- 9556 3/16" x 5"
- Pin Punch
- 9594 3/16" x 5 1/4"
- Cold Chisels
- 9602 3/8" x 5 1/2"
- 9604 5/8"
- Tongue and Groove Pliers
- 9C430 10"
- Hex Key Set, Short Arm
- 9V98010 13 Pieces

Mfg Part#	Set Size	Includes
160	99 Pieces	WT520 Heavy-Duty Mechanic's Box w/ Tray
161	98 Pieces	Tools Only - Box NOT Included

**WRIGHT TOOL CO.**

**General Service Sets**

**Fractional Sizes**

Set No 150 & 152



- Set Includes:  
**FLAT WRENCHES**  
 Combination Wrenches, 12 Pt  
 Part # Size  
 1112 3/8"  
 1114 7/16"  
 1116 1/2"  
 1118 9/16"  
 1120 5/8"  
 1122 11/16"  
 1124 3/4"

**1/4" DRIVE SOCKETS & ATTACHMENTS**

- 6 Pt. Standard Sockets
- Part # Size
- 2006 3/16"
- 2007 7/32"
- 2008 1/4"
- 2009 9/32"
- 2010 5/16"
- 2011 11/32"
- 2012 3/8"
- 2014 7/16"
- 2016 1/2"
- Special 8 Pt. Standard Sockets
- 2308 1/4"
- 2310 5/16"
- 2312 3/8"
- 2402 2" Extension
- 2406 6" Extension
- 2426 Ratchet, 4 3/4"

- 2430 Bar
- 2441 Spinner

**3/8" DRIVE SOCKETS & ATTACHMENTS**

- 6 Pt. Standard Sockets
- Part # Size
- 3012 3/8"
- 3014 7/16"
- 3016 1/2"
- 3018 9/16"
- 3020 5/8"
- 3022 11/16"
- 3024 3/4"
- 3026 13/16"
- 3028 7/8"
- 3403 3" Extension
- 3426 Ratchet
- 3435 Flex Handle
- 3475 Universal
- 6 Pt. Deep Sockets
- 3512 3/8"
- 3514 7/16"
- 3516 1/2"
- 3518 9/16"
- 3520 5/8"
- 3522 11/16"
- 3524 3/4"
- 3526 13/16"

**1/2" DRIVE SOCKETS & ATTACHMENTS**

- 12 Pt. Standard Sockets
- Part # Size
- 4114 7/16"
- 4116 1/2"
- 4118 9/16"
- 4120 5/8"
- 4122 11/16"
- 4124 3/4"
- 4126 13/16"
- 4128 7/8"
- 4130 15/16"
- 4132 1"
- 4134 1 1/16"
- 4136 1 1/8"
- 4140 1 1/4"
- 4405 5" Extension
- 4426 Ratchet, 10 1/2" Knurled Grip
- 4435 Flex Handle
- 12 Pt. Deep Sockets
- Part # Size
- 4616 1/2"
- 4618 9/16"
- 4620 5/8"
- 4622 11/16"
- 4624 3/4"
- 4626 13/16"
- 4628 7/8"
- 4630 15/16"

**SERVICE TOOLS**

- Part # Size
- Miniature Combination Wrench Set
- 798 8 Pieces
- Ball Peen Hammers, Fiberglass Handle
- 9042 16 Oz.
- Phillips Screwdriver
- 9105 #2 - 4"
- Cabinet Tip Screwdriver
- 9115 3/16" - 4"
- Round Shank Screwdrivers
- 9123 1/4" - 4"
- 9125 5/16" - 6"
- 9126 3/8" - 8"

**Ratcheting Box Wrenches, 6 Pt.**

- 9381 1/4" x 5/16"
- 9382 3/8" x 7/16"
- 9383 1/2" x 9/16"
- Scraper, Stiff Blade
- 9491 1 1/4"
- Tape Measure
- 9506 12" x 3/4"
- 9520 Hacksaw
- Carbon Steel Blades
- 9521 10 Pieces
- 9535 Magnetic Pick-up Tool
- Center Punch
- 9536 1/4"
- Starter Punch
- 9556 3/16" x 5"
- Pinch Bar
- 9575 1/2" x 4"
- Pin Punch
- 9594 3/16" x 5 1/4"
- Cold Chisels
- 9602 3/8" x 5 1/2"
- 9604 5/8"
- 9606 7/8" x 7 1/2"
- Adjustable Wrench
- 9AC10 10"
- Long Nose Pliers
- 9C326 6"
- Tongue and Groove Pliers
- 9C430 10"
- Cutting Pliers, Box Joint
- 9C437 7"
- Slip Joint Pliers Wire Cutting Shear
- 9C526 6"
- Screw Extractor Set
- 9G95202 5 Pieces
- Long Nose Locking Pliers w/Wire Cutter
- 9V6LN 6"
- Curved Jaw Locking Pliers
- 9V7CR 7"
- Hex Key Set, Short Arm
- 9V98010 13 Pieces

Mfg Part#	Set Size	Includes
150	132 Pieces	WT520 Heavy-Duty Mechanic's Box w/ Tray
152	131 Pieces	Tools Only - Box NOT Included

**WRIGHT TOOL CO.**

Intermediate Sets

Fractional Sizes

Set No 125 & 126



Set Includes:

FLAT WRENCHES

Combination Open End Flare Nut Wrenches

Part # Size

- 1040 3/8"
- 1042 7/16"
- 1044 1/2"
- 1046 9/16"
- 1048 5/8"
- 1050 11/16"
- 1052 3/4"

Combination Wrenches, 12 Pt

Part # Size

- 1110 5/16"
- 1112 3/8"
- 1114 7/16"
- 1116 1/2"
- 1118 9/16"
- 1120 5/8"
- 1122 11/16"
- 1124 3/4"
- 1126 13/16"
- 1128 7/8"
- 1130 15/16"
- 1132 1"
- 1134 1 1/16"
- 1136 1 1/8"
- 1140 1 1/4"
- 1142 1 5/16"
- 1144 1 3/8"
- 1146 1 7/16"
- 1148 1 1/2"

Open End Wrenches

Part # Size

- 1310 1/4" x 5/16"
- 1312 5/16" x 3/8"
- 1316 7/8" x 1/2"
- 1318 1/2" x 9/16"
- 1320 9/16" x 5/8"
- 1324 5/8" x 3/4"
- 1325 11/16" x 3/4"
- 1329 13/16" x 7/8"
- 1332 15/16" x 1"
- 1336 1 1/16" x 1 1/8"

12 Pt Box Wrenches - Modified Offset

Part # Size

- 51214 3/8" x 7/16"
- 51618 1/2" x 9/16"
- 52022 5/8" x 11/16"
- 52426 3/4" x 13/16"

1/4" DRIVE SOCKETS & ATTACHMENTS

6 Pt. Standard Sockets

Part # Size

- 2006 3/16"
- 2007 7/32"
- 2008 1/4"
- 2009 9/32"
- 2010 5/16"
- 2011 11/32"
- 2012 3/8"
- 2014 7/16"
- 2016 1/2"
- 12 Pt. Standard Socket

Part # Size

- 2118 9/16"
- 6 Pt. Deep Sockets
- Part # Size
- 2506 3/16"
- 2507 7/32"
- 2508 1/4"
- 2509 9/32"
- 2510 5/16"
- 2511 11/32"
- 2512 3/8"
- 2514 7/16"
- 2516 1/2"
- 2518 9/16"
- 2402 2" Extension
- 2406 6" Extension
- 2426 Ratchet
- 2435 Flex Handle
- 2442 Spinner w/ Female End
- 2475 Universal

3/8" DRIVE SOCKETS & ATTACHMENTS

12 Pt. Standard Sockets

Part # Size

- 3112 3/8"
- 3114 7/16"
- 3116 1/2"
- 3118 9/16"
- 3120 5/8"
- 3122 11/16"
- 3124 3/4"
- 3126 13/16"
- 3128 7/8"

Hex Bit Sockets

Part # Size

- 3204 1/8"
- 3205 5/32"
- 3206 3/16"
- 3207 7/32"
- 3208 1/4"
- 3210 5/16"
- 3212 3/8"

Special 8 Pt. Standard Socket

Part # Size

- 3308 1/4"
- 3310 5/16"
- 3312 3/8"
- 3403 3" Extension
- 3405 5" Extension
- 3412 12" Extension
- 3426 Ratchet
- 3435 Flex Handle
- 3443 Sliding T
- 3445 Speeder, 14 1/2"
- 3475 Universal
- 12 Pt. Deep Sockets

Part # Size

- 3612 3/8"
- 3614 7/16"
- 3616 1/2"
- 3618 9/16"
- 3620 5/8"
- 3622 11/16"
- 3624 3/4"

Part # Size

- 3626 13/16"
- 3628 7/8"
- 12 Pt. Flex Sockets
- 3714 7/16"
- 3716 1/2"
- 3718 9/16"
- 3720 5/8"
- 3722 11/16"
- 3724 3/4"

1/2" DRIVE SOCKETS & ATTACHMENTS

12 Pt. Standard Sockets

Part # Size

- 4112 3/8"
- 4114 7/16"
- 4116 1/2"
- 4118 9/16"
- 4120 5/8"
- 4122 11/16"
- 4124 3/4"
- 4125 25/32"
- 4126 13/16"
- 4128 7/8"
- 4130 15/16"
- 4132 1"
- 4134 1 1/16"
- 4136 1 1/8"
- 4138 1 3/16"
- 4140 1 1/4"

Hex Bit Sockets

Part # Size

- 4216 1/2"
- 4218 9/16"
- 4220 5/8"
- 4402 2" Extension
- 4405 5" Extension
- 4410 10" Extension
- 4426 Ratchet, 10 1/2" Knurled Grip
- 4435 Flex Handle
- 4445 Speeder
- 4475 Universal
- 4478 Micro-Adjustable Torque Wrench, 30-250 Ft. Lbs.

12 Pt. Deep Sockets

Part # Size

- 4616 1/2"
- 4618 9/16"
- 4620 5/8"
- 4622 11/16"
- 4624 3/4"
- 4626 13/16"
- 4628 7/8"
- 4630 15/16"
- 4632 1"
- 4634 1 1/16"
- 4636 1 1/8"
- 4640 1 1/4"

3/4" DRIVE SOCKETS & ATTACHMENTS

12 Pt. Standard Sockets

Part # Size

- 6128 7/8"
- 6130 15/16"
- 6132 1"
- 6134 1 1/16"
- 6136 1 1/8"
- 6140 1 1/4"
- 6142 1 5/16"
- 6144 1 3/8"
- 6146 1 7/16"
- 6148 1 1/2"
- 6152 1 5/8"
- 6156 1 3/4"

- 6158 1 13/16"
- 6160 1 7/8"
- 6164 2"
- 6400 Ratchet
- 6408 8" Extension
- 6416 16" Extension
- 6435 Flex Handle
- 6443 Sliding T

**SERVICE TOOLS**

- Part # Size
- Dead Blow Hammer with Super Grip
- 9023 1 Lb.
- Brass Hammer with Super Grip
- 9029 2.5 Lb.
- Ball Peen Hammers, Fiberglass Handle
- 9042 16 Oz.
- 9045 32 Oz.
- Deep Throat Forged Steel C-Clamp, Black Oxide
- 90404B 4", 2 each
- Phillips Screwdrivers
- Part # Size
- 9101 #2 - 1 1/2"
- 9103 #0 - 1 1/2"
- 9104 #1 - 3"
- 9105 #2 - 4"
- 9108 #2 - 6"
- 9109 #4 - 8"
- Round Shank Screwdriver
- 9122 1/4" Stubby
- Square Shank Screwdrivers
- 9132 1/4" - 4"
- 9133 1/4" - 6"
- 9134 5/16" - 6"
- Square Shank Standard Tip
- 9135 3/8" - 8"
- 9137 3/8" - 12"
- 9181 Two-in-One Flip Screwdriver w/Pocket Clip
- #1 Phillips and 5/32" Slotted Blades. OAL 4 3/4"
- Offset Screwdrivers
- 9184 5/16"
- 9186 #1 x #2
- Hollow Shaft Nut Drivers
- Part # Size
- 9220 3/16"
- 9221 7/32"
- 9222 1/4"
- 9223 9/32"
- 9224 5/16"
- 9225 11/32"
- 9226 3/8"
- Ratcheting Box Wrenches, 6 Pt.
- Part # Size
- 9381 1/4" x 5/16"
- 9382 3/8" x 7/16"
- 9383 1/2" x 9/16"
- Ratcheting Box Wrenches, 12 Pt.
- 9384 5/8" x 11/16"
- 9386 3/4" x 7/16"
- Pipe Wrenches
- 9449 10"
- 9450 14"
- 9451 18"
- Stripper/Crimper/Cutter
- 9471 10-20 AWG
- Gasket Scraper
- 9481 Blade Width 1 1/2"
- 9488 Flexible Scraper Blade, 1-1/4"
- 9506 Tape Measure, 12' x 3/4"
- 9520 Hacksaw
- 9526 Utility Knife

- Center Punches
- Part # Size
- 9538 3/8" x 5"
- Starter Punches
- 9556 3/16" x 5"
- 9557 1/4" x 5"
- 9558 5/16" x 4 1/4"
- Punch Bar
- 9576 5/8" x 18"
- Pin Punches
- 9591 3/32" x 4 1/2"
- 9592 1/8" x 4 3/4"
- 9593 5/32" x 5"
- 9594 3/16" x 5 1/4"
- Cold Chisels
- 9600 1/4" x 5"
- 9602 3/8" x 5 1/2"
- 9603 1/2" x 6"
- Cape Chisel
- 9613 5/16"
- Round Nose Chisel
- 9623 5/16" x 6 1/4"
- 9685 Punch & Chisel Holder
- Adjustable Wrenches
- Part # Size
- 9AC06 6"
- 9AC08 8"
- 9AC10 10"
- 9AC12 12"
- Long Nose Pliers w/Side Cutter
- 9C317 7 1/2"
- 9C326 6"
- 9C337 Pliers, Lap Joint
- 9C347 Linesman Pliers - Round Nose 7"
- 9C357 Pliers, End Cutting, 7"
- 9C386 Long Nose Pliers, Curved w/Serrated Jaws, 6"
- Tongue and Groove Pliers
- Part # Size
- 9C430 10"
- 9C460 16"
- 9C537 Slip Joint Pliers, 16"
- Duck Bill Needle Nose
- 9C718 7"
- Screw Extractor Set
- 9G95202 5 Pieces
- 9H1234 Retaining Ring Pliers w/ Tips
- Rolling Head Pry Bar
- 9M482 1/2" x 16"
- Aviation Snips, Cuts Left, Red
- 9V101 10"
- Curved Jaw Locking Pliers
- 9V10CR 10"
- Locking Chain Clamp Pipe Wrench
- 9V20R 11"
- Straight Jaw Locking Pliers
- 9V7R 7"
- Hex Key Set, Short Arm
- 9V88024 11 Pieces

Mfg Part#	Set Size	Includes
125	256 Pieces	WT796 8 Drawer Roller Cabinet
126	255 Pieces	Tools Only - Cabinet NOT Included

**WRIGHT TOOL CO.**

Intermediate Sets

Fractional Sizes

Set No 130 & 131



Set Includes:

**FLAT WRENCHES**

Combination Open End Flare Nut Wrenches

Part # Size

- 1040 3/8"
- 1042 7/16"
- 1044 1/2"
- 1046 9/16"
- 1048 5/8"
- 1050 11/16"
- 1052 3/4"

Combination Wrenches, 12 Pt

Part # Size

- 1110 5/16"
- 1112 3/8"
- 1114 7/16"
- 1116 1/2"
- 1118 9/16"
- 1120 5/8"
- 1122 11/16"
- 1124 3/4"
- 1126 13/16"
- 1128 7/8"
- 1130 15/16"
- 1132 1"
- 1134 1 1/16"
- 1136 1 1/8"
- 1140 1 1/4"

Open End Wrenches

Part # Size

- 1310 1/4" x 5/16"
- 1312 5/16" x 3/8"
- 1316 7/8" x 1/2"
- 1318 1/2" x 9/16"
- 1320 9/16" x 5/8"
- 1324 5/8" x 3/4"
- 1325 11/16" x 3/4"
- 1329 13/16" x 7/8"
- 1332 15/16" x 1"
- 1336 1 1/16" x 1 1/8"

1/4" DRIVE SOCKETS & ATTACHMENTS

6 Pt. Standard Sockets

Part # Size

- 2006 3/16"
- 2007 7/32"
- 2008 1/4"
- 2009 9/32"
- 2010 5/16"
- 2011 11/32"



2012 3/8"  
2014 7/16"  
2016 1/2"  
12 Pt. Standard Socket  
2118 9/16"  
6 Pt. Deep Sockets  
Part # Size  
2506 3/16"  
2507 7/32"  
2508 1/4"  
2509 9/32"  
2510 5/16"  
2511 11/32"  
2512 3/8"  
2514 7/16"  
2516 1/2"  
2518 9/16"  
2402 2" Extension  
2406 6" Extension  
2426 Ratchet  
2435 Flex Handle  
2442 Spinner w/ Female End  
2475 Universal

**3/8" DRIVE SOCKETS & ATTACHMENTS**

12 Pt. Standard Sockets  
Part # Size  
3112 3/8"  
3114 7/16"  
3116 1/2"  
3118 9/16"  
3120 5/8"  
3122 11/16"  
3124 3/4"  
3126 13/16"  
3128 7/8"  
Hex Bit Sockets  
Part # Size  
3204 1/8"  
3205 5/32"  
3206 3/16"  
3207 7/32"  
3208 1/4"  
3210 5/16"  
3212 3/8"  
Special 8 Pt. Standard Sockets  
3308 1/4"  
3310 5/16"  
3312 3/8"  
3403 3" Extension  
3405 5" Extension  
3412 12" Extension  
3426 Ratchet  
3435 Flex Handle  
3445 Speeder, 14 1/2"  
3475 Universal  
12 Pt. Deep Sockets  
Part # Size  
3612 3/8"  
3614 7/16"  
3616 1/2"  
3618 9/16"  
3620 5/8"  
3622 11/16"  
3624 3/4"  
3626 13/16"  
3628 7/8"  
12 Pt. Flex Sockets  
3714 7/16"  
3716 1/2"  
3718 9/16"  
3720 5/8"  
3724 3/4"

**1/2" DRIVE SOCKETS & ATTACHMENTS**

12 Pt. Standard Sockets  
Part # Size  
4112 3/8"  
4114 7/16"  
4116 1/2"  
4118 9/16"  
4120 5/8"  
4122 11/16"  
4124 3/4"  
4126 13/16"  
4128 7/8"  
4130 15/16"  
4132 1"  
4134 1 1/16"  
4136 1 1/8"  
4140 1 1/4"  
Hex Bit Sockets  
Part # Size  
4216 1/2"  
4218 9/16"  
4220 5/8"  
4402 2" Extension  
4405 5" Extension  
4410 10" Extension  
4426 Ratchet, 10 1/2" Knurled Grip  
4435 Flex Handle  
4445 Speeder  
4475 Universal  
12 Pt. Deep Sockets  
Part # Size  
4616 1/2"  
4618 9/16"  
4620 5/8"  
4622 11/16"  
4624 3/4"  
4626 13/16"  
4628 7/8"  
4630 15/16"  
4632 1"  
4634 1 1/16"  
4636 1 1/8"  
4640 1 1/4"

**SERVICE TOOLS**

Part # Size  
Dead Blow Hammer with Super Grip  
9023 1 Lb.  
Ball Peen Hammers, Fiberglass Handle  
9042 16 Oz.  
9045 32 Oz.  
Deep Throat Forged Steel C-Clamp, Black Oxide  
90404B 4", 2 each  
Phillips Screwdrivers  
Part # Size  
9101 #2 - 1 1/2"  
9103 #0 - 1 1/2"  
9104 #1 - 3"  
9105 #2 - 4"  
9106 #3 - 6"  
9109 #4 - 8"  
Round Shank Screwdriver  
9122 1/4" Stubby  
Square Shank Screwdrivers  
9132 1/4" - 4"  
9134 5/16" - 6"  
Square Shank Standard Tip  
9135 3/8" - 8"  
9137 3/8" - 12"  
9181 Two-in-One Flip Screwdriver w/Pocket Clip

#1 Phillips and 5/32" Slotted Blades. OAL 4 3/4"  
Offset Screwdrivers  
9184 5/16"  
9186 #1 x #2  
Hollow Shaft Nut Drivers  
Part # Size  
9220 3/16"  
9221 7/32"  
9222 1/4"  
9223 9/32"  
9224 5/16"  
9225 11/32"  
9226 3/8"  
Ratcheting Box Wrenches, 6 Pt.  
Part # Size  
9381 1/4" x 5/16"  
9382 3/8" x 7/16"  
9383 1/2" x 9/16"  
Ratcheting Box Wrenches, 12 Pt.  
9384 5/8" x 11/16"  
9386 3/4" x 7/16"  
Pipe Wrench  
9449 10"  
Stripper/Crimper/Cutter  
9471 10-20 AWG  
Gasket Scraper  
9481 Blade Width 1 1/2"  
9488 Flexible Scraper Blade, 1-1/4"  
9506 Tape Measure, 12' x 3/4"  
9520 Hacksaw  
9526 Utility Knife  
Center Punch  
Part # Size  
9538 3/8" x 5"  
Starter Punches  
9556 3/16" x 5"  
9557 1/4" x 5"  
9558 5/16" x 4 1/4"  
Punch Bar  
9576 5/8" x 18"  
Pin Punches  
9591 3/32" x 4 1/2"  
9592 1/8" x 4 3/4"  
9594 3/16" x 5 1/4"  
Cold Chisels  
9600 1/4" x 5"  
9602 3/8" x 5 1/2"  
9603 1/2" x 6"  
Cape Chisel  
9613 5/16"  
Round Nose Chisel  
9685 Punch & Chisel Holder  
Adjustable Wrenches  
Part # Size  
9AC06 6"  
9AC08 8"  
9AC10 10"  
Long Nose Pliers w/Side Cutter  
9C326 6"  
9C337 Pliers, Lap Joint  
9C349 Linesman Pliers - Wiremaster  
9C357 Pliers, End Cutting, 7"  
9C386 Long Nose Pliers, Curved w/Serrated Jaws, 6"  
Tongue and Groove Pliers  
Part # Size  
9C430 10"  
9C536 Pliers, Box Joint  
9C537 Slip Joint Pliers, 16"  
Duck Bill Needle Nose  
9C718 7"  
9H1221S Retaining Ring Pliers w/ Adj. Stop  
9H1234 Retaining Ring Pliers w/ Tips

Rolling Head Pry Bar  
 9M482 1/2" x 16"  
 Aviation Snips, Cuts Left, Red  
 9V101 10"  
 Curved Jaw Locking Pliers  
 9V10CR 10"  
 Straight Jaw Locking Pliers  
 9V7R 7"  
 Hex Key Set, Short Arm  
 9V88024 11 Pieces

Mfg Part#	Set Size	Includes
130	220 Pieces	WT814 12 Drawer Chest
131	219 Pieces	Tools Only - Chest NOT Included

**WRIGHT TOOL CO.**

**General Maintenance Sets**

**Fractional Sizes**

Set No 135 & 136



Set Includes:

**FLAT WRENCHES**

Combination Wrenches, 12 Pt

Part # Size

1112 3/8"

1114 7/16"

1116 1/2"

1118 9/16"

1120 5/8"

1122 11/16"

1124 3/4"

1126 13/16"

1128 7/8"

1130 15/16"

1132 1"

1134 1 1/16"

1136 1 1/8"

1140 1 1/4"

**Open End Wrenches**

Part # Size

1310 1/4" x 5/16"

1314 3/8" x 7/16"

1318 1/2" x 9/16"

1322 5/8" x 11/16"

1326 3/4" x 13/16"

1330 7/8" x 15/16"

1340 1 1/8" x 1 1/4"

12 Pt. Box Wrench - Modified Offset

51214 3/8" x 7/16"

51618 1/2" x 9/16"

52022 5/8" x 11/16"

52428 3/4" x 13/16"

52830 7/8" x 15/16"

**1/4" DRIVE SOCKETS & ATTACHMENTS**

6 Pt. Standard Sockets

Part # Size

2006 3/16"

2007 7/32"

2008 1/4"

2009 9/32"

2010 5/16"

2011 11/32"

2012 3/8"

2014 7/16"

2016 1/2"

2492 Ratchet, 4 3/4"

2441 Spinner

**3/8" DRIVE SOCKETS & ATTACHMENTS**

12 Pt. Standard Sockets

Part # Size

3108 1/4"

3110 5/16"

3112 3/8"

3114 7/16"

3116 1/2"

3118 9/16"

3120 5/8"

3122 11/16"

3124 3/4"

3126 13/16"

3128 7/8"

3403 3" Extension

3408 8" Extension

3412 12" Extension

3426 Ratchet

3435 Flex Handle

3443 Sliding T

3445 Speeder, 14 1/2"

3475 Universal

6 Pt. Deep Sockets

3512 3/8"

3514 7/16"

3516 1/2"

3518 9/16"

3520 5/8"

3522 11/16"

3524 3/4"

3526 13/16"

3528 7/8"

**1/2" DRIVE SOCKETS & ATTACHMENTS**

12 Pt. Standard Sockets

Part # Size

4112 3/8"

4114 7/16"

4116 1/2"

4118 9/16"

4120 5/8"

4122 11/16"

4124 3/4"

4126 13/16"

4128 7/8"

4130 15/16"

4132 1"

4134 1 1/16"

4136 1 1/8"

4138 1 3/16"

4140 1 1/4"

4402 2" Extension

4405 5" Extension

4426 Ratchet, 10 1/2" Knurled Grip

4435 Flex Handle

4475 Universal

6 Pt. Deep Sockets

Part # Size

4516 1/2"

4518 9/16"

4520 5/8"

4522 11/16"

4524 3/4"

**SERVICE TOOLS**

Part # Size

Miniature Combination Wrench Set

798 8 Pieces

9032 Soft Face Hammer

Ball Peen Hammers, Fiberglass Handle

9040 8 Oz.

9041 12 Oz.

9042 16 Oz.

Phillips Screwdrivers

Part # Size

9104 #1 - 3"

9105 #2 - 4"

Square Shank Screwdrivers

9132 1/4" - 4"

9134 5/16" - 6"

Square Shank Standard Tip

9135 3/8" - 8"

Starter Punches

9552 3/32"

9553 1/8"

9556 3/16" x 5"

Pin Punches

9591 3/32" x 4 1/2"

9593 5/32"

9594 3/16" x 5 1/4"

Cold Chisels

9602 3/8" x 5 1/2"

9603 1/2" x 6"

9604 5/8"

Long Nose Pliers w/Side Cutter

9C317 7 1/2"

Tongue and Groove Pliers

9C430 10"

Cutting Pliers, Curved Diagonal, Box Joint

9C447 7 3/4"

Slip Joint Pliers Wire Cutting Shear

9C526 6"

Rolling Head Pry Bar

9M482 1/2" x 16"

Hex Key Set, Short Arm

9V98010 15 Pieces

Mfg Part#	Set Size	Includes
135	135 Pieces	WT523 3 Drawer Chest
136	134 Pieces	Tools Only - Chest NOT Included

**WRIGHT TOOL CO.**

**Industrial Maintenance Sets**

**Fractional Sizes**

Set No 180 & 181



Set Includes:

**FLAT WRENCHES**

Combination Wrenches, 12 Pt

Part # Size

- 1108 1/4"
- 1110 5/16"
- 1112 3/8"
- 1114 7/16"
- 1116 1/2"
- 1118 9/16"
- 1120 5/8"
- 1122 11/16"
- 1124 3/4"
- 1126 13/16"
- 1128 7/8"
- 1130 15/16"
- 1132 1"
- 1134 1 1/16"
- 1136 1 1/8"
- 1140 1 1/4"

Open End Wrenches

Part # Size

- 1310 1/4" x 5/16"
- 1314 3/8" x 7/16"
- 1318 1/2" x 9/16"
- 1322 5/8" x 11/16"
- 1326 3/4" x 13/16"
- 1330 7/8" x 15/16"
- 1340 1 1/8" x 1 1/4"

Flare Nut Wrenches

- 1614 3/8" x 7/16"
- 1618 1/2" x 9/16"
- 1622 5/8" x 11/16"

**1/4" DRIVE SOCKETS & ATTACHMENTS**

6 Pt. Standard Sockets

Part # Size

- 2006 3/16"
- 2007 7/32"
- 2008 1/4"
- 2009 9/32"
- 2010 5/16"
- 2011 11/32"
- 2012 3/8"
- 2014 7/16"
- 2016 1/2"
- 2402 2" Extension
- 2406 6" Extension
- 2426 Ratchet, 4 3/4"
- 2435 Flex Handle
- 2441 Spinner
- 2475 Universal

**3/8" DRIVE SOCKETS & ATTACHMENTS**

12 Pt. Standard Sockets

Part # Size

- 3112 3/8"
- 3114 7/16"
- 3116 1/2"
- 3118 9/16"
- 3120 5/8"
- 3122 11/16"
- 3124 3/4"
- 3403 3" Extension
- 3408 8" Extension
- 3412 12" Extension
- 3426 Ratchet
- 3435 Flex Handle
- 3475 Universal

**1/2" DRIVE SOCKETS & ATTACHMENTS**

12 Pt. Standard Sockets

Part # Size

- 4114 7/16"
- 4116 1/2"
- 4118 9/16"
- 4120 5/8"
- 4122 11/16"
- 4124 3/4"
- 4126 13/16"
- 4128 7/8"
- 4130 15/16"
- 4132 1"
- 4134 1 1/16"
- 4136 1 1/8"
- 4138 1 3/16"
- 4140 1 1/4"
- 4402 2" Extension
- 4405 5" Extension
- 4426 Ratchet, 10 1/2" Knurled Grip
- 4435 Flex Handle
- 4475 Universal

**SERVICE TOOLS**

Part # Size

- Tool Roll
- 743-ROLL 3 Pockets
- Miniature Combination Wrench Set
- 798 8 Pieces
- Soft Face Hammer
- 9030 12 Oz., 1.25"
- Ball Peen Hammers, Fiberglass Handle
- 9042 16 Oz.
- Phillips Screwdriver
- 9105 #2 - 4"
- Round Shank Screwdrivers
- 9123 1/4" - 4"
- 9125 5/16" - 6"
- 9126 3/8" - 8"
- Tape Measure
- 9506 12' x 3/4"
- 9520 Hacksaw
- Replaceable Hacksaw Blades
- 9522 12" -24T, 10 Ea.
- Feeler Gauge
- 9530 25 Blades
- Punch & Chisel Set
- 9660 6 Pieces
- Adjustable Wrenches
- 9AC08 8"
- 9AC12 12"
- Long Nose Pliers w/ Side Cutter
- 9C326 6"
- Box Joint Cutting Pliers
- 9C437 7"

Aviation Snips, Cuts Straight, Yellow

9V103 10"

Straight Jaw Locking Pliers

9V7R 7"

Mfg Part#	Set Size	Includes
180	114 Pieces	WT803 6 Drawer Chest w/ Tray
181	181 Pieces	Tools Only - Chest NOT Included

**WRIGHT TOOL CO.**

**Master Sets**

**Fractional & Metric Sizes**

Set No 112 & 113



Set Includes:

**FLAT WRENCHES**

3/8" Drive Crowfoot Wrenches

Part # Size

- 1012 3/8"
- 1014 7/16"
- 1016 1/2"
- 1018 9/16"
- 1020 5/8"
- 1022 11/16"
- 1024 3/4"
- 1026 13/16"
- 1028 7/8"
- 1032 1"

Metric Combination Wrenches, 12 Pt

Part # Size

- 11-07mm 7mm
- 11-08mm 8mm
- 11-09mm 9mm
- 11-10mm 10mm
- 11-11mm 11mm
- 11-12mm 12mm
- 11-13mm 13mm
- 11-14mm 14mm
- 11-15mm 15mm
- 11-16mm 16mm
- 11-17mm 17mm
- 11-18mm 18mm
- 11-19mm 19mm

Combination Wrenches, 12 Pt

Part # Size

- 1108 1/4"
- 1110 5/16"
- 1112 3/8"
- 1114 7/16"
- 1116 1/2"
- 1118 9/16"
- 1120 5/8"

1122 11/16"  
 1124 3/4"  
 1126 13/16"  
 1128 7/8"  
 1130 15/16"  
 1132 1"  
 1134 1 1/16"  
 1136 1 1/8"  
 1140 1 1/4"  
 Open End Wrenches  
 Part # Size  
 1310 1/4" x 5/16"  
 1314 3/8" x 7/16"  
 1318 1/2" x 9/16"  
 1322 5/8" x 11/16"  
 1326 3/4" x 13/16"  
 1330 7/8" x 15/16"

1/4" DRIVE SOCKETS & ATTACHMENTS

6 Pt. Standard Sockets  
 Part # Size  
 2005 5/32"  
 2006 3/16"  
 2007 7/32"  
 2008 1/4"  
 2009 9/32"  
 2010 5/16"  
 2011 11/32"  
 2012 3/8"  
 2014 7/16"  
 2016 1/2"  
 Special 8 Pt. Standard Sockets  
 Part # Size  
 2308 1/4"  
 2310 5/16"  
 2312 3/8"  
 6 Pt. Deep Sockets  
 Part # Size  
 2506 3/16"  
 2508 1/4"  
 2509 9/32"  
 2510 5/16"  
 2511 11/32"  
 2512 3/8"  
 2514 7/16"  
 2516 1/2"  
 2402 2" Extension  
 2406 6" Extension  
 2426 Ratchet  
 2430 Bar  
 2435 Flex Handle  
 2441 Spinner

3/8" DRIVE SOCKETS & ATTACHMENTS

6 Pt. Standard Sockets  
 Part # Size  
 3008 1/4"  
 3010 5/16"  
 3012 3/8"  
 3014 7/16"  
 3016 1/2"  
 3018 9/16"  
 6 Pt. Standard Metric Sockets  
 30-06mm 6mm  
 30-07mm 7mm  
 30-08mm 8mm  
 30-09mm 9mm  
 30-10mm 10mm  
 30-11mm 11mm  
 30-12mm 12mm  
 30-13mm 13mm  
 30-14mm 14mm  
 30-15mm 15mm

30-16mm 16mm  
 30-17mm 17mm  
 30-18mm 18mm  
 30-19mm 19mm  
 12 Pt. Standard Sockets  
 3120 5/8"  
 3122 11/16"  
 3124 3/4"  
 3126 13/16"  
 3128 7/8"  
 3130 15/16"  
 3132 1"

Metric Hex Bit Sockets

Part # Size  
 32-02mm 2mm  
 32-02.5mm 2.5mm  
 32-03mm 3mm  
 32-04mm 4mm  
 32-05mm 5mm  
 32-06mm 6mm  
 32-07mm 7mm  
 32-08mm 8mm  
 32-10mm 10mm  
 Hex Bit Sockets  
 Part # Size  
 3204 1/8"  
 3205 5/32"  
 3206 3/16"  
 3207 7/32"  
 3208 1/4"  
 3210 5/16"  
 3212 3/8"

Standard Screwdriver Socket with Bit

Part # Size  
 3260 1/4"  
 3262 3/8"  
 Phillips Screwdriver Sockets with Bit  
 3266 #2  
 3267 #3  
 3268 #4  
 3403 3" Extension  
 3405 5" Extension  
 3412 12" Extension  
 3426 Ratchet  
 3427 Flex Head Ratchet  
 3435 Flex Handle  
 3443 Sliding T  
 3445 Speeder, 14 1/2"  
 3452 Adaptor, 3/8" F x 1/4" M  
 3454 Adaptor, 3/8" F x 1/2" M  
 3475 Universal  
 6 Pt. Deep Socket  
 3508 1/4"  
 3510 5/16"  
 3512 3/8"  
 3514 7/16"  
 3516 1/2"  
 3518 9/16"  
 3520 5/8"  
 3522 11/16"  
 3524 3/4"  
 3526 13/16"  
 3528 7/8"  
 3530 15/16"  
 3532 1"

6 Pt. Deep Metric Socket  
 65-06mm 6mm  
 35-07mm 7mm  
 35-08mm 8mm  
 35-09mm 9mm  
 35-10mm 10mm  
 35-11mm 11mm  
 35-12mm 12mm

35-13mm 13mm  
 35-14mm 14mm  
 35-15mm 15mm  
 35-16mm 16mm  
 35-17mm 17mm  
 35-18mm 18mm  
 35-19mm 19mm  
 12 Pt. Flex Sockets  
 3712 3/8"  
 3714 7/16"  
 3716 1/2"  
 3718 9/16"  
 3720 5/8"  
 3722 11/16"  
 3724 3/4"

1/2" DRIVE SOCKETS & ATTACHMENTS

12 Pt. Standard Sockets  
 Part # Size  
 4112 3/8"  
 4114 7/16"  
 4116 1/2"  
 4118 9/16"  
 4120 5/8"  
 4122 11/16"  
 4124 3/4"  
 4126 13/16"  
 4128 7/8"  
 4130 15/16"  
 4132 1"  
 4134 1 1/16"  
 4136 1 1/8"  
 4140 1 1/4"  
 4405 5" Extension  
 4410 10" Extension  
 4420 20" Extension  
 4426 Ratchet, 10 1/2" Knurled Grip  
 4435 Flex Handle  
 4445 Speeder  
 4453 Adaptor, 1/2" F x 3/8" M  
 4475 Universal  
 12 Pt. Deep Sockets  
 Part # Size  
 4612 3/8"  
 4614 7/16"  
 4616 1/2"  
 4618 9/16"  
 4620 5/8"  
 4622 11/16"  
 4624 3/4"  
 4626 13/16"  
 4628 7/8"  
 4630 15/16"  
 4632 1"  
 4634 1 1/16"  
 4636 1 1/8"  
 4638 1 3/16"  
 4640 1 1/4"

3/4" DRIVE SOCKETS & ATTACHMENTS

12 Pt. Standard Sockets  
 Part # Size  
 6128 7/8"  
 6130 15/16"  
 6132 1"  
 6134 1 1/16"  
 6136 1 1/8"  
 6140 1 1/4"  
 6142 1 5/16"  
 6144 1 3/8"  
 6146 1 7/16"  
 6148 1 1/2"  
 6152 1 5/8"

6154 1 11/16"  
6156 1 3/4"  
6158 1 13/16"  
6160 1 7/8"  
6164 2"  
6400 Ratchet  
6408 8" Extension  
6435 Flex Handle

**SERVICE TOOLS**

Part # Size  
Miniature Combination Wrench Set  
787 10 Pieces  
798 8 Pieces, 7/32" - 7/16"  
9030 Soft Face Hammer  
Ball Peen Hammer, Fiberglass Handle  
9042 16 Oz.  
Phillips Screwdrivers  
Part # Size  
9105 #2 - 4"  
9106 #3 - 6"  
Round Shank Screwdriver  
9123 1/4" - 4"  
9125 5/16" - 6"  
9126 3/8" - 8"  
Square Shank Screwdrivers  
9132 1/4" - 4"  
9134 5/16" - 6"  
Square Shank Standard Tip  
9136 3/8" - 10"  
9181 Two-in-One Flip Screwdriver w/Pocket Clip  
#1 Phillips and 5/32" Slotted Blades. OAL 4 3/4"  
Offset Screwdrivers  
9184 5/16"  
9186 #1 x #2  
9481 Gasket Scraper, Blade Width 1 1/2"  
9520 Hacksaw  
Center Punch  
9536 1/4"  
Starter Punch  
9556 3/16" x 5"  
Punch Bar  
9576 5/8" x 18"  
Pin Punch  
9594 3/16" x 5 1/4"  
Cold Chisels  
9602 3/8" x 5 1/2"  
9604 5/8" x 6 1/2"  
9685 Punch & Chisel Holder  
Rectangular Inspection Mirror  
9702 2 1/8" x 3 1/2",  
11 1/2" x 15 1/2" Long  
Adjustable Wrenches  
9AC10 10"  
Long Nose Pliers w/Side Cutter  
9C326 6"  
Tongue and Groove Pliers  
9C430 10"  
Pliers, Box Joint  
9C437 6"  
Slip Joint Pliers Wire Cutting Shear  
9C526 6"  
Hex Key Set, Short Arm  
9V98010 13 Pieces

Mfg Part#	Set Size	Includes
112	283 Pieces	WT814 12 Drawer Chest & WT896 11 Drawer Roller Cabinet
113	281 Pieces	Tools Only - Cabinets NOT Included

**WRIGHT TOOL CO.**

**Master Maintenance Sets**

**Fractional Sizes**

Set No 121 & 122



Set Includes:

**FLAT WRENCHES**

**3/8" Drive Crowfoot Wrenches**

Part # Size

1012 3/8"  
1014 7/16"  
1016 1/2"  
1018 9/16"  
1020 5/8"  
1022 11/16"  
1024 3/4"  
1026 13/16"  
1028 7/8"

**Combination Open End Flare Nut Wrenches**

1040 3/8"  
1042 7/16"  
1044 1/2"  
1046 9/16"  
1048 5/8"  
1050 11/16"  
1052 3/4"

**Combination Wrenches, 12 Pt**

Part # Size  
1110 5/16"  
1112 3/8"  
1114 7/16"  
1116 1/2"  
1118 9/16"  
1120 5/8"  
1122 11/16"  
1124 3/4"  
1126 13/16"  
1128 7/8"  
1130 15/16"  
1132 1"  
1134 1 1/16"  
1136 1 1/8"  
1140 1 1/4"

**Open End Wrenches**

Part # Size  
1310 1/4" x 5/16"  
1312 5/16" x 3/8"  
1316 7/8" x 1/2"  
1318 1/2" x 9/16"  
1320 9/16" x 5/8"  
1324 5/8" x 3/4"  
1325 11/16" x 3/4"  
1329 13/16" x 7/8"  
1332 15/16" x 1"  
1336 1 1/16" x 1 1/8"

**Ratcheting Flare Nut Wrenches**

Part # Size  
1642 3/8"  
1644 7/16"  
1646 1/2"  
1648 9/16"  
1650 5/8"  
1652 11/16"  
1654 3/4"

**12 Pt Box Wrenches - Modified Offset**

Part # Size  
51012 5/16" x 3/8"  
51214 3/8" x 7/16"  
51416 7/16" x 1/2"  
51618 1/2" x 9/16"  
51820 9/16" x 5/8"  
52024 5/8" x 3/4"  
52224 11/16" x 3/4"  
52628 13/16" x 7/8"  
53032 15/16" x 1"  
53436 1 1/16" x 1 1/8"

**1/4" DRIVE SOCKETS & ATTACHMENTS**

**6 Pt. Standard Sockets**

Part # Size  
2006 3/16"  
2007 7/32"  
2008 1/4"  
2009 9/32"  
2010 5/16"  
2011 11/32"  
2012 3/8"  
2014 7/16"  
2016 1/2"

**12 Pt. Standard Socket**

2118 9/16"

**Hex Bit Sockets**

Part # Size  
2202 1/16"  
2203 5/64"  
2204 3/32"  
2205 7/64"  
2206 1/8"  
2207 9/64"  
2208 5/32"  
2210 3/16"  
2212 7/32"  
2214 1/4"  
2218 5/16"

**Standard Screwdriver Socket w/ Bit**

2260 3/16"  
2261 1/4"  
2263 3/8"

**Phillips Screwdriver Socket w/ Bit**

2265 #1

**Long Phillips Screwdriver Socket w/ Bit**

2267 #1

**Special 8 Pt. Standard Sockets**

Part # Size  
2308 1/4"  
2310 5/16"



2312 3/8"  
6 Pt. Deep Sockets  
Part # Size  
2506 3/16"  
2507 7/32"  
2508 1/4"  
2509 9/32"  
2510 5/16"  
2511 11/32"  
2512 3/8"  
2514 7/16"  
2516 1/2"  
12 Pt. Deep Socket  
2618 9/16"  
12 Pt. Standard Universal Sockets  
2708 1/4"  
2710 5/16"  
2712 3/8"  
2714 7/16"  
2402 2" Extension  
2404 4" Extension  
2406 6" Extension  
2426 Ratchet  
2435 Flex Handle  
2442 Spinner w/ Female End  
2445 Speed Handle  
2475 Universal

**3/8" DRIVE SOCKETS & ATTACHMENTS**

12 Pt. Standard Sockets

Part # Size

3108 1/4"  
3110 5/16"  
3112 3/8"  
3114 7/16"  
3116 1/2"  
3118 9/16"  
3120 5/8"  
3122 11/16"  
3124 3/4"  
3126 13/16"  
3128 7/8"  
3130 15/16"  
3132 1"

Hex Bit Sockets

Part # Size

3204 1/8"  
3205 5/32"  
3206 3/16"  
3207 7/32"  
3208 1/4"  
3210 5/16"  
3212 3/8"

Standard Screwdriver Socket with Bit

Part # Size

3260 1/4"

Phillips Screwdriver Sockets with Bit

3266 #2

3267 #3

3268 #4

Special 8 Pt. Standard Sockets

Part # Size

3308 1/4"  
3310 5/16"  
3312 3/8"  
3314 7/16"  
3316 1/2"  
3403 3" Extension  
3405 5" Extension  
3408 8" Extension  
3410 3" Wobble Extension  
3411 6" Wobble Extension  
3412 12" Extension

3426 Ratchet  
3427 Flex Head Ratchet  
3435 Flex Handle  
3443 Sliding T  
3445 Speeder, 14 1/2"  
3452 Adaptor, 3/8" F x 1/4" M  
3454 Adaptor, 3/8" F x 1/2" M  
3475 Universal

6 Pt. Deep Sockets

Part # Size

3508 1/4"  
3510 5/16"  
12 Pt. Deep Sockets  
3612 3/8"  
3614 7/16"  
3616 1/2"  
3618 9/16"  
3620 5/8"  
3622 11/16"  
3624 3/4"  
3626 13/16"  
3628 7/8"  
3630 15/16"  
3632 1"  
3712 3/8"  
3714 7/16"  
3716 1/2"  
3718 9/16"  
3720 5/8"  
3722 11/16"  
3724 3/4"

**1/2" DRIVE SOCKETS & ATTACHMENTS**

12 Pt. Standard Sockets

Part # Size

4112 3/8"  
4114 7/16"  
4116 1/2"  
4118 9/16"  
4119 19/32"  
4120 5/8"  
4122 11/16"  
4124 3/4"  
4125 25/32"  
4126 13/16"  
4128 7/8"  
4129 29/32"  
4130 15/16"  
4132 1"  
4134 1 1/16"  
4136 1 1/8"  
4138 1 3/16"  
4140 1 1/4"  
4142 1 5/16"  
4144 1 3/8"  
4146 1 7/16"  
4148 1 1/2"

Hex Bit Sockets

Part # Size

4208 1/4"  
4210 5/16"  
4212 3/8"  
4214 7/16"  
4216 1/2"  
4218 9/16"  
4220 5/8"  
Special 8 Pt. Standard Sockets  
Part # Size  
4312 3/8"  
4314 7/16"  
4316 1/2"  
4318 9/16"  
4320 5/8"

4322 11/16"  
4324 3/4"  
4328 7/8"  
4332 1"  
4402 2" Extension  
4405 5" Extension  
4410 10" Extension  
4425 Ratchet - Long Handle  
4426 Ratchet, 10 1/2" Knurled Grip  
4427 Flex Head Ratchet  
4435 Flex Handle  
4443 Sliding T  
4445 Speeder  
4475 Universal  
4478 Micro-Adjustable Torque Wrench, 30-250 Ft. Lbs.  
12 Pt. Deep Sockets  
Part # Size  
4616 1/2"  
4618 9/16"  
4620 5/8"  
4622 11/16"  
4624 3/4"  
4626 13/16"  
4628 7/8"  
4630 15/16"  
4632 1"  
4634 1 1/16"  
4636 1 1/8"  
4640 1 1/4"

**SERVICE TOOLS**

Part # Size

Miniature Combination Wrench Set

787 10 Pieces

798 9 Pieces

Rubber Mallet

9022 2 5/8" Head Dia. x 16 3/4" Length

Dead Blow Hammer with Super Grip

9023 1 Lb.

Ball Peen Hammers, Fiberglass Handle

9040 8 Oz.

9042 16 Oz.

9045 32 Oz.

Deep Throat Forged Steel C-Clamp, Black Oxide

90404B 4", 2 each

Phillips Screwdrivers

Part # Size

9101 #2 - 1 1/2"

9103 #0 - 1 1/2"

9104 #1 - 3"

9105 #2 - 4"

9106 #3 - 6"

9107 #1 - 6"

9109 #4 - 8"

Cabinet Tip Screwdrivers

9112 1/8" - 3"

9113 1/8" - 5"

9114 3/16" - 3"

9115 3/16" - 4"

9117 3/16" - 8"

Round Shank Screwdriver

9122 1/4" Stubby

Square Shank Screwdrivers

9132 1/4" - 4"

9134 5/16" - 6"

Square Shank Standard Tip

9135 3/8" - 8"

9137 3/8" - 12"

9181 Two-in-One Flip Screwdriver w/Pocket Clip

#1 Phillips and 5/32" Slotted Blades. OAL 4 3/4"

**Offset Screwdrivers**

- 9184 5/16"
  - 9186 #1 x #2
- Hollow Shaft Nut Drivers**
- Part # Size
  - 9220 3/16"
  - 9221 7/32"
  - 9222 1/4"
  - 9223 9/32"
  - 9224 5/16"
  - 9225 11/32"
  - 9226 3/8"
  - 9227 7/16"
  - 9228 1/2"
  - 9229 9/16"
  - 9230 5/8"

**Ratcheting Box Wrenches, 6 Pt.**

- Part # Size
- 9381 1/4" x 5/16"
- 9382 3/8" x 7/16"
- 9383 1/2" x 9/16"

**Ratcheting Box Wrenches, 12 Pt.**

- 9384 5/8" x 11/16"
- 9386 3/4" x 7/16"

**Pipe Wrenches**

- 9448 8"
- 9449 10"
- 9450 14"

**Stripper/Crimper/Cutter**

- 9471 10-20 AWG
- 9488 Flexible Scraper Blade, 1-1/4"
- 9506 Tape Measure, 12' x 3/4"

**Hacksaw**

- 9520 Hacksaw
- 9526 Utility Knife
- 9535 Magnetic Pick-up Tool

**Center Punches**

- Part # Size
- 9537 1/4" x 3 1/2"
- 9538 3/8" x 5"
- 9537 1/2" x 6"
- Starter Punch
- 9557 1/4" x 5"
- Prick Punch

**Punch Bar**

- 9563 5/16" x 4 1/4"
- Punch Bar
- 9576 5/8" x 18"

**Line-Up Punches**

- 9581 1/8" x 8"
- 9583 3/16" x 10"
- 9584 1/4" x 12"

**Pin Punches**

- 9592 1/8" x 4 3/4"
- 9593 5/32" x 5"
- 9594 3/16" x 5 1/4"
- 9595 7/32" x 5 1/2"
- 9596 1/4" x 5 3/4"

**Cold Chisels**

- 9600 1/4" x 5"
- 9601 5/16" x 5"
- 9603 1/2" x 6"
- 9604 5/8" x 6 1/2"
- 9605 3/4" x 7"
- 9606 7/8" x 7 1/2"
- 9607 1" x 8"

**Punch & Chisel Holder**

**Rectangular Inspection Mirror**

- 9702 2 1/8" x 3 1/2",  
11 1/2" x 15 1/2" Long

**Adjustable Wrenches**

- Part # Size
- 9AC06 6"
- 9AC08 8"
- 9AC10 10"

**9AC12 12"**

- Long Nose Pliers w/Side Cutter
- 9C317 7 1/2"
- 9C337 Pliers, Lap Joint
- 9C349 Linesman Pliers - Wiremaster
- 9C357 Pliers, End Cutting
- 9C386 Long Nose Pliers, Curved w/Serrated Jaws, 6"
- Tongue and Groove Pliers
- Part # Size
- 9C420 9 1/2"
- 9C424 4 1/2"
- 9C426 6 1/2"
- 9C436 Pliers, Box Joint
- 9C526 Slip Joint Pliers Wire Cutting Shear, 6"
- 9C537 Slip Joint Pliers, 16"
- Duck Bill Needle Nose
- 9C718 7"

**Screw Extractors**

- Part # Size
- 9G85101 #1
- 9G85102 #2
- 9G85103 #3
- 9G85104 #4
- 9G85105 #5
- 9H1221S Retaining Ring Pliers w/ Adj. Stop
- 9H1234 Retaining Ring Pliers w/ Tips

**Pinch Bar**

- 9M472 3/4" x 24"
- Rolling Head Pry Bar

**Part # Size**

- 9M482 1/2" x 16"
- 9M483 5/8" x 18"
- Metal Cutting Snips, Straight
- 9V012 7"
- Aviation Snips, Cuts Straight, Yellow
- 9V103 10"

**Curved Jaw Locking Pliers**

- 9V10CR 10"
- Long Nose Locking Pliers
- 9V6LN 6"

**Straight Jaw Locking Pliers**

- 9V7R 7"
- Hex Key Set, Short Arm
- 9V98010 13 Pieces

Mfg Part#	Set Size	Includes
121	374 Pieces	WT814 12 Drawer Chest & WT896 11 Drawer Roller Cabinet
122	372 Pieces	Tools Only - Cabinets NOT Included

**WRIGHT TOOL CO.**

**Aircraft Mechanic's Sets**

**Fractional Sizes**

Set No 185 & 186



**Set Includes:**

**FLAT WRENCHES**  
Combination Wrenches, 12 Pt

**Part # Size**

- 1110 5/16"
- 1112 3/8"
- 1114 7/16"
- 1116 1/2"
- 1118 9/16"
- 1120 5/8"
- 1122 11/16"
- 1124 3/4"
- 1126 13/16"
- 1128 7/8"
- 1130 15/16"
- 1132 1"
- 1134 1 1/16"
- 1136 1 1/8"
- 1140 1 1/4"

**1/4" DRIVE SOCKETS & ATTACHMENTS**

**12 Pt. Standard Sockets**

**Part# Size**

- 2106 3/16"
- 2107 7/32"
- 2108 1/4"
- 2109 9/32"
- 2110 5/16"
- 2111 11/32"
- 2112 3/8"
- 2114 7/16"
- 2116 1/2"
- 2118 9/16"
- 2402 2" Extension
- 2406 6" Extension
- 2441 Spinner
- 2475 Universal Joint
- 2492 Ratchet
- 12 Pt. Deep Sockets
- 2606 3/16"
- 2607 7/32"
- 2608 1/4"
- 2609 9/32"
- 2610 5/16"
- 2611 11/32"
- 2612 3/8"
- 2614 7/16"
- 2616 1/2"
- 2618 9/16"

**3/8" DRIVE SOCKETS & ATTACHMENTS**

**12 Pt. Standard Sockets**

- Part # Size
- 3112 3/8"
- 3114 7/16"
- 3116 1/2"
- 3118 9/16"
- 3120 5/8"
- 3122 11/16"
- 3124 3/4"
- 3126 13/16"
- 3128 7/8"
- 3403 3" Extension
- 3412 12" Extension
- 3426 Ratchet
- 3435 Flex Handle
- 3445 Speeder, 14 1/2"
- 3454 Adaptor, 3/8" F x 1/2" M
- 3475 Universal

- 1/2" DRIVE SOCKETS & ATTACHMENTS  
6 Pt. Standard Sockets  
4528 7/8"

**SERVICE TOOLS**

- Part # Size
- Soft Face Hammer
- 9030 12 Oz., 1.25"
- Ball Peen Hammers, Fiberglass Handle
- 9040 8 Oz.
- Phillips Screwdrivers
- 9104 #1 - 3"
- 9105 #2 - 4"
- 9106 #3 - 6"
- Cabinet Tip Screwdrivers
- 9114 3/16" - 3"
- 9115 3/16" - 4"
- 9116 3/16" - 6"
- Round Shank Screwdrivers
- 9123 1/4" - 4"
- 9125 5/16" - 6"
- Offset Screwdrivers
- 9183 1/4"
- 9186 #1 x #2
- Safety Wire Twister Pliers
- 9466 10 3/8"
- 9520 Hacksaw
- Carbon Steel Blades
- 9521 10 Ea.
- Feeler Gauge, Metric
- 9529 25 Blades
- Flexible Magnetic Retrieving Tool
- 9534 19 1/2"
- 9535 Magnetic Pick-up Tool
- Center Punch
- 9538 3/8"
- Starter Punch
- 9558 5/16"
- Pin Punches
- 9592 1/8"
- 9594 3/16" x 5 1/4"
- Cold Chisels
- 9603 1/2" x 6"
- 9702 Rectangular Mirror
- Adjustable Wrench, Chrome
- 9AC10 10"
- Long Nose Pliers w/Side Cutter
- 9C326 6"
- Tongue and Groove Pliers
- 9C420 9 1/2"
- 9C436 Pliers, Box Joint
- Slip Joint Pliers Wire Cutting Shear
- 9C526 6"
- Duck Bill Needle Nose
- 9C718 7"

- Aviation Snips
- 9V101 Cuts Left, Red, 10"
- 9V102 Cuts Right, Green, 10"
- 9V103 Cuts Straight, Yellow, 10"
- Straight Jaw Locking Pliers
- 9V7R 7"
- Hex Key Set, Short Arm
- 9V88022 7 Pieces


Mfg Part#	Set Size	Includes
185	107 Pieces	WT523 3 Drawer Chest
186	106 Pieces	Tools Only - Chest NOT Included

**WRIGHT TOOL CO.**

**Mechanics Sets**

**Fractional Sizes**

Set No 140 & 141



- Set Includes:  
**FLAT WRENCHES**  
Combination Wrenches, 12 Pt  
Part # Size
- 1112 3/8"
  - 1114 7/16"
  - 1116 1/2"
  - 1118 9/16"
  - 1120 5/8"
  - 1122 11/16"
  - 1124 3/4"
  - 1126 13/16"
  - 1128 7/8"
  - 1130 15/16"
- Open End Wrenches  
Part # Size
- 1314 3/8" x 7/16"
  - 1318 1/2" x 9/16"
  - 1322 5/8" x 11/16"
  - 1326 3/4" x 13/16"
  - 1330 7/8" x 15/16"

**1/4" DRIVE SOCKETS & ATTACHMENTS**

- 6 Pt. Standard Sockets  
Part # Size
- 2006 3/16"
  - 2007 7/32"
  - 2008 1/4"
  - 2009 9/32"
  - 2010 5/16"
  - 2011 11/32"
  - 2012 3/8"
  - 2014 7/16"

- 2016 1/2"
- Special 8 Pt. Standard Sockets
- 2308 1/4"
- 2310 5/16"
- 2312 3/8"
- 2406 6" Extension
- 2426 Ratchet, 4 3/4"
- 2430 Bar
- 2435 Flex Handle

**3/8" DRIVE SOCKETS & ATTACHMENTS**

6 Pt. Standard Sockets

- Part # Size
- 3008 1/4"
  - 3010 5/16"
  - 3012 3/8"
  - 3014 7/16"
  - 3016 1/2"
  - 3018 9/16"
  - 3020 5/8"
  - 3022 11/16"
  - 3024 3/4"
  - 3026 13/16"
  - 3028 7/8"
  - 3030 15/16"
  - 3032 1"
  - 3403 3" Extension
  - 3405 5" Extension
  - 3408 8" Extension
  - 3426 Ratchet
  - 3435 Flex Handle
  - 3475 Universal
- 6 Pt. Deep Sockets
- 3508 1/4"
  - 3510 5/16"
  - 3512 3/8"
  - 3514 7/16"
  - 3516 1/2"
  - 3518 9/16"
  - 3520 5/8"
  - 3522 11/16"
  - 3524 3/4"
  - 3526 13/16"
  - 3528 7/8"
  - 3530 15/16"
  - 3532 1"

**1/2" DRIVE SOCKETS & ATTACHMENTS**

6 Pt. Standard Sockets

- Part # Size
- 4012 3/8"
  - 4014 7/16"
  - 4016 1/2"
  - 4018 9/16"
  - 4020 5/8"
  - 4022 11/16"
  - 4024 3/4"
  - 4026 13/16"
  - 4028 7/8"
  - 4030 15/16"
  - 4032 1"
  - 4034 1 1/16"
  - 4036 1 1/8"
  - 4040 1 1/4"
  - 4402 2" Extension
  - 4405 5" Extension
  - 4426 Ratchet, 10 1/2" Knurled Grip
  - 4435 Flex Handle
  - 4445 Speeder
  - 4475 Universal
- 6 Pt. Deep Sockets  
Part # Size
- 4512 3/8"

- 4514 7/16"
- 4516 1/2"
- 4518 9/16"
- 4520 5/8"
- 4522 11/16"
- 4526 3/4"
- 4528 7/8"
- 4530 15/16"
- 4532 1"
- 4534 1 1/16"
- 4536 1 1/8"
- 4540 1 1/4"

**SERVICE TOOLS**

- Part # Size
- Miniature Combination Wrench Set
- 787 10 Pieces
- Ball Peen Hammer, Fiberglass Handle
- 9042 16 Oz.
- Phillips Screwdrivers
- 9105 #2 - 4"
- Round Shank Screwdriver
- 9123 1/4" - 4"
- 9125 5/16" - 6"
- 9126 3/8" - 8"
- 9520 Hacksaw
- Center Punch
- 9536 1/4"
- Starter Punch
- 9556 3/16" x 5"
- Line-Up Pry Bar
- 9576 5/8" x 18"
- Pin Punch
- 9594 3/16" x 5 1/4"
- Cold Chisels
- 9602 3/8" x 5 1/2"
- 9604 5/8"
- Adjustable Wrench
- 9AC10 10"
- Long Nose Pliers
- 9C326 6"
- Tongue and Groove Pliers
- 9C430 10"
- Cutting Pliers, Box Joint
- 9C437 7"
- Hex Key Set, Short Arm
- 9V98010 13 Pieces

Mfg Part#	Set Size	Includes
140	140 Pieces	WT524 2 Drawer Chest
141	139 Pieces	Tools Only - Chest NOT Included

**WRIGHT TOOL CO.**

**Mega Master Sets**  
Fractional & Metric Sizes

Set No 105, 106, & 107



**Set Includes:**

**FLAT WRENCHES**

**3/8" Drive Metric Crowfoot Wrenches**

- Part # Size
- 10-10mm 10mm
- 10-11mm 11mm
- 10-12mm 12mm
- 10-13mm 13mm
- 10-14mm 14mm
- 10-15mm 15mm
- 10-16mm 16mm
- 10-17mm 17mm
- 10-18mm 18mm
- 10-19mm 19mm

**3/8" Drive Crowfoot Wrenches**

- Part # Size
- 1012 3/8"
- 1014 7/16"
- 1016 1/2"
- 1018 9/16"
- 1020 5/8"
- 1022 11/16"
- 1024 3/4"
- 1026 13/16"
- 1028 7/8"

**Combination Open End Flare Nut Wrenches**

- 1040 3/8"
- 1042 7/16"
- 1044 1/2"
- 1046 9/16"
- 1048 5/8"
- 1050 11/16"
- 1052 3/4"

**Metric Combination Wrenches, 12 Pt**

- Part # Size
- 11-07mm 7mm
- 11-08mm 8mm
- 11-09mm 9mm
- 11-10mm 10mm
- 11-11mm 11mm
- 11-12mm 12mm
- 11-13mm 13mm
- 11-14mm 14mm
- 11-15mm 15mm
- 11-16mm 16mm
- 11-17mm 17mm
- 11-18mm 18mm
- 11-19mm 19mm
- 11-20mm 20mm
- 11-21mm 21mm
- 11-22mm 22mm
- 11-23mm 23mm
- 11-24mm 24mm

**Combination Wrenches, 12 Pt**

- Part # Size
- 1110 5/16"
- 1112 3/8"
- 1114 7/16"
- 1116 1/2"
- 1118 9/16"
- 1120 5/8"
- 1122 11/16"
- 1124 3/4"
- 1126 13/16"
- 1128 7/8"
- 1130 15/16"
- 1132 1"
- 1134 1 1/16"
- 1136 1 1/8"
- 1140 1 1/4"
- 1142 1 5/16"
- 1144 1 3/8"
- 1146 1 7/16"
- 1148 1 1/2"

**Full Polish Metric Open End Wrenches**

- Part # Size
- 13-0607mm 6mm x 7mm
- 13-0809mm 8mm x 9mm
- 13-1011mm 10mm x 11mm
- 13-1213mm 12mm x 13mm
- 13-1415mm 14mm x 15mm
- 13-1617mm 16mm x 17mm
- 13-1819mm 18mm x 19mm
- 13-2022mm 20mm x 22mm
- 13-2123mm 21mm x 23mm
- 13-2426mm 24mm x 26mm

**Open End Wrenches**

- Part # Size
- 1310 1/4" x 5/16"
- 1312 3/8" x 5/16"
- 1316 7/16" x 1/2"
- 1318 1/2" x 9/16"
- 1320 9/16" x 5/8"
- 1324 5/8" x 3/4"
- 1325 11/16" x 3/4"
- 1329 13/16" x 7/8"
- 1332 15/16" x 1"
- 1336 1 1/16" x 1 1/8"

**Metric Flare Nut Wrenches, 6 Pt**

- Part # Size
- 16-11mm 9mm x 11mm
- 16-12mm 10mm x 12mm
- 16-14mm 13mm x 14mm
- 16-17mm 15mm x 17mm
- 16-21mm 19mm x 21mm

**Ratcheting Flare Nut Wrenches**

- Part # Size
- 1642 3/8"
- 1644 7/16"
- 1646 1/2"
- 1648 9/16"
- 1650 5/8"
- 1652 11/16"
- 1654 3/4"

**12 Pt Box Wrench - Modified Offset**

- Part # Size
  - 51012 5/16" x 3/8"
  - 51416 7/16" x 1/2"
  - 51820 9/16" x 5/8"
  - 52224 11/16" x 3/4"
  - 52628 13/16" x 7/8"
  - 53032 15/16" x 1"
  - 53436 1 1/16" x 1 1/8"
- Metric 12 Pt. Box Wrench - Modified Offset**
- Part # Size
  - 50810mm 8mm x 10mm

51011mm 10mm x 11mm  
 51213mm 12mm x 13mm  
 51415mm 14mm x 15mm  
 51618mm 16mm x 18mm  
 51719mm 17mm x 19mm

**1/4" DRIVE SOCKETS & ATTACHMENTS**

6 Pt. Standard Metric Socket

Part # Size  
 20-04mm 4mm  
 20-05mm 5mm  
 20-5.5mm 5.5mm  
 20-06mm 6mm  
 20-07mm 7mm  
 20-08mm 8mm  
 20-09mm 9mm  
 20-10mm 10mm  
 20-11mm 11mm  
 20-12mm 12mm  
 20-13mm 13mm  
 20-14mm 14mm

6 Pt. Standard Sockets

Part # Size  
 2006 3/16"  
 2007 7/32"  
 2008 1/4"  
 2009 9/32"  
 2010 5/16"  
 2011 11/32"  
 2012 3/8"  
 2014 7/16"  
 2016 1/2"

12 Pt Standard Socket

2118 9/16"

Hex Bit Sockets

Part # Size  
 2202 1/16"  
 2203 5/64"  
 2204 3/32"  
 2205 7/64"  
 2206 1/8"  
 2207 9/64"  
 2208 5/32"  
 2210 3/16"  
 2212 7/32"  
 2214 1/4"  
 2218 5/16"

Standard Screwdriver Sockets with Bit

Part # Size  
 2260 3/16"  
 2261 1/4"  
 2263 23/64"

Phillips Screwdriver Sockets with Bit

2265 #1  
 2266 #2

Special 8 Pt. Standard Sockets

Part # Size  
 2308 1/4"  
 2310 5/16"  
 2312 3/8"  
 2402 2" Extension  
 2404 4" Extension  
 2406 6" Extension  
 2435 Flex Handle  
 2442 Spinner w/female end  
 2445 Speed Handle  
 2475 Universal Joint  
 2492 Ratchet

6 Pt. Deep Metric Sockets

Part # Size  
 25-04mm 4mm  
 25-05mm 5mm  
 25-06mm 6mm

25-07mm 7mm  
 25-08mm 8mm  
 25-09mm 9mm  
 25-10mm 10mm  
 25-11mm 11mm  
 25-12mm 12mm  
 25-13mm 13mm

6 Pt. Deep Sockets

Part # Size  
 2506 3/16"  
 2507 7/32"  
 2508 1/4"  
 2509 9/32"  
 2510 5/16"  
 2511 11/32"  
 2512 3/8"  
 2514 7/16"  
 2516 1/2"  
 2618 9/16"  
 2708 1/4"  
 2710 5/16"  
 2712 3/8"  
 2714 7/16"

**3/8" DRIVE SOCKETS & ATTACHMENTS**

12 Pt. Standard Metric Sockets

Part # Size  
 31-08mm 8mm  
 31-09mm 9mm  
 31-10mm 10mm  
 31-11mm 11mm  
 31-12mm 12mm  
 31-13mm 13mm  
 31-14mm 14mm  
 31-15mm 15mm  
 31-16mm 16mm  
 31-17mm 17mm  
 31-18mm 18mm  
 31-19mm 19mm

12 Pt. Standard Sockets

Part # Size  
 3108 1/4"  
 3110 5/16"  
 3112 3/8"  
 3114 7/16"  
 3116 1/2"  
 3118 9/16"  
 3120 5/8"  
 3122 11/16"  
 3124 3/4"  
 3126 13/16"  
 3128 7/8"  
 3130 15/16"  
 3132 1"

Metric Hex Bit Sockets

Part # Size  
 32-04mm 4mm  
 32-05mm 5mm  
 32-06mm 6mm  
 32-07mm 7mm  
 32-08mm 8mm  
 32-10mm 10mm

Hex Bit Sockets

Part # Size  
 3204 1/8"  
 3205 5/32"  
 3206 3/16"  
 3207 7/32"  
 3208 1/4"  
 3210 5/16"  
 3212 3/8"

Standard Screwdriver Socket with Bit

Part # Size

3260 1/4"

Phillips Screwdriver Sockets with Bit

3266 #2  
 3267 #3  
 3268 #4

Special 8 Pt. Standard Sockets

Part # Size

3308 1/4"  
 3310 5/16"  
 3312 3/8"  
 3314 7/16"

3316 1/2"

3403 3" Extension

3405 5" Extension

3408 8" Extension

3410 3" Wobble Extension

3411 6" Wobble Extension

3412 12" Extension

3426 Ratchet, 7" Knurled Grip

3427 Flex Head Ratchet, 9-11/16" Knurled

Steel Grip

3435 Flex Handle

3443 Sliding T

3445 Speeder, 14-1/2"

3475 Universal

6 Pt. Deep Metric Sockets

Part # Size

35-16mm 16mm

35-18mm 18mm

6 Pt. Deep Sockets

3508 1/4"

3510 5/16"

12 Pt. Deep Metric Sockets

Part # Size

36-10mm 10mm

36-11mm 11mm

36-12mm 12mm

36-13mm 13mm

36-14mm 14mm

36-15mm 15mm

36-17mm 17mm

36-19mm 19mm

12 Pt. Deep Sockets

Part # Size

3612 3/8"

3614 7/16"

3616 1/2"

3618 9/16"

3620 5/8"

3622 11/16"

3624 3/4"

3626 13/16"

3628 7/8"

3630 15/16"

3632 1"

12 Pt. Flex Sockets

3712 3/8"

3714 7/16"

3716 1/2"

3718 9/16"

3720 5/8"

3722 11/16"

3724 3/4"

**1/2" DRIVE SOCKETS & ATTACHMENTS**

12 Pt. Standard Metric Sockets

Part # Size

41-10mm 10mm

41-11mm 11mm

41-12mm 12mm

41-13mm 13mm

41-14mm 14mm

41-15mm 15mm



41-16mm 16mm  
41-17mm 17mm  
41-18mm 18mm  
41-19mm 19mm  
41-20mm 20mm  
41-21mm 21mm  
41-22mm 22mm  
41-23mm 23mm  
41-24mm 4mm  
41-26mm 26mm  
12 Pt. Standard Sockets

Part # Size  
4112 3/8"  
4114 7/16"  
4116 1/2"  
4118 9/16"  
4119 19/32"  
4120 5/8"  
4122 11/16"  
4124 3/4"  
4125 25/32"  
4126 13/16"  
4128 7/8"

4129 29/32"  
4130 15/16"  
4132 1"  
4134 1-1/16"  
4136 1-1/8"  
4138 1-3/16"  
4140 1-1/4"  
4142 1-5/16"  
4144 1-3/8"  
4146 1-7/16"  
4148 1-1/2"

Hex Bit Sockets  
Part # Size  
42-12mm 12mm  
42-14mm 14mm  
42-17mm 17mm

4208 1/4"  
4210 5/16"  
4212 3/8"  
4214 7/16"  
4216 1/2"  
4218 9/16"  
4220 5/8"

Special 8 Pt. Standard Sockets

Part # Size  
4312 3/8"  
4314 7/16"  
4316 1/2"  
4318 9/16"  
4320 5/8"  
4322 11/16"  
4324 3/4"  
4328 7/8"  
4332 1"

4402 2" Extension  
4405 5" Extension  
4410 10" Extension  
4425 Ratchet - Long Handle  
4426 Ratchet, 10-1/2" Knurled Grip  
4427 Flex Head Ratchet  
4435 Flex Handle  
4443 Sliding T  
4445 Speeder  
4475 Universal  
4478 Micro-Adjustable Torque Wrench, 30-250 Ft. Lbs.

12 Pt. Deep Metric Sockets  
Part # Size  
46-16mm 16mm  
46-17mm 17mm

46-18mm 18mm  
46-19mm 19mm  
46-20mm 20mm  
46-21mm 21mm  
46-22mm 22mm  
46-24mm 24mm  
46-25mm 25mm  
46-26mm 26mm  
12 Pt. Deep Sockets  
Part # Size  
4616 1/2"  
4618 9/16"  
4620 5/8"  
4622 11/16"  
4624 3/4"  
4626 13/16"  
4628 7/8"  
4630 15/16"  
4632 1"  
4634 1 1/16"  
4636 1 1/8"  
4640 1 1/4"

**3/4" DRIVE SOCKETS & ATTACHMENTS**

12 Pt. Standard Sockets

Part # Size  
6128 7/8"  
6130 15/16"  
6132 1"  
6134 1 1/16"  
6136 1 1/8"  
6138 1 3/16"  
6140 1 1/4"  
6142 1 5/16"  
6144 1 3/8"

6146 1 7/16"  
6148 1 1/2"  
6150 1 9/16"  
6152 1 5/8"  
6154 1 11/16"  
6156 1 3/4"  
6158 1 13/16"  
6160 1 7/8"  
6164 2"  
6168 2 1/8"  
6170 2 3/16"  
6172 2 1/4"  
6176 2 3/8"

6400 Ratchet  
6403 3 1/2" Extension  
6408 8" Extension  
6416 16" Extension  
6435 Flex Handle  
6443 Sliding T  
6475 Universal

**SERVICE TOOLS**

Part # Size  
Miniature Combination Wrench Set  
787 10 Pieces  
Miniature Metric Combination Wrench Set  
788 10 Pieces  
9010 Universal Wheel Hub Puller  
Deep Throat Forged Steel C-Clamp, Black Oxide  
90404B 4", 2 each  
Rubber Mallet  
9022 2-5/8" Head Dia. x 16-3/4" Length  
Dead Blow Hammers with Super Grip  
9023 1 Lb.  
9025 3 Lbs.  
Brass Hammer with Super Grip  
9029 2.5 Lbs.

Ball Peen Hammers, Fiberglass Handle  
9040 8 Oz.  
9042 16 Oz.  
9045 32 Oz.

Phillips Screwdrivers  
Part # Size  
9101 #2  
9103 #0 - 1-1/2"  
9104 #1 - 3"  
9105 #2 - 4"  
9106 #3 - 6"  
9107 #1 - 6"  
9108 #2 - 6"  
9109 #4 - 8"

Cabinet Tip Screwdrivers

9112 1/8" - 3"  
9113 1/8" - 5"  
9114 3/16" - 3"  
9115 3/16" - 4"  
9117 3/16" - 8"

Round Shank Screwdriver

9122 1/4" - 1-1/2"

Square Shank Screwdrivers

9132 1/4" - 4"  
9133 1/4" - 6"  
9134 5/16" - 6"

Square Shank Standard Tip

9135 3/8" - 8"  
9137 3/8" - 12"

9181 Two-in-One Flip Screwdriver w/Pocket Clip  
#1 Phillips and 5/32" Slotted Blades. OAL 4-3/4"

Offset Screwdrivers

9184 5/16"  
9186 #1 x #2

Hollow Shaft Nut Drivers

Part # Size  
9220 3/16"  
9221 7/32"  
9222 1/4"  
9223 9/32"  
9224 5/16"  
9225 11/32"  
9226 3/8"  
9227 7/16"  
9228 1/2"  
9229 9/16"  
9230 5/8"

Ratcheting Box Wrenches

Part # Size

9381 6 Pt., 1/4" x 5/16"  
9382 6 Pt., 3/8" x 7/16"  
9383 6 Pt., 1/2" x 9/16"  
9384 12 Pt., 5/8" x 11/16"  
9386 12 Pt., 3/4" x 7/16"

Metric Ratcheting Box Wrenches

9416 6 Pt. Rev., 7mm x 8mm  
9417 6 Pt. Rev., 9mm x 10mm  
9418 6 Pt., 11mm x 12mm  
9419 6 Pt., 13mm x 14mm  
9421 12 Pt., 15mm x 17mm

Pipe Wrenches

Part # Size

9449 10"  
9450 14"  
9451 18"  
Stripper/Crimper/Cutter

9471 10-20 AWG

9481 Gasket Scraper, Blade Width 1-1/2"

9488 Flexible Scraper Blade, 1-1/4"

9506 Tape Measure, 12' x 3/4"

9520 Hacksaw

9526 Utility Knife

9535 Magnetic Pick-up Tool  
Center Punches

- Part # Size  
9538 3/8" x 5"  
9539 1/2" x 6"  
9553 1/8" x 5"  
9555 5/32" x 6"  
9556 3/16" x 5"  
9557 1/4" x 5"  
9558 5/16" x 6"  
Prick Punch

9563 5/16" x 4-1/4"  
Punch Bar

- 9576 5/8" x 18"  
Line-Up Punches

- Part # Size  
9581 1/8" x 8"  
9583 3/16" x 10"  
9584 1/4" x 12"

Pin Punches

- 9591 3/32" x 4-1/2"  
9592 1/8" x 4-3/4"  
9593 5/32" x 5"  
9594 3/16" x 5-1/4"  
9595 7/32" x 5-1/2"  
9596 1/4" x 5-3/4"

Cold Chisels

- Part # Size  
9600 1/4" x 5"  
9601 5/16" x 5"  
9602 3/8" x 5-1/2"  
9603 1/2" x 6"  
9604 5/8" x 6-1/2"  
9605 3/4" x 7"  
9606 7/8" x 7-1/2"  
9607 1" x 8"  
9609 3/4" x 12"  
9685 Punch & Chisel Holder  
Rectangular Inspection Mirror  
9702 2-1/8" x 3-1/2",  
11-1/2" x 15-1/2" Long

Adjustable Wrenches

- Part # Size  
9AC06 6"  
9AC08 8"  
9AC10 10"  
9AC12 12"  
9AC15 15"

Long Nose Pliers w/Side Cutter

- Part # Size  
9C317 7-1/2"  
9C326 6"  
9C337 Pliers, Lap Joint  
9C348 Linesman Pliers, Round Nose, 8"  
9C357 Pliers, End Cutting  
9C386 Long Nose Pliers, Curved w/Serrated Jaws, 6"

Tongue and Groove Pliers

- Part # Size  
9C424 4-1/2"  
9C426 6-1/2"  
9C430 10"  
9C460 16"  
9C436 Pliers, Box Joint  
Slip Joint Pliers Wire Cutting Shear  
9C526 6"  
9C537 Slip Joint Pliers, 7"  
Duck Bill Needle Nose  
9C718 7"

- Screw Extractor Set  
9G95202 5 Pieces  
Snap Ring Plier Set  
9H1265K 3 Pieces

9M472 Pinch Bar, 3/4" x 24"  
Rolling Head Pry Bar

- Part # Size  
9M482 1/2" x 16"  
9M483 5/8" x 18"  
Metal Cutting Snips, Straight,  
9V012 7"  
Aviation Snips, Cuts Left, Red  
9V101 10"  
Curved Jaw Locking Pliers  
9V10CR 10"  
Locking Chain Clamp Pipe Wrench  
9V20R 11"  
Long Nose Locking Pliers  
9V6LN 6"  
Straight Jaw Locking Pliers  
9V7R 7"

- Hex Key Set, Short Arm  
9V98010 13 Pieces  
Hex Key Set, Long Arm Metric  
9V98050 9 Pieces  
WT1315 Roller Cabinet, 14 Drawers, 42"  
WT1320 Top Chest, 11 Drawers, 42"

Mfg Part#	Set Size	Includes
105	561 Pieces	WT861 9 Drawer 42" Top Chest & WT854 15 Drawer 42" Roller Cabinet
106	560 Pieces	WT950 13 Drawer Mobile Work Station
107	559 Pieces	Tools Only - Cabinets NOT Included

**WRIGHT TOOL CO.**

Mega Master Sets

Fractional Sizes

Set No 101 & 102



- Set Includes:  
FLAT WRENCHES  
3/8" Drive Crowfoot Wrenches  
Part # Size  
1012 3/8"  
1014 7/16"  
1016 1/2"  
1018 9/16"  
1020 5/8"  
1022 11/16"  
1024 3/4"  
1026 13/16"  
1028 7/8"

1032 1"  
Combination Wrenches, 12 Pt

- Part # Size  
1108 1/4"  
1110 5/16"  
1112 3/8"  
1114 7/16"  
1116 1/2"  
1118 9/16"  
1120 5/8"  
1122 11/16"  
1124 3/4"  
1126 13/16"  
1128 7/8"  
1130 15/16"  
1132 1"  
1134 1 1/16"  
1136 1 1/8"  
1140 1 1/4"  
1242 1 5/16"  
1244 1 3/8"  
1246 1 7/16"  
1248 1 1/2"  
1252 1 5/8"

Open End Wrenches

- Part # Size  
1310 1/4" x 5/16"  
1314 3/8" x 7/16"  
1316 7/8" x 1/2"  
1318 1/2" x 9/16"  
1320 9/16" x 5/8"  
1322 5/8" x 11/16"  
1326 3/4" x 13/16"  
1330 7/8" x 15/16"  
1332 15/16" x 1"  
1340 1 1/8" x 1 1/4"  
Flare Nut Wrenches  
1614 3/8" x 7/16"  
1618 1/2" x 9/16"  
1622 5/8" x 11/16"  
12 Pt Box Wrenches - Modified Offset  
Part # Size  
51012 5/16" x 3/8  
51416 7/16" x 1/2"  
51820 9/16" x 5/8"  
52224 11/16" x 3/4"  
52628 13/16" x 7/8"  
53032 15/16" x 1"  
53436 1 1/16" x 1 1/8"

1/4" DRIVE SOCKETS & ATTACHMENTS

6 Pt. Standard Sockets

- Part # Size  
2005 5/32"  
2006 3/16"  
2007 7/32"  
2008 1/4"  
2009 9/32"  
2010 5/16"  
2011 11/32"  
2012 3/8"  
2014 7/16"  
2016 1/2"  
Hex Bit Sockets  
Part # Size  
2202 1/16"  
2203 5/64"  
2204 3/32"  
2205 7/64"  
2206 1/8"  
2207 9/64"  
2208 5/32"  
2210 3/16"

2212 7/32"  
2214 1/4"  
2218 5/16"  
Special 8 Pt. Standard Sockets  
Part # Size  
2308 1/4"  
2310 5/16"  
2312 3/8"  
6 Pt. Deep Sockets  
Part # Size  
2506 3/16"  
2507 7/32"  
2508 1/4"  
2509 9/32"  
2510 5/16"  
2511 11/32"  
2512 3/8"  
2514 7/16"  
2402 2" Extension  
2404 4" Extension  
2406 6" Extension  
2410 10" Extension  
2414 14" Extension  
2426 Ratchet  
2435 Flex Handle  
2441 Spinner  
2453 Adaptor 1/4" F x 3/8" M  
2475 Universal  
88 Metal Box

**3/8" DRIVE SOCKETS & ATTACHMENTS**

12 Pt. Standard Sockets

Part # Size

3108 1/4"  
3110 5/16"  
3112 3/8"  
3114 7/16"  
3116 1/2"  
3118 9/16"  
3120 5/8"  
3122 11/16"  
3124 3/4"  
3126 13/16"  
3128 7/8"  
3130 15/16"  
3132 1"

Hex Bit Sockets

Part # Size

3204 1/8"  
3205 5/32"  
3206 3/16"  
3207 7/32"  
3208 1/4"  
3210 5/16"  
3212 3/8"

Standard Screwdriver Socket with Bit

Part # Size

3260 1/4"  
3262 3/8"

Phillips Screwdriver Sockets with Bit

3265 #1  
3266 #2  
3267 #3  
3268 #4

Special 8 Pt. Standard Sockets

Part # Size

3308 1/4"  
3310 5/16"  
3312 3/8"  
3314 7/16"  
3316 1/2"  
3318 9/16"  
3320 5/8"

3322 11/16"  
3324 3/4"  
3326 13/16"  
3328 7/8"  
3402 1 1/2" Extension  
3403 3" Extension  
3405 5" Extension  
3408 8" Extension  
3426 Ratchet  
3435 Flex Handle  
3443 Sliding T  
3445 Speeder, 14 1/2"  
3452 Adaptor, 3/8" F x 1/4" M  
3454 Adaptor, 3/8" F x 1/2" M  
3475 Universal  
12 Pt. Deep Sockets  
Part # Size  
3612 3/8"  
3614 7/16"  
3616 1/2"  
3618 9/16"  
3620 5/8"  
3622 11/16"  
3624 3/4"  
3626 13/16"  
3628 7/8"  
3630 15/16"  
3632 1"  
12 Pt. Flex Sockets  
3712 3/8"  
3714 7/16"  
3716 1/2"  
3718 9/16"  
3720 5/8"  
3722 11/16"  
3724 3/4"

**1/2" DRIVE SOCKETS & ATTACHMENTS**

12 Pt. Standard Sockets

Part # Size

4112 3/8"  
4114 7/16"  
4116 1/2"  
4118 9/16"  
4119 19/32"  
4120 5/8"  
4122 11/16"  
4124 3/4"  
4126 13/16"  
4128 7/8"  
4130 15/16"  
4132 1"  
4134 1 1/16"  
4136 1 1/8"  
4138 1 3/16"  
4140 1 1/4"  
4142 1 5/16"  
4144 1 3/8"  
4146 1 7/16"  
4148 1 1/2"

Hex Bit Sockets

Part # Size

4208 1/4"  
4210 5/16"  
4212 3/8"  
4214 7/16"  
4216 1/2"  
4218 9/16"  
4220 5/8"

Special 8 Pt. Standard Sockets

Part # Size

4312 3/8"  
4314 7/16"

4316 1/2"  
4318 9/16"  
4320 5/8"  
4322 11/16"  
4324 3/4"  
4328 7/8"  
4330 15/16"  
4332 1"  
4334 1 1/16"  
4336 1 1/8"  
4340 1 1/4"  
4402 2" Extension  
4405 5" Extension  
4410 10" Extension  
4420 20" Extension  
4425 Ratchet - Long Handle  
4426 Ratchet, 10 1/2" Knurled Grip  
4435 Flex Handle  
4443 Sliding T  
4445 Speeder  
4453 Adaptor, 1/2" F x 3/8" M  
4475 Universal  
4478 Micro-Adjustable Torque Wrench, 30-250 Ft. Lbs.  
12 Pt. Deep Sockets  
Part # Size  
4612 3/8"  
4614 7/16"  
4616 1/2"  
4618 9/16"  
4620 5/8"  
4622 11/16"  
4624 3/4"  
4626 13/16"  
4628 7/8"  
4630 15/16"  
4632 1"  
4634 1 1/16"  
4636 1 1/8"  
4638 1 3/16"  
4640 1 1/4"  
4642 1 5/16"  
4644 1 3/8"  
4646 1 7/16"  
4648 1 1/2"

**3/4" DRIVE SOCKETS & ATTACHMENTS**

12 Pt. Standard Sockets

Part # Size

6124 3/4"  
6126 13/16"  
6128 7/8"  
6130 15/16"  
6132 1"  
6134 1 1/16"  
6136 1 1/8"  
6138 1 3/16"  
6140 1 1/4"  
6142 1 5/16"  
6144 1 3/8"  
6146 1 7/16"  
6148 1 1/2"  
6150 1 9/16"  
6152 1 5/8"  
6154 1 11/16"  
6156 1 3/4"  
6158 1 13/16"  
6160 1 7/8"  
6164 2"  
6166 2 1/16"  
6168 2 1/8"  
6170 2 3/16"  
6172 2 1/4"

6176 2 3/8"  
 6400 Ratchet  
 6403 3 1/2" Extension  
 6408 8" Extension  
 6416 16" Extension  
 6435 Flex Handle  
 6443 Sliding T  
 6475 Universal  
 6900 Impact Adaptor, 3/4" F x 1/2" M  
 6901 Impact Adaptor, 3/4" F x 1" M

**SERVICE TOOLS**

Part # Size  
 Miniature Combination Wrench Set  
 787 10 Pieces  
 9010 Universal Wheel Hub Puller  
 9020 Stud Remover  
 Rubber Mallet  
 9022 2 5/8" Head Dia. x 16 3/4" Length  
 Dead Blow Hammer with Super Grip  
 9023 1 Lb.  
 Brass Hammer with Super Grip  
 9029 2.5 Lbs.  
 Soft Face Hammer  
 9032 37 Oz., 1.75"  
 Ball Peen Hammers, Fiberglass Handle  
 9040 8 Oz.  
 9042 16 Oz.  
 9045 32 Oz.  
 Deep Throat Forged Steel C-Clamp, Black Oxide  
 90404B 4", 2 each  
 Phillips Screwdrivers  
 Part # Size  
 9101 #2 - 1 1/2"  
 9104 #1 - 3"  
 9105 #2 - 4"  
 9106 #3 - 6"  
 9109 #4 - 8"  
 Cabinet Tip Screwdrivers  
 9113 1/8" - 5"  
 9114 3/16" - 3"  
 9115 3/16" - 4"  
 9116 3/16" - 6"  
 9117 3/16" - 8"  
 Round Shank Screwdrivers  
 9122 1/4" Stubby  
 9123 1/4" - 4"  
 9124 1/4" - 6"  
 9125 5/16" - 6"  
 9126 3/8" - 8"  
 Square Shank Screwdrivers  
 9132 1/4" - 4"  
 9134 5/16" - 6"  
 Square Shank Standard Tip  
 9135 3/8" - 8"  
 9136 3/8" - 10"  
 9137 3/8" - 12"  
 9181 Two-in-One Flip Screwdriver w/Pocket Clip  
 #1 Phillips and 5/32" Slotted Blades. OAL 4 3/4"  
 Offset Screwdrivers  
 9184 5/16"  
 9186 #1 x #2  
 Hollow Shaft Nut Drivers  
 Part # Size  
 9220 3/16"  
 9221 7/32"  
 9222 1/4"  
 9223 9/32"  
 9224 5/16"  
 9225 11/32"  
 9226 3/8"

9227 7/16"  
 9228 1/2"  
 9229 9/16"  
 9230 5/8"  
 Torx Sockets, 1/4" Dr. x 1" Long  
 Part # Size  
 9250 E-6  
 9251 E-7  
 9252 E-8  
 Torx Sockets, 3/8" Dr. x 1-1/4" Long  
 9255 E-10  
 9256 E-12  
 9257 E-14  
 9258 E-16  
 Torx, 1/4" Hex x 1" Long  
 Part # Size  
 9271 T-8  
 9272 T-10  
 9273 T-15  
 9274 T-20  
 9275 T-25  
 9276 T-27  
 9277 T-30  
 9280 1/4" Hex x 1/4" Square Drive Adapter  
 9281 6mm Ribe, 5/16" Hex x 1-1/8" Long  
 Torx, 5/16" Hex x 1-1/8" Long  
 9282 T-30  
 9283 T-40  
 9284 T-45  
 9285 T-47  
 9286 T-50  
 9290 5/16" Hex x 3/8" Sq. Dr. Bit Holder  
 Ratcheting Box Wrenches, 12 Pt. Offset Rev.  
 Part # Size  
 9424 1/4" x 5/16"  
 9425 3/8" x 7/16"  
 9426 1/2" x 9/16"  
 9427 5/8" x 11/16"  
 9428 3/4" x 7/8"  
 Stripper/Crimper/Cutter  
 9471 10-20 AWG  
 9481 Gasket Scraper, Blade Width 1 1/2"  
 9488 Flexible Scraper Blade, 1-1/4"  
 9506 Tape Measure, 12' x 3/4"  
 9520 Hacksaw  
 Carbon Steel Blades  
 9521 10 Pieces  
 9526 Utility Knife  
 9530 Feeler Gauge  
 9535 Magnetic Pick-up Tool  
 Pinch Bars  
 9575 1/2" x 4"  
 9577 3/4" x 20"  
 Spanner Wrenches, Adj. Hook, Black  
 9630 3/4" - 2", 1/8" Hook  
 9632 2" - 4 3/4", 3/16" Hook  
 Master Punch & Chisel Kit  
 9666 24 Pieces  
 9685 Punch & Chisel Holder  
 Rectangular Inspection Mirror  
 9702 2 1/8" x 3 1/2",  
 11 1/2" x 15 1/2" Long  
 Adjustable Wrenches  
 Part # Size  
 9AC08 8"  
 9AC10 10"  
 9AC12 12"  
 9AC15 15"  
 Long Nose Pliers w/Side Cutter  
 Part # Size  
 9C317 7 1/2"  
 9C318 8"  
 9C326 6"

9C337 Pliers, Lap Joint  
 9C348 Linesman Pliers, Round Nose, 8"  
 9C357 Pliers, End Cutting  
 9C386 Long Nose Pliers, Curved w/Serrated Jaws, 6"  
 Tongue and Groove Pliers  
 Part # Size  
 9C424 4 1/2"  
 9C430 10"  
 9C440 12"  
 9C460 16"  
 Cutting Pliers, Curved, Box Joint  
 9C447 7 3/4"  
 Duck Bill Needle Nose  
 9C718 7"  
 Screw Extractor Set  
 9G95202 5 Pieces  
 9H1234 Retaining Ring Pliers w/ Tips  
 Rolling Head Pry Bar  
 Part # Size  
 9M424 7/16" x 12"  
 9M426 9/16" x 16"  
 Aviation Snips, Cuts Straight, Yellow  
 9V103 10"  
 Curved Jaw Locking Pliers w/ Wire Cutter  
 9V10WR 10"  
 Locking Chain Clamp Pipe Wrench  
 9V20R 11"  
 Long Nose Locking Pliers  
 9V6LN 6"  
 Straight Jaw Locking Pliers  
 9V7R 7"  
 Hex Key Set, Short Arm  
 9V98010 13 Pieces

Mfg Part#	Set Size	Includes
101	447 Pieces	WT710 10 Drawer Chest & WT796 8 Drawer Roller Cabinet
102	445 Pieces	Tools Only - Cabinets NOT Included

**WRIGHT TOOL CO.**

**Metric Add-On Set**

**Metric Sizes**

Set No 189



**Set Includes:**

**FLAT WRENCHES**

**3/8" Drive Metric Crowfoot Wrenches**

**Part # Size**

- 10-10mm 10mm
- 10-11mm 11mm
- 10-12mm 12mm
- 10-13mm 13mm
- 10-14mm 14mm
- 10-15mm 15mm
- 10-16mm 16mm
- 10-17mm 17mm
- 10-18mm 18mm
- 10-19mm 19mm

**Metric Combination Wrenches, 12 Pt**

**Part # Size**

- 11-06mm 6mm
- 11-07mm 7mm
- 11-08mm 8mm
- 11-09mm 9mm
- 11-10mm 10mm
- 11-11mm 11mm
- 11-12mm 12mm
- 11-13mm 13mm
- 11-14mm 14mm
- 11-15mm 15mm
- 11-16mm 16mm
- 11-17mm 17mm
- 11-18mm 18mm
- 11-19mm 19mm
- 11-20mm 20mm
- 11-21mm 21mm
- 11-22mm 22mm
- 11-23mm 23mm
- 11-24mm 24mm
- 11-25mm 25mm
- 11-26mm 26mm
- 11-27mm 27mm
- 11-30mm 30mm
- 11-32mm 32mm
- 11-36mm 36mm

**Metric Flare Nut Wrenches, 6 Pt**

**Part # Size**

- 16-11mm 9mm x 11mm
- 16-12mm 10mm x 12mm
- 16-14mm 13mm x 14mm
- 16-17mm 15mm x 17mm
- 16-21mm 19mm x 21mm

**1/4" DRIVE SOCKETS & ATTACHMENTS**

6 Pt. Standard Metric Socket 4mm

**Part # Size**

- 20-04mm 4mm
- 20-05mm 5mm
- 20-06mm 6mm
- 20-07mm 7mm
- 20-08mm 8mm
- 20-09mm 9mm
- 20-10mm 10mm
- 20-11mm 11mm
- 20-12mm 12mm
- 20-13mm 13mm
- 20-14mm 14mm
- 6 Pt. Deep Metric Sockets

**Part # Size**

- 25-04mm 4mm
- 25-05mm 5mm
- 25-06mm 6mm
- 25-07mm 7mm
- 25-08mm 8mm
- 25-09mm 9mm
- 25-10mm 10mm
- 25-11mm 11mm
- 25-12mm 12mm
- 25-13mm 13mm

**3/8" DRIVE SOCKETS & ATTACHMENTS**

6 Pt. Standard Metric Sockets

**Part # Size**

- 30-06mm 6mm
- 30-07mm 7mm

12 Pt. Standard Metric Sockets

- 31-08mm 8mm
- 31-09mm 9mm
- 31-10mm 10mm
- 31-11mm 11mm
- 31-12mm 12mm
- 31-13mm 13mm
- 31-14mm 14mm
- 31-15mm 15mm
- 31-16mm 16mm
- 31-17mm 17mm
- 31-18mm 18mm
- 31-19mm 19mm
- 31-20mm 20mm
- 31-21mm 21mm
- 31-22mm 22mm

Metric Hex Bit Sockets

**Part # Size**

- 32-02.5mm 2.5mm
- 32-02mm 2mm
- 32-03mm 3mm
- 32-04mm 4mm
- 32-05mm 5mm
- 32-06mm 6mm
- 32-07mm 7mm
- 32-08mm 8mm
- 32-10mm 10mm

6 Pt. Deep Metric Sockets

**Part # Size**

- 35-06mm 6mm
- 35-07mm 7mm
- 35-08mm 8mm
- 35-09mm 9mm
- 35-10mm 10mm
- 35-11mm 11mm
- 35-12mm 12mm
- 35-13mm 13mm
- 35-14mm 14mm
- 35-15mm 15mm
- 35-16mm 16mm
- 35-17mm 17mm
- 35-18mm 18mm
- 35-19mm 19mm

**1/2" DRIVE SOCKETS & ATTACHMENTS**

12 Pt. Standard Metric Sockets

**Part # Size**

- 41-09mm 9mm
- 41-10mm 10mm
- 41-11mm 11mm
- 41-12mm 12mm
- 41-13mm 13mm
- 41-14mm 14mm
- 41-15mm 15mm
- 41-16mm 16mm
- 41-17mm 17mm
- 41-18mm 18mm
- 41-19mm 19mm
- 41-20mm 20mm
- 41-21mm 21mm
- 41-22mm 22mm
- 41-23mm 23mm
- 41-24mm 24mm
- 41-25mm 25mm
- 41-26mm 26mm
- 41-27mm 27mm
- 41-30mm 30mm
- 41-32mm 32mm
- 41-36mm 36mm

Hex Bit Sockets

**Part # Size**

- 42-12mm 12mm
- 42-14mm 14mm
- 42-17mm 17mm

12 Pt. Deep Metric Sockets

**Part # Size**

- 46-09mm 9mm
- 46-10mm 10mm
- 46-11mm 11mm
- 46-12mm 12mm
- 46-13mm 13mm
- 46-14mm 14mm
- 46-15mm 15mm
- 46-16mm 16mm
- 46-17mm 17mm
- 46-18mm 18mm
- 46-19mm 19mm
- 46-20mm 20mm
- 46-21mm 21mm
- 46-22mm 22mm
- 46-24mm 24mm
- 46-25mm 25mm
- 46-26mm 26mm

**SERVICE TOOLS**

**Part # Size**

Hex Key Set, Long Arm Metric  
9V98050 9 Pieces

Mfg Part#	Set Size	Includes
189	151 Pieces	Tools Only



**WRIGHT TOOL CO.**

**Metric Apprentice Sets**

**Metric Sizes**

Set No 199



Set Includes:

**FLAT WRENCHES**

Metric Combination Wrenches, 12 Pt

Part # Size

- 11-06mm 6mm
- 11-07mm 7mm
- 11-08mm 8mm
- 11-09mm 9mm
- 11-10mm 10mm
- 11-11mm 11mm
- 11-12mm 12mm
- 11-13mm 13mm
- 11-14mm 14mm
- 11-15mm 15mm
- 11-16mm 16mm
- 11-17mm 17mm
- 11-18mm 18mm
- 11-19mm 19mm
- 11-20mm 20mm
- 11-21mm 21mm
- 11-22mm 22mm
- 11-23mm 23mm
- 11-24mm 24mm

**3/8" DRIVE SOCKETS & ATTACHMENTS**

6 Pt. Standard Metric Sockets

Part # Size

- 30-06mm 6mm
- 30-07mm 7mm
- 12 Pt. Standard Metric Sockets
- 31-08mm 8mm
- 31-09mm 9mm
- 31-10mm 10mm
- 31-11mm 11mm
- 31-12mm 12mm
- 31-13mm 13mm
- 31-14mm 14mm
- 31-15mm 15mm
- 31-16mm 16mm
- 31-17mm 17mm
- 31-18mm 18mm
- 31-19mm 19mm
- 31-20mm 20mm
- 31-21mm 21mm
- 31-22mm 22mm
- 3405 5" Extension
- 3426 Ratchet, 7" Knurled Grip

**1/2" DRIVE SOCKETS & ATTACHMENTS**

12 Pt. Standard Metric Sockets

Part # Size

- 41-09mm 9mm
- 41-10mm 10mm
- 41-11mm 11mm
- 41-12mm 12mm
- 41-13mm 13mm
- 41-14mm 14mm
- 41-15mm 15mm
- 41-16mm 16mm
- 41-17mm 17mm
- 41-18mm 18mm
- 41-19mm 19mm
- 41-20mm 20mm
- 41-21mm 21mm
- 41-22mm 22mm
- 41-23mm 23mm
- 41-24mm 24mm
- 41-25mm 25mm
- 41-26mm 26mm
- 41-27mm 27mm
- 41-30mm 30mm
- 41-32mm 32mm
- 41-36mm 36mm
- 4405 5" Extension
- 4426 Ratchet, 10-1/2" Knurled Grip
- 4435 Flex Handle
- 4475 Universal

**SERVICE TOOLS**

Part # Size

- Slip Joint Pliers Wire Cutting Shear
- 9C526 6"
- Hex Key Set, Metric Short Arm
- 9V88061 9 Pieces
- Tool Box w/ Tray
- WT52

Mfg Part#	Set Size	Includes
199	75 Pieces	WT528 Tool Box

**WRIGHT TOOL CO.**

**Master Metric Maintenance Sets**

**Metric Sizes**

Set No 190 & 191



Set Includes:

**FLAT WRENCHES**

3/8" Drive Metric Crowfoot Wrenches

Part # Size

- 10-10mm 10mm
- 10-11mm 11mm
- 10-12mm 12mm

- 10-13mm 13mm
- 10-14mm 14mm
- 10-15mm 15mm
- 10-16mm 16mm
- 10-17mm 17mm
- 10-18mm 18mm
- 10-19mm 19mm

Metric Combination Wrenches, 12 Pt

Part # Size

- 11-06mm 6mm
- 11-07mm 7mm
- 11-08mm 8mm
- 11-09mm 9mm
- 11-10mm 10mm
- 11-11mm 11mm
- 11-12mm 12mm
- 11-13mm 13mm
- 11-14mm 14mm
- 11-15mm 15mm
- 11-16mm 16mm
- 11-17mm 17mm
- 11-18mm 18mm
- 11-19mm 19mm
- 11-20mm 20mm
- 11-21mm 21mm
- 11-22mm 22mm
- 11-23mm 23mm
- 11-24mm 24mm
- 11-25mm 25mm
- 11-26mm 26mm
- 11-27mm 27mm
- 11-30mm 30mm
- 11-32mm 32mm
- 11-36mm 36mm

Metric Flare Nut Wrenches, 6 Pt

Part # Size

- 16-11mm 9mm x 11mm
- 16-12mm 10mm x 12mm
- 16-14mm 13mm x 14mm
- 16-17mm 15mm x 17mm
- 16-21mm 19mm x 21mm

**1/4" DRIVE SOCKETS & ATTACHMENTS**

6 Pt. Standard Metric Socket

Part # Size

- 20-04mm 4mm
- 20-05mm 5mm
- 20-06mm 6mm
- 20-07mm 7mm
- 20-08mm 8mm
- 20-09mm 9mm
- 20-10mm 10mm
- 20-11mm 11mm
- 20-12mm 12mm
- 20-13mm 13mm
- 20-14mm 14mm
- 2402 2" Extension
- 2404 4" Extension
- 2406 6" Extension
- 2410 10" Extension
- 2426 Ratchet, 4 3/4"
- 2441 Spinner
- 2475 Universal Joint

6 Pt. Deep Metric Sockets

Part # Size

- 25-04mm 4mm
- 25-05mm 5mm
- 25-06mm 6mm
- 25-07mm 7mm
- 25-08mm 8mm
- 25-09mm 9mm
- 25-10mm 10mm
- 25-11mm 11mm

25-12mm 12mm  
25-13mm 13mm

**3/8" DRIVE SOCKETS & ATTACHMENTS**

6 Pt. Standard Metric Sockets

Part # Size

30-06mm 6mm

30-07mm 7mm

12 Pt. Standard Metric Sockets

31-08mm 8mm

31-09mm 9mm

31-10mm 10mm

31-11mm 11mm

31-12mm 12mm

31-13mm 13mm

31-14mm 14mm

31-15mm 15mm

31-16mm 16mm

31-17mm 17mm

31-18mm 18mm

31-19mm 19mm

31-20mm 20mm

31-21mm 21mm

31-22mm 22mm

Metric Hex Bit Sockets

Part # Size

32-02mm 2mm

32-02.5mm 2.5mm

32-03mm 3mm

32-04mm 4mm

32-05mm 5mm

32-06mm 6mm

32-07mm 7mm

32-08mm 8mm

32-10mm 10mm

Standard Screwdriver Socket with Bit

Part # Size

3260 1/4"

3262 3/8"

Phillips Screwdriver Sockets with Bit

3266 #2

3267 #3

3268 #4

3402 2" Extension

3403 3" Extension

3405 5" Extension

3408 8" Extension

3412 12" Extension

3426 Ratchet, 7" Knurled Grip

3435 Flex Handle

3443 Sliding T

3445 Speeder, 14-1/2"

3452 Adaptor, 3/8" F x 1/4" M

3454 Adaptor, 3/8" F x 1/2" M

3475 Universal

6 Pt. Deep Metric Sockets

Part # Size

35-06mm 6mm

35-07mm 7mm

35-08mm 8mm

35-09mm 9mm

35-10mm 10mm

35-11mm 11mm

35-12mm 12mm

35-13mm 13mm

35-14mm 14mm

35-15mm 15mm

35-16mm 16mm

35-17mm 17mm

35-18mm 18mm

35-19mm 19mm

**1/2" DRIVE SOCKETS & ATTACHMENTS**

12 Pt. Standard Metric Sockets

Part # Size

41-09mm 9mm

41-10mm 10mm

41-11mm 11mm

41-12mm 12mm

41-13mm 13mm

41-14mm 14mm

41-15mm 15mm

41-16mm 16mm

41-17mm 17mm

41-18mm 18mm

41-19mm 19mm

41-20mm 20mm

41-21mm 21mm

41-22mm 22mm

41-23mm 23mm

41-24mm 24mm

41-25mm 25mm

41-26mm 26mm

41-27mm 27mm

41-28mm 28mm

41-29mm 29mm

41-30mm 30mm

41-32mm 32mm

41-36mm 36mm

Hex Bit Sockets

Part # Size

42-06mm 6mm

42-08mm 8mm

42-10mm 10mm

42-12mm 12mm

42-14mm 14mm

42-17mm 17mm

4402 2" Extension

4405 5" Extension

4410 10" Extension

4420 20" Extension

4425 Ratchet - Long Handle

4426 Ratchet, 10-1/2" Knurled Grip

4435 Flex Handle

4443 Sliding T

4445 Speeder

4453 Adaptor, 1/2" F x 1/2" M

4475 Universal

4478 Micro-Adjustable Torque Wrench, 30-250 Ft. Lbs.

12 Pt. Deep Metric Sockets

Part # Size

46-09mm 9mm

46-10mm 10mm

46-11mm 11mm

46-12mm 12mm

46-13mm 13mm

46-14mm 14mm

46-15mm 15mm

46-16mm 16mm

46-17mm 17mm

46-18mm 18mm

46-19mm 19mm

46-20mm 20mm

46-21mm 21mm

46-22mm 22mm

46-24mm 24mm

46-25mm 25mm

46-26mm 26mm

**SERVICE TOOLS**

Part # Size

Dead Blow Hammers with Super Grip

9023 1 Lb.

Brass Hammer with Super Grip

9029 2.5 Lbs.

Soft Face Hammer

9030 12 Oz., 1.25"

Ball Peen Hammers, Fiberglass Handle

9040 8 Oz.

9042 16 Oz.

Phillips Screwdrivers

Part # Size

9101 #2

9104 #1 - 3"

9105 #2 - 4"

9106 #3 - 6"

9109 #4 - 8"

Cabinet Tip Screwdriver

9112 1/8" - 3"

Round Shank Screwdrivers

9122 1/4" - 1-1/2"

9123 1/4" - 4"

9125 5/16" - 6"

9126 3/8" - 8"

Square Shank Screwdrivers

9132 1/4" - 4"

9134 5/16" - 6"

Square Shank Standard Tip

9135 3/8" - 8"

9136 3/8" - 10"

9181 Two-in-One Flip Screwdriver w/Pocket Clip

#1 Phillips and 5/32" Slotted Blades. OAL 4-3/4"

Offset Screwdrivers

9184 5/16"

9186 #1 x #2

Metric Hollow Shaft Nut Drivers

Part # Size

9236 4mm

9237 4.5mm

9238 5mm

9239 5.5mm

9240 6mm

9241 7mm

9242 8mm

9243 9mm

9244 10mm

9245 11mm

Pipe Wrenches

9450 14"

Stripper/Crimper/Cutter

9471 10-20 AWG

9481 Gasket Scraper, Blade Width 1 1/2"

9491 Scraper Stiff Blade, 1 1/4"

9520 Hacksaw

9526 Utility Knife

9530 Feeler Gauge

9535 Magnetic Pick-up Tool

Punch Bar

9576 5/8" x 18"

9660 Punch & Chisel Kit, 6 Pieces

9685 Punch & Chisel Holder

Adjustable Wrenches

Part # Size

9AC06 6"

9AC08 8"

9AC10 10"

9AC12 12"

Long Nose Pliers w/Side Cutter

9C326 6"

Linesman Pliers, Round Nose

9C347 7"

9C348 8"

Tongue and Groove Pliers

Part # Size

9C420 9 1/2"

9C430 10"

9C440 12"

Pliers, Box Joint  
 9C436 6"  
 9C437 7"  
 Slip Joint Pliers Wire Cutting Shear  
 9C526 6"  
 Screw Extractor Set  
 9G95202 5 Pieces  
 Snap Ring Plier Set  
 9H1234 Retaining Ring Pliers w/ Tips  
 Aviation Snips, Cuts Left, Red  
 9V103 10"  
 Straight Jaw Locking Pliers  
 9V7R 7"  
 9V10R 10"  
 Hex Key Set, Metric Short Arm  
 9V88061 9 Pieces


Mfg Part#	Set Size	Includes
190	264 Pieces	WT814 12 Drawer Chest & WT896 11 Drawer Roller Cabinet
191	262 Pieces	Tools Only - Cabinets NOT Included

**WRIGHT TOOL CO.**

**Metric Service Sets**

**Metric Sizes**

Set No 194 & 195



Set Includes:  
**FLAT WRENCHES**  
 Metric Combination Wrenches, 12 Pt  
 Part # Size  
 11-09mm 9mm  
 11-10mm 10mm  
 11-11mm 11mm  
 11-12mm 12mm  
 11-13mm 13mm  
 11-14mm 14mm  
 11-15mm 15mm  
 11-16mm 16mm  
 11-17mm 17mm  
 11-18mm 18mm  
 11-19mm 19mm  
 11-20mm 20mm  
 11-21mm 21mm  
 11-22mm 22mm  
 11-23mm 23mm  
 11-24mm 24mm  
 11-25mm 25mm

11-26mm 26mm  
 11-27mm 27mm  
 11-30mm 30mm  
 11-32mm 32mm  
 11-36mm 36mm

**1/4" DRIVE SOCKETS & ATTACHMENTS**

6 Pt. Standard Metric Socket  
 Part # Size  
 20-04mm 4mm  
 20-05mm 5mm  
 20-06mm 6mm  
 20-07mm 7mm  
 20-08mm 8mm  
 20-09mm 9mm  
 20-10mm 10mm  
 20-11mm 11mm  
 20-12mm 12mm  
 20-13mm 13mm  
 20-14mm 14mm  
 6 Pt. Deep Metric Sockets  
 Part # Size  
 25-04mm 4mm  
 25-05mm 5mm  
 25-06mm 6mm  
 25-07mm 7mm  
 25-08mm 8mm  
 25-09mm 9mm  
 25-10mm 10mm  
 25-11mm 11mm  
 25-12mm 12mm  
 25-13mm 13mm

**3/8" DRIVE SOCKETS & ATTACHMENTS**

6 Pt. Standard Metric Sockets  
 Part # Size  
 30-06mm 6mm  
 30-07mm 7mm  
 12 Pt. Standard Metric Sockets  
 31-08mm 8mm  
 31-09mm 9mm  
 31-10mm 10mm  
 31-11mm 11mm  
 31-12mm 12mm  
 31-13mm 13mm  
 31-14mm 14mm  
 31-15mm 15mm  
 31-16mm 16mm  
 31-17mm 17mm  
 31-18mm 18mm  
 31-19mm 19mm  
 3403 3" Extension  
 3408 8" Extension  
 3412 12" Extension  
 3426 Ratchet, 7" Knurled Grip  
 3435 Flex Handle  
 3452 Adaptor, 3/8" F x 1/4" M  
 3475 Universal  
 6 Pt. Deep Metric Sockets  
 Part # Size  
 36-09mm 9mm  
 36-10mm 10mm  
 36-11mm 11mm  
 36-12mm 12mm  
 36-13mm 13mm  
 36-14mm 14mm  
 36-15mm 15mm

**1/2" DRIVE SOCKETS & ATTACHMENTS**

12 Pt. Standard Metric Sockets  
 Part # Size  
 41-09mm 9mm  
 41-10mm 10mm

41-11mm 11mm  
 41-12mm 12mm  
 41-13mm 13mm  
 41-14mm 14mm  
 41-15mm 15mm  
 41-16mm 16mm  
 41-17mm 17mm  
 41-18mm 18mm  
 41-19mm 19mm  
 41-20mm 20mm  
 41-21mm 21mm  
 41-22mm 22mm  
 41-23mm 23mm  
 41-24mm 24mm  
 41-25mm 25mm  
 41-26mm 26mm  
 41-27mm 27mm  
 41-30mm 30mm  
 41-32mm 32mm  
 41-36mm 36mm  
 4405 5" Extension  
 4410 10" Extension  
 4426 Ratchet, 10-1/2" Knurled Grip  
 4435 Flex Handle  
 4475 Universal

**SERVICE TOOLS**

Part # Size  
 Soft Face Hammer  
 9032 37 Oz., 1.75"  
 Ball Peen Hammer, Fiberglass Handle  
 9042 16 Oz.  
 Phillips Screwdriver  
 9105 #2 - 4"  
 Cabinet Tip Screwdriver  
 9114 3/16" - 3"  
 Square Shank Screwdrivers  
 9132 1/4" - 4"  
 9134 5/16" - 6"  
 Center Punch  
 9538 3/8" x 5"  
 Starter Punch  
 9556 3/16" x 5"  
 Pin Punch  
 9594 3/16" x 5 1/4"  
 Cold Chisels  
 9602 3/8" x 5 1/2"  
 9603 1/2" x 6"  
 Adjustable Wrench  
 9AC10 10"  
 9C317 Long Nose Pliers w/Side Cutter  
 Cutting Pliers, Curved Diagonal, Box Joint  
 9C447 7 3/4"  
 Slip Joint Pliers Wire Cutting Shear  
 9C526 6"  
 Hex Key Set, Metric Short Arm  
 9V88061 9 Pieces

Mfg Part#	Set Size	Includes
194	123 Pieces	WT523 3 Drawer Chest
195	122 Pieces	Tools Only - Chest NOT Included

**WRIGHT TOOL CO.**

**Starter Sets**

**Fractional Sizes**

Set No 165 & 166



Set Includes:

**FLAT WRENCHES**

Combination Wrenches, 12 Pt

Part # Size

- 1110 5/16"
- 1112 3/8"
- 1114 7/16"
- 1116 1/2"
- 1118 9/16"
- 1120 5/8"
- 1122 11/16"
- 1124 3/4"
- 1126 13/16"
- 1128 7/8"
- 1130 15/16"
- 1132 1"
- 1134 1 1/16"
- 1136 1 1/8"
- 1140 1 1/4"

**3/8" DRIVE SOCKETS & ATTACHMENTS**

12 Pt. Standard Sockets

Part # Size

- 3112 3/8"
- 3114 7/16"
- 3116 1/2"
- 3118 9/16"
- 3120 5/8"
- 3122 11/16"
- 3124 3/4"
- 3126 13/16"
- 3128 7/8"
- 3403 3" Extension
- 3412 12" Extension
- 3426 Ratchet
- 3435 Flex Handle
- 3445 Speeder, 14 1/2"
- 3475 Universal

**1/2" DRIVE SOCKETS & ATTACHMENTS**

12 Pt. Standard Sockets

Part # Size

- 4112 3/8"
- 4114 7/16"
- 4116 1/2"
- 4118 9/16"
- 4119 19/32"
- 4120 5/8"
- 4121 21/32"
- 4122 11/16"
- 4124 3/4"
- 4125 25/32"
- 4126 13/16"

- 4128 7/8"
- 4130 15/16"
- 4131 31/32"
- 4132 1"
- 4134 1 1/16"
- 4136 1 1/8"
- 4138 1 3/16"
- 4140 1 1/4"
- 4402 2" Extension
- 4405 5" Extension
- 4410 10" Extension
- 4426 Ratchet, 10 1/2" Knurled Grip
- 4435 Flex Handle
- 4445 Speeder
- 4475 Universal

**SERVICE TOOLS**

Part # Size

- Dead Blow Hammer with Super Grip
- 9023 1 Lb
- Ball Peen Hammers, Fiberglass Handle
- 9042 16 Oz.
- Phillips Screwdrivers
- 9104 #1 - 3"
- 9105 #2 - 4"
- 9106 #3-6"
- Cabinet Tip Screwdriver
- 9114 3/16" - 3"
- Round Shank Screwdriver
- 9122 1/4" - 1 1/2"
- Square Shank Screwdrivers
- 9132 1/4" - 4"
- 9134 5/16" - 6"
- Square Shank Standard Tip
- 9135 3/8" - 8"
- Gasket Scraper w/ 3 Flute Handle
- 9481 1 1/2"
- 9520 Hacksaw
- Center Punch
- 9538 3/8"
- Starter Punches
- 9556 3/16" x 5"
- 9557 1/4"
- 9558 5/16"
- Pin Punches
- 9591 3/32" x 4 1/2"
- 9592 1/8"
- 9594 3/16" x 5 1/4"
- Cold Chisels
- 9600 1/4"
- 9602 3/8" x 5 1/2"
- 9603 1/2" x 6"
- Cape Chisel
- 9613 5/16"
- 9685 Punch & Chisel Holder w3 Flut Handle
- Adjustable Wrenches, Chrome
- 9AC06 6"
- 9AC10 10"
- Long Nose Pliers w/Side Cutter
- 9C317 7 1/2"
- Lap Joint Pliers
- 9C337 7"
- Tongue and Groove Pliers
- 9C430 10"
- Slip Joint Pliers
- 9C537 7"
- Straight Jaw Locking Pliers
- 9V7R 7"
- Aviation Snips, Cuts Left, Red
- 9V101 10"
- Hex Key Set, Short Arm
- 9V88022 7 Pieces

Mfg Part#	Set Size	Includes
165	97 Pieces	WT520 Heavy-Duty Mechanic's Box w/ Tray
166	96 Pieces	Tools Only - Box NOT Included

**WRIGHT TOOL CO.**

Hex Key Set - Eklind®  
Metal Fold-Up, Carded  
Set No 9E20511 - 5 Piece

Set Includes: 3/16", 7/32", 1/4",  
5/16", 11/32", & 3/8"

Mfg Part#  
9E20511



**WRIGHT TOOL CO.**

Hex Key Set - Eklind®  
Metric Resin Fold-Up, Carded  
Set No 9E25172 - 7 Piece

Set Includes: 2mm, 2.5mm, 3mm, 4mm,  
5mm, 6mm, & 8mm

Mfg Part#  
9E25172



**WRIGHT TOOL CO.**

Hex Key Set - Eklind®  
L-Key, Long Arm  
Set No 9E69209 - 9 Piece

Set Includes: 5/64", 3/32", 1/8", 5/32",  
3/16", 7/32", 1/4", 5/16", 3/8", & Pouch

Mfg Part#  
9E69209



**WRIGHT TOOL CO.**

Hex Key Set - Eklind®  
Metal Fold-Up, Carded  
Set No 9E20811 - 8 Piece

Set Includes: .050", 1/16", 5/  
64", 3/32", 7/64", 1/8", 9/64", &  
5/32"

Mfg Part#  
9E20811



**WRIGHT TOOL CO.**

Hex Key Set - Eklind®  
Resin Fold-Up, Carded  
Set No 9E25611 - 6 Piece

Set Includes: 5/32", 3/16", 7/32", 1/  
4", 5/16", & 3/8"

Mfg Part#  
9E25611



**WRIGHT TOOL CO.**

Hex Key Set - Eklind®  
L-Key, Long Arm  
Set No 9E10311 - 11 Piece

Set Includes: 5/64", 3/32", 7/64", 1/  
8", 9/64", 5/32", 3/16", 7/32", 1/4", 5/  
16", 3/8", & Pouch

Mfg Part#  
9E10311



**WRIGHT TOOL CO.**

Hex Key Set - Eklind®  
Metal Fold-Up, Carded  
Set No 9E20911 - 9 Piece

Set Includes: 5/64", 3/32", 7/  
64", 1/8", 9/64", 5/32", 3/16", 7/  
32", & 1/4"

Mfg Part#  
9E20911



**WRIGHT TOOL CO.**

Hex Key Set - Torx - Eklind®  
Resin Fold-Up, Carded  
Set No 9E25581 - 8 Piece

Set Includes: T-8, T-10, T-15, T-  
20, T-25, T-27, T-30, & T-40

Mfg Part#  
9E25581



**WRIGHT TOOL CO.**

Hex Key Set - Eklind®  
L-Key, Short Arm  
Set No 9E10113 - 13 Piece

Set Includes: .050", 1/16", 5/16",  
3/32", 7/64", 1/8", 9/64", 5/32", 3/  
16", 7/32", 1/4", 5/16", 3/8", & Tool  
Holder

Mfg Part#  
9E10113



**WRIGHT TOOL CO.**

Hex Key Set - Eklind®  
Metric Metal Fold-Up, Carded  
Set No 9E21151 - 5 Piece

Set Includes: 4mm, 5mm,  
6mm, 8mm, & 10mm

Mfg Part#  
9E21151



**WRIGHT TOOL CO.**

Hex Key Set - Eklind®  
Resin Fold-Up, Carded  
Set No 9E25911 - 9 Piece

Set Includes: 5/64", 3/32", 7/64",  
1/8", 9/64", 5/32", 3/16", 7/32", & 1/  
4"

Mfg Part#  
9E25911



**WRIGHT TOOL CO.**

Hex Key Set - Eklind®  
L-Key, Long Arm  
Set No 9E10213 - 13 Piece

Set Includes: .050", 1/16", 5/64", 3/  
32", 7/64", 1/8", 9/64", 5/32", 3/16", 7/  
32", 1/4", 5/16", 3/8", & Tool Holder

Mfg Part#  
9E10213



**WRIGHT TOOL CO.**

Hex Key Set - Eklind®  
Metric Metal Fold-Up, Carded  
Set No 9E21171 - 7 Piece

Set Includes: 1.5mm, 2mm,  
2.5mm, 3mm, 4mm, 5mm, &  
6mm

Mfg Part#  
9E21171



**WRIGHT TOOL CO.**

Hex Key Set - Eklind®  
Resin Fold-Up, Carded  
Set No 9E25912 - 9 Piece

Set Includes: .050", 1/16", 5/34",  
3/32", 7/64", 1/8", 9/64", 5/32", & 3/  
16"

Mfg Part#  
9E25912



**WRIGHT TOOL CO.**

Hex Key Set - Eklind®  
Metric L-Key, Long Arm  
Set No 9E10609 - 9 Piece

Set Includes: 1.5mm, 2mm, 2.5mm,  
3mm, 4mm, 5mm, 6mm, 8mm,  
10mm, & Tool Holder

Mfg Part#  
9E10609





**WRIGHT TOOL CO.**

Hex Key Set - Eklind®  
Fractional & Metric L-Key, Long Arm  
Set No 9E10222 - 22 Piece

Set Includes:  
Fractional Sizes: .050", 1/16", 5/64", 3/32", 7/64", 1/8", 9/64", 5/32", 3/16", 7/32", 1/4", 5/16", 3/8"  
Metric Sizes: 1.5mm, 2mm, 2.5mm, 3mm, 4mm, 5mm, 6mm, 8mm, 10mm, & Tool Holder



Mfg Part#  
9E10222

**WRIGHT TOOL CO.**

Ball Driver Hex Key Set - Eklind®  
L-Key, Long Arm  
Set No 9E13213 - 13 Piece

Set Includes: .050", 1/16", 5/64", 3/32", 7/64", 1/8", 9/64", 5/32", 3/16", 7/32", 1/4", 5/16", 3/8", & Tool Holder



Mfg Part#  
9E13213

**WRIGHT TOOL CO.**

Ball Driver Hex Key Set - Eklind®  
Metric L-Key, Long Arm  
Set No 9E13609 - 9 Piece

Set Includes: 1.5mm, 2mm, 2.5mm, 3mm, 4mm, 5mm, 7mm, 8mm, 10mm, & Tool Holder



Mfg Part#  
9E13609

**WRIGHT TOOL CO.**

Ballstar Torx Hex Key Set - Eklind®  
L-Key, Long Arm  
Set No 9E10007 - 7 Piece

Set Includes: T-10, T-15, T-20, T-25, T-27, T-30, T-40, & Tool Holder



Mfg Part#  
9E10007

**WRIGHT TOOL CO.**

Hex Key Set - Eklind®  
L-Key, Short Arm  
Set No 9E69207 - 7 Piece

Set Includes: 5/64", 3/32", 1/8", 5/32", 3/16", 7/32", 1/4", & Pouch

Mfg Part#  
9E69207



**WRIGHT TOOL CO.**

Hex Key Set - Eklind®  
L-Key, Short Arm  
Set No 9E69211 - 11 Piece

Set Includes: .050", 1/16", 5/64", 3/32", 1/8", 5/32", 3/16", 7/32", 1/4", 5/16", 3/8", & Pouch

Mfg Part#  
9E69211



**WRIGHT TOOL CO.**

Hex Key Set - Eklind®  
Metric L-Key, Short Arm  
Set No 9E69210 - 10 Piece

Set Includes: 1.3mm, 1.5mm, 2mm, 2.5mm, 3mm, 4mm, 5mm, 6mm, 8mm, 10mm, & Pouch

Mfg Part#  
9E69210



**WRIGHT TOOL CO.**

Hex Key Set - Eklind®  
L-Key, Short Arm  
Set No 9E10118 - 18 Piece

Set Includes: .028", .035", .050", 1/16", 5/64", 3/32", 7/64", 1/8", 9/64", 5/32", 3/16", 7/32", 1/4", 5/16", 3/8", 1/2", 9/16", 5/8", & Metal Box

Mfg Part#  
9E10118



**WRIGHT TOOL CO.**

Hex Key Set - Eklind®  
Metric L-Key, Short Arm  
Set No 9E10515 - 15 Piece

Set Includes: .7mm, .9mm, 1.3mm, 1.5mm, 2mm, 2.5mm, 3mm, 4mm, 5mm, 6mm, 8mm, 10mm, 12mm, 14mm, 17mm, & Metal Box

Mfg Part#  
9E10515



**WRIGHT TOOL CO.**

Hex Key Set - Eklind®  
Metric L-Key, Short Arm  
Set No 9E10509 - 9 Piece

Set Includes: 1.5mm, 2mm, 2.5mm, 3mm, 4mm, 5mm, 6mm, 8mm, 10mm, & Tool Holder

Mfg Part#  
9E10509



**WRIGHT TOOL CO.**

Hex Key Set - Eklind®  
L-Key, Short & Long Arm  
Set No 9E69218 - 18 Piece

Set Includes:  
Short Sizes: .050", 1/16", 5/64", 3/32", 7/64", 1/8", 5/32", 3/16", 7/32"  
Long Sizes: 1/16", 5/16", 3/32", 1/8", 9/64", 5/32", 3/16", 1/4", 5/16", & Pouch

Mfg Part#  
9E69218



**WRIGHT TOOL CO.**

Hex Key Set - Eklind®  
Vinyl Grip T-Handle - 6" Long  
Set No 9E60609 - 9 Piece

Set Includes: 5/64", 3/32", 7/64", 1/8", 9/64", 5/32", 3/16", 7/32", & 1/4"

Mfg Part#  
9E60609



**WRIGHT TOOL CO.**

Hex Key Set - Eklind®  
Vinyl Grip T-Handle - 6" Long  
Set No 9E60614 - 13 Piece

Set Includes: .050", 1/16", 5/64", 3/32", 7/64", 1/8", 9/64", 5/32", 3/16", 7/32", 1/4", 5/16", & 3/8"



Mfg Part#  
9E60614

**WRIGHT TOOL CO.**

Hex Key Set - Eklind®  
Metric Vinyl Grip T-Handle - 6" Long  
Set No 9E64608 - 8 Piece

Set Includes: 2mm, 2.5mm, 3mm, 4mm, 5mm, 6mm, 8mm, & 10mm



Mfg Part#  
9E64608

**WRIGHT TOOL CO.**

Hex Key Set - Eklind®  
Metric Vinyl Grip T-Handle - 6" Long  
Set No 9E64611 - 10 Piece

Set Includes: 1.3mm, 1.5mm, 2mm, 2.5mm, 3mm, 4mm, 5mm, 6mm, 8mm, & 10mm



Mfg Part#  
9E64611

**WRIGHT TOOL CO.**

Scratch Brush

14" Long,  
Brush Length  
- 6"



Mfg Part#  
9493

**WRIGHT TOOL CO.**

Hex Key Set - Eklind®  
Loop Grip T-Handle - 9" Long  
Set No 9E33198 - 8 Piece

Set Includes: 3/32", 7/64", 1/8", 9/64", 5/32", 3/16", 7/32", & 1/4"



Mfg Part#  
9E33198

**WRIGHT TOOL CO.**

Hex Key Set - Eklind®  
Metric Loop Grip T-Handle - 9" Long  
Set No 9E35195 - 5 Piece

Set Includes: 2.5mm, 3mm, 4mm, 5mm, & 6mm



Mfg Part#  
9E35195

**WRIGHT TOOL CO.**

Ball Driver Hex Key Set - Eklind®  
T-Handle - 9" Long  
Set No 9E60811 - 11 Piece

Set Includes: 5/64", 3/32", 7/64", 1/9", 9/64", 5/32", 3/16", 7/32", 1/4", 5/16", & 3/8"



Mfg Part#  
9E60811

**WRIGHT TOOL CO.**

Ball Driver Hex Key Set - Eklind®  
Metric T-Handle - 9" Long  
Set No 9E64808 - 8 Piece

Set Includes: 2mm, 2.5mm, 3mm, 4mm, 5mm, 6mm, 8mm, & 10mm



Mfg Part#  
9E64808

**WRIGHT TOOL CO.**

Spiral Thread Screw Extractors

Designed for easy removal of broken studs. Will back out all of those stubborn bolts.



Mfg Part#	Size	Screw or Bolt Size (in)
9G85101	1	1/8 - 1/4
9G85102	2	1/4 - 5/16
9G85103	3	5/16 - 7/16
9G85104	4	7/16 - 9/16
9G85105	5	9/16 - 3/4

**WRIGHT TOOL CO.**

Spiral Thread Screw Extractor Set  
Set No 9G95202 - 5 Piece

Set designed for easy removal of broken studs. Will back out all of those stubborn bolts.

Set Includes: Sizes 1 (1/8"-1/4"), 2 (1/4"-5/16"), 3 (5/16"-7/16"), 4 (7/16"-9/16"), & 5 (9/16"-3/4")



Mfg Part#  
9G95202

**WRIGHT TOOL CO.**

Feeler Gauges  
25-Blade Master Gauge

Contains (25) 3 5/16" x 1/2 blades of the following thicknesses:  
.0015, .002 - .016, .018, .020, .022, .024, .025, .028, .030, .032, & .035



Mfg Part#  
9530

**WRIGHT TOOL CO.**

Metric Feeler Gauges  
10-Blade Gauge

Contains (10) metric blades of the following thicknesses:  
.30mm, .25mm, .20mm, .18mm, .15mm, .13mm, .10mm, .8mm, .05mm, & .38mm



Mfg Part#  
9528

**WRIGHT TOOL CO.**

Metric Feeler Gauges  
25-Blade Gauge

Contains (25) metric blades of the following thicknesses:

.04mm, .05mm, .06mm, .07mm, .08mm, .09mm, .10mm, .15mm, .20mm, .25mm, .30mm, .35mm, .40mm, .45mm, .50mm, .55mm, .60mm, .65mm, .70mm, .75mm, .80mm, .85mm, .90mm, .95mm, & 1.00mm



Mfg Part#  
9529

**WRIGHT TOOL CO.**

Feeler Gauges  
Spark Plug Wire Style

New style spark plug wire gauge. It is designed for longer and heavier usage. Contains 1 electrode bender and 8 wire gauges of the following thicknesses: .020, .025, .028, .030, .032, .034, .035, & .040



Mfg Part#
9531

**WRIGHT TOOL CO.**

Universal Wheel Hub Puller

Fast, easy to use, minimum number of pieces. Accurate vertical adjustment because legs rotate, avoiding raised rims, uneven seating. Recessed leg "heel" clears drum flanges. 20-pitch thread for easier pull. Shoulder and spring tension ball holds knocker on. Adjusts to include 7 1/2" bolt circle. Alloy steel, full hardened. Shipping weight - 10 lbs.



Mfg Part#	Description
9010	Wheel Puller w/ Knocker
9011	Replacement Handle
9012	Replacement Leg

**WRIGHT TOOL CO.**

Flange Jacks

Easy-effect flange spreaders. Flanges are separated smoothly and evenly with no damage to flange faces. Sold in pairs.



Mfg Part#	Dia Capacity (in)		Dia Capacity (in)	
	Cast Iron	Steel	Cast Iron	Steel
9460	2 to 20	2 to 20	1 to 12	3/4 to 12
9461	16 to 48	18 to 24	12 to 30	12 to 24

**WRIGHT TOOL CO.**

Safety Utility Knife  
HYDE TOOLS®

Mfg Part#
9527



**WRIGHT TOOL CO.**

Utility Knife  
HYDE TOOLS®

Has a retractable blade which holds in four positions. Handle stores additional blades.



Mfg Part#	Description
9526	Top-Slide Knife
9525	10 Pk of Blades

**WRIGHT TOOL CO.**

Inspection Mirrors



Mfg Part#	Description	Length (in)
9700	Oval 1 x 2"	8 3/4
9701	Circular 2 1/4" Dia	10 to 14
9702	Rectangular 2 1/8" x 3 1/2"	11 1/4 to 15 1/2

**WRIGHT TOOL CO.**

Drum Cap Opening Tool

Fits 55 and 30 gallon drums. Removes "screw-in" style plugs (caps) for most steel and plastic drums with large and small plugs. Handy, built-in "two-hand" twist handle easily helps open the tightest plugs. Fits all twelve (12) drum plugs (bungs) illustrated below. Packed bulk-weight 3.0 lbs each.



Mfg Part#
9005

**WRIGHT TOOL CO.**

Magnetic Pickup Tools

Multi-angle telescoping magnetic pickup tool. Gets into hard-to-reach places. Pick-up capacity of 21 oz.



Mfg Part#	Description
9534	19 1/2"
9535	Telescopes 17" - 27"

**WRIGHT TOOL CO.**

Scrapers / Putty Knives

Flexible Blade

HYDE TOOLS®



Mfg Part#	Blade Size (in)
9488	1 1/4
9489	3
9491	1 1/4

**WRIGHT TOOL CO.**

Wright Stud Remover

A compact and powerful tool that fits into hard-to-reach spots and loosens hard-to-turn studs. The tighter the stud, the more firmly it is gripped. All high grade heat treated alloy steel. Fits flush, pulls 1/4" to 3/4" studs broken off close to the surface. Operates with and 1/2" square.



Mfg Part#
9020

**WRIGHT TOOL CO.**

Heavy-Duty Scraper

Polypropylene 8" Handle

HYDE TOOLS®



Mfg Part#	Blade Size (in)
9487	3

**WRIGHT TOOL CO.**

Razor Scraper

HYDE TOOLS®

Mfg Part#
9492



**WRIGHT TOOL CO.**

Steel Tapes



Mfg Part#	Description
9505	26' x 8m
9507	16' x 3/4"
9508	25' x 1"
9509	100' x 3/8"
9510	1" x 3/8" (Safety Yellow)

**WRIGHT TOOL CO.**

Dominator Carbon Scrapers  
MAYHEW



Mfg Part#	Size (in)
9M42004	1/2
9M42005	3/4
9M42006	1
9M42007	1 1/2
9M60001	4 Piece Set

**WRIGHT TOOL CO.**

Replaceable Hacksaw Blades



Mfg Part#	Description
9521	Steel Carbon 12" - 24T
9522	Molybdenum (Hi-Speed) 12" - 24T

**WRIGHT TOOL CO.**

Adjustable Hacksaw

Converts to either 10 or 12 inches.



Mfg Part#	Description
9523	Heavy Duty

**WRIGHT TOOL CO.**

Dominator Scratch Awl  
MAYHEW



Mfg Part#
9M42000

**WRIGHT TOOL CO.**

Dominator 90° Hook  
MAYHEW



Mfg Part#
9M42001

**WRIGHT TOOL CO.**

Dominator Complex Hook  
MAYHEW



Mfg Part#
9M42003

**WRIGHT TOOL CO.**

Dominator Curved Hook  
MAYHEW



Mfg Part#
9M42002

**WRIGHT TOOL CO.**

Dominator Hook & Pick Set  
MAYHEW



Mfg Part#
9M60000

**WRIGHT TOOL CO.**

Hook & Pick Set  
With Screwdriver-Type Handles  
Set No 9UPSP4 - 4 Piece

Set Includes: Pick, Combination Pick, Hook Pick, & Straight Pick  
Each hook is made of high carbon polished steel and is permanently inserted into a sturdy plastic handle. Ideal for cleaning cap screws, separating, removing small fuses, "O" rings, and retrieving washers and loose parts too small to pick up with fingers.



Mfg Part#
9UPSP4

**WRIGHT TOOL CO.**

Hand Tool Institute Safety Book



Mfg Part#
9301

**WRIGHT TOOL CO.**

Safety Goggles



Mfg Part#
9302

**WRIGHT TOOL CO.**

Safety Video & Rep Packet



Mfg Part#	Description
9300	Video (English)
9300Kit	Replacement Literature Pack
9303	Video (Spanish)

**WRIGHT TOOL CO.**

Safety Wiring Kit  
8 Pieces

Professional Kit consisting of 9465 & 9466 deep reach 19" adjustable twister tools and (3) 1/4 lb spools of annealed stainless steel safety wire, sizes .020, .032, & .041. Meets Government Spec. QQW-423 and Military Spec. MS 20995.



Mfg Part#
9468

**WRIGHT TOOL CO.**

Snap Ring Plier Set  
Set No 9H1265K - 3 Piece

Set Includes: (1) 9H1221; (1) 9H1234 Retaining Ring Pliers; & (1) 9H65 Retaining Ring Plier w/ Ratchet Lock



Mfg Part#
9H1265K



**WRIGHT TOOL CO.**

Cable Cutter Pliers  
CHANNELLOCK®  
CODE BLUE™



Mfg Part#	Size (in)	*
9C911CB	9½"	*

**WRIGHT TOOL CO.**

Cutting Pliers  
Box Joint 6"  
CHANNELLOCK®



Mfg Part#	Size (in)	Channellock #
9C436	6	436G

**WRIGHT TOOL CO.**

Cutting Pliers - Lap Joint  
CHANNELLOCK®  
CODE BLUE™



Mfg Part#	Size (in)
9C338CB	8"

**WRIGHT TOOL CO.**

Crimping & Cutting Tool  
CHANNELLOCK®  
CODE BLUE™



Mfg Part#	Size (in)	*
9C909CB	9½"	*

**WRIGHT TOOL CO.**

Cutting Pliers  
Box Joint 7"  
CHANNELLOCK®



Mfg Part#	Size (in)	Channellock #
9C437	7	437G

**WRIGHT TOOL CO.**

Cutting Pliers - End Cutter  
CHANNELLOCK®  
CODE BLUE™



Mfg Part#	Size (in)
9C358CB	8"

**WRIGHT TOOL CO.**

Crimping Tool  
CHANNELLOCK®



Mfg Part#	Channellock #
9C909	909

**WRIGHT TOOL CO.**


Cutting Pliers  
Lap Joint 7" & 8"  
CHANNELLOCK®



Mfg Part#	Size (in)	Channellock #
9C337	7	337G
9C338	8	338G

**WRIGHT TOOL CO.**

Fence Tool  
CHANNELLOCK®



Mfg Part#	Channellock #
9C85	85

**WRIGHT TOOL CO.**

Cutting Pliers  
Nipper 7"  
CHANNELLOCK®



Mfg Part#	Size (in)	Channellock #
9C357	7	357G

**WRIGHT TOOL CO.**

Cutting Pliers  
Cable Cutter 9 1/2"  
CHANNELLOCK®



Mfg Part#	Size (in)	Channellock #
9C911	9½"	911

**WRIGHT TOOL CO.**

Hose Clamp Pliers  
CHANNELLOCK®



Mfg Part#	Description	Channellock #
9C510	10" Plier	510
9C558	Clamp Tool	558

**WRIGHT TOOL CO.**

Cutting Pliers  
Curved Diagonal, Box Joint 7 3/4"  
CHANNELLOCK®



Mfg Part#	Size (in)	Channellock #
9C447	7¾"	447G

**WRIGHT TOOL CO.**

Lineman's Pliers  
Round Nose Lineman's & Elec.  
CHANNELLOCK®



Mfg Part#	Size (in)	Channellock #
9C347	7	347G
9C348	8	348G



**WRIGHT TOOL CO.**

Lineman's Pliers  
Ironworkers  
CHANNELLOCK®



Mfg Part#	Size (in)	Channellock #
9C350S	9	350G

**WRIGHT TOOL CO.**

Lineman's Pliers  
Lineman's & Wiremaster  
CHANNELLOCK®



Mfg Part#	Size (in)	Channellock #
9C349	9	349G
9C369	9 (high lvg)	369G
9C3248	8½	3248

**WRIGHT TOOL CO.**

Linemen's Pliers  
CHANNELLOCK®  
CODE BLUE™



Mfg Part#	Size (in)
9C369CB	9"

**WRIGHT TOOL CO.**

Straight Jaw Locking Pliers  
WISE-GRIP®



Mfg Part#	Size (in)	Vise-Grip #
9V7R	7	7R
9V10R	10	10R

**WRIGHT TOOL CO.**

Locking Sheet Metal Pliers  
WISE-GRIP®



Mfg Part#	Size (in)	Vise-Grip #
9V8R	8	8R

**WRIGHT TOOL CO.**

Locking C-Clamp Pliers  
WISE-GRIP®



Mfg Part#	Size (in)	Vise-Grip #
9V6R	6	6R
9V11R	11	11R
9V18R	18	18R
9V24R	24	24R

**WRIGHT TOOL CO.**

Locking C-Clamp Pliers  
With Swivel Pads  
WISE-GRIP®



Mfg Part#	Size (in)	Vise-Grip #
9V4SP	4	4SP
9V6SP	6	6SP
9V11SP	11	11SP
9V18SP	18	18SP
9V24SP	24	24SP

**WRIGHT TOOL CO.**

Curved Jaw Locking Pliers  
With Wire Cutter  
WISE-GRIP®



Mfg Part#	Size (in)	Vise-Grip #
9V4WR	4½	4WR
9V5WR	5	5WR
9V7WR	7	7WR
9V10WR	10	10WR

**WRIGHT TOOL CO.**

Long Nose Locking Pliers  
With Wire Cutter  
WISE-GRIP®



Mfg Part#	Size (in)	Vise-Grip #
9V4LN	4	4LN
9V6LN	6	6LN
9V9LN	9	9LN

**WRIGHT TOOL CO.**

Curved Jaw Locking Pliers  
WISE-GRIP®



Mfg Part#	Size (in)	Vise-Grip #
9V7CR	7	7CR
9V10CR	10	10CR

**WRIGHT TOOL CO.**

Locking Wrench Plier  
WISE-GRIP®



Mfg Part#	Size (in)	Vise-Grip #
9V4LW	4	4LW
9V7LW	7	7LW
9V10LW	10	10LW

**WRIGHT TOOL CO.**

Bent Long Nose Locking Pliers  
With Side Cutters  
WISE-GRIP®



Mfg Part#	Size (in)	Vise-Grip #
9V6BN	6	6BN
9V9BN	9	9BN

**WRIGHT TOOL CO.**

Locking Welding Clamp Pliers  
VISE-GRIP®



Mfg Part#	Size (in)	Vise-Grip #
9V9R	9	9R

**WRIGHT TOOL CO.**

Curved Jaw Locking Pliers  
Soft Grip  
VISE-GRIP®  
With Wire Cutter



Mfg Part#	Size (in)
9V7WRSG	7
9V10WRSG	10
9V5WRSG	5

**WRIGHT TOOL CO.**

Long Nose Locking Pliers  
Soft Grip  
VISE-GRIP®



Mfg Part#	Size (in)
9V6LNSG	6
9V9LNSG	9

**WRIGHT TOOL CO.**

Curved Jaw Locking Pliers  
Soft Grip  
VISE-GRIP®



Mfg Part#	Size (in)
9V7CRSG	7
9V10CRSG	10

**WRIGHT TOOL CO.**

Locking Wrench Plier  
Soft Grip  
VISE-GRIP®



Mfg Part#	Size (in)
9V7LWSG	7
9V10LWSG	10

**WRIGHT TOOL CO.**

Straight Jaw Locking Pliers  
Soft Grip  
VISE-GRIP®



Mfg Part#	Size (in)
9V7RSG	7
9V10RSG	10

**WRIGHT TOOL CO.**

Locking Chain Clamp - Pipewrench  
VISE-GRIP®



Mfg Part#	Vise-Grip #
9V20R	20R

**WRIGHT TOOL CO.**

Long Nose Pliers  
With Side Cutter  
CHANNELLOCK®



Mfg Part#	Size (in)	Channellock #
9C317	7½	317
9C318	8	318
9C326	6	326

**WRIGHT TOOL CO.**

Long Nose Pliers  
With Serrated Jaws  
CHANNELLOCK®



Mfg Part#	Size (in)	Channellock #
9C386	6	386

**WRIGHT TOOL CO.**


Long Nose Pliers  
Long Reach Flat Nose Duck Bill  
CHANNELLOCK®



Mfg Part#	Channellock #
9C718	718

**WRIGHT TOOL CO.**

Long Nose Pliers  
CHANNELLOCK®  
CODE BLUE™



MfgPart#	Size (in)
9C318CB	8½"

**WRIGHT TOOL CO.**

Oil Filter / PVC Pipe Pliers  
CHANNELLOCK®



Mfg Part#	Size (in)	Channellock #
9C212	12	212
9C215	15	215

**WRIGHT TOOL CO.**

Retaining Ring Plier  
With Adjustable Stop & Replaceable Tips

- Fits Internal and External Type Retaining Rings
- Tips Color/Size Included: Black .036, Silver .047, Copper .023



Mfg Part#	Internal	External
9H1221S	¼"-1"	⅜"-1"
9H1221RK Replacement Tips		

**WRIGHT TOOL CO.**

Retaining Ring Plier  
With Ratchet Lock & Replaceable  
Tips

- Fits Internal and External Type Retaining Rings
- Tips Color/Size Included: Black .090, Silver .108, Copper .120



Mfg Part#	Internal	External
9H65	1 13/16"-4" 31mm-100mm	1 1/2"-4" 31mm-100mm
9H65RK Replacement Tips		

**WRIGHT TOOL CO.**

Retaining Ring Plier  
With Replaceable Tips

- Fits Internal and External Type Retaining Rings
- Tips Color/Size Included: Black .036, Silver .047, Copper .070



Mfg Part#	Internal	External
9H1234	3/8"-2" 10mm-48mm	1/4"-2" 10mm-48mm
9H1234RK Replacement Tips		

**WRIGHT TOOL CO.**

Slip Joint Pliers  
CHANNELLOCK®



Mfg Part#	Description	Channellock #
9C526	6" Wire Cutting Shear	526G
9C537	7" Slip Joint	537G
9C546	6" Wire Cutting Shear (Heavy-Duty)	546G
9C548	8" Wire Cutting Shear (Heavy-Duty)	548G

**WRIGHT TOOL CO.**

Snap Ring Pliers  
Fixed Tip



Mfg Part#	Tip Angle	Tip Dia	Length (in)
9C938	Straight	.038	5.75
9C938-90	90°	.038	5.50
9C947	Straight	.047	5.75
9C947-90	90°	.047	5.50
9C970	Straight	.070	7.50
9C970-90	90°	.070	7.00
9CQT-6 Six Piece Set			

**WRIGHT TOOL CO.**

Stripper / Cutter Pliers

- 10-20 AWG
- Metric sizes: .8mm, 1.0mm, 1.3mm, 1.6mm, & 2.6mm



Mfg Part#
9470

**WRIGHT TOOL CO.**

Stripper / Crimper / Cutter Pliers

10-20 AWG



Mfg Part#
9471

**WRIGHT TOOL CO.**

Crimper / Stripper / Cutter Pliers

16-26 AWG



Mfg Part#
9472

**WRIGHT TOOL CO.**

Stripper / Cutter Pliers  
Ergonomic Handle with Locking Clip

- 10-20 AWG
- Metric sizes: .8mm, 1.0mm, 1.3mm, 1.6mm, & 2.6mm



Mfg Part#
9473

**WRIGHT TOOL CO.**

Tongue & Groove Pliers  
CHANNELLOCK®



Mfg Part#	Size (in)	Channellock #
9C420	9 1/2	420
9C421	9 1/2	421
9C424	4 1/2	424
9C426	6 1/2	426
9C428	8	428
9C430	10	430
9C440	12	440
9C460	16	460
9C480	20	480

**WRIGHT TOOL CO.**

Tongue & Groove Pliers  
CHANNELLOCK® - Pipe Jaw



Mfg Part#	Size (in)	Channellock #
9C410	9 1/2	410
9C414	14	414

**WRIGHT TOOL CO.**

Tongue & Groove Pliers  
CHANNELLOCK® - Griplock



Mfg Part#	Size (in)	Channellock #
9CGL6	6	GL6
9CGL10	10	GL10
9CGL12	12	GL12

**WRIGHT TOOL CO.**

Tongue & Groove Pliers  
CHANNELLOCK® - Curved Jaw



Mfg Part#	Size (in)	Channellock #
9C422	9 1/2	422
9C442	12	442

**WRIGHT TOOL CO.**

Tongue & Groove Pliers  
CHANNELLOCK®  
CODE BLUE™



Mfg Part#	Size (in)	Capacity
9C420CB	9 1/2"	1 1/2"
9C430CB	10"	2"

**WRIGHT TOOL CO.**

Safety Wire Twister Pliers  
Clockwise Rotation



Mfg Part#	Size	Return	Length (in)
9465	Compact Automatic		8 3/8"
9466	Standard Automatic		10 3/8"
9467	Standard Manual		10 3/8"

**WRIGHT TOOL CO.**

Aviation Snips  
MIDWEST SNIPS®



Mfg Part#	Description	Color
9P6716L	Cuts Left 10"	Red
9P6716R	Cuts Right 10"	Green
9P6716S	Cuts Straight 10"	Yellow
9P6716B	Bulldog Snips	Orange

**WRIGHT TOOL CO.**

Metal Cutting Snips  
MIDWEST SNIPS®

Mfg Part#	Description
9P77S	Straight - 7"
9P107S	Straight - 10"
9P127S	Straight - 12"
9P77D	Duckbill - 7"
9P107D	Duckbill - 10"
9P127D	Duckbill - 12"

**WRIGHT TOOL CO.**

Offset Snips  
MIDWEST SNIPS®



Mfg Part#	Description
9P6510L	Left Cutting
9P6510R	Right Cutting

**WRIGHT TOOL CO.**

Metric Hollow Shaft Nut Driver Set  
Set No 9218 - 10 Piece

Set Includes:  
4mm, 4.5mm,  
5mm, 5.5mm,  
6mm, 7mm,  
8mm, 9mm,  
10mm, 11mm,  
and (1) A711  
Pouch



Mfg Part#
9218

**WRIGHT TOOL CO.**

Hollow Shaft Nut Driver Set  
Set No 9214 - 11 Piece

Set Includes:  
3/16", 7/32", 1/  
4", 9/32", 5/16",  
11/32", 3/8", 7/  
16", 1/2", 9/16",  
5/8", & (1)  
A711-Pouch



Mfg Part#
9214

**WRIGHT TOOL CO.**

Hollow Shaft Nut Driver Set  
Set No 9210 - 7 Piece

Set Includes: 3/  
16", 7/32", 1/4", 9/  
32", 5/16", 11/32", 3/  
8", & (1) A724-  
Pouch



Mfg Part#
9210

**WRIGHT TOOL CO.**

Hollow Shaft Nut Driver Set  
Set No 9212 - 7 Piece

Set Includes: 3/  
16", 1/4", 5/16",  
11/32", 3/8", 7/16",  
1/2" & (1) A724-  
Pouch



Mfg Part#
9212

**WRIGHT TOOL CO.**

Metric Hollow Shaft Nut Driver Set  
Set No 9216 - 7 Piece

Set Includes:  
5mm, 5.5mm,  
6mm, 7mm,  
8mm, 9mm,  
10mm, and (1)  
A724 Pouch



Mfg Part#
9216

**WRIGHT TOOL CO.**

Hollow Shaft Nut Drivers

Mfg Part#	Size (in)
9220	3/16"
9221	7/32"
9222	1/4"
9223	9/32"
9224	5/16"
9225	11-32
9226	3/8"
9227	7/16"
9228	1/2"
9229	9/16"
9230	5/8"



**WRIGHT TOOL CO.**

Metric Hollow Shaft Nut Drivers

Mfg Part#	Size (mm)
9236	4
9237	4.5
9238	5
9239	5.5
9240	6
9241	7
9242	8
9243	9
9244	10
9245	11



**WRIGHT TOOL CO.**

2-in-1 Pocket Screwdriver



Mfg Part#	Tip Size (in)	Length (in)	Blade Length (in)
9181	3/16 x #1 P	4 13/16	2 5/8

**WRIGHT TOOL CO.**

Four-Way Flip Screwdriver

Large Ergonomic 3-flute Handle



Mfg Part#	Tip Size (in)	Length (in)	Blade Length (in)
9180	3/16 x 5/16 #1 P x #2 P	7 1/2	3 1/2
9182	#0, #1, #2, #3	7 1/2	3 1/2

**WRIGHT TOOL CO.**

Screwdriver Set

Set No 9476 - 10 Piece

Set Includes: 9122, 9123, & 9124 Round Shank; 9115 & 9116 Cabinet Tip; 9101, 9104, 9105, & 9106 Phillips; 9135 Square Shank Screwdrivers; & (1) A714-Pouch



Mfg Part#
9476

**WRIGHT TOOL CO.**

Screwdriver Set

Set No 9475 - 5 Piece

Set Includes: 9124 & 9125 Round Shank; 9116 Cabinet Tip; 9105 Phillips; 9134 Square Shank Screwdrivers; & (1) A711-Pouch



Mfg Part#
9475

**WRIGHT TOOL CO.**

Screwdriver Set

Set No 9477 - 6 Piece

Set Includes: 9122, 9123, 9124, & 9125 Round Shank; 9116 Cabinet Tip; 9105 Phillips Screwdrivers; & (1) A711-Pouch



Mfg Part#
9477

**WRIGHT TOOL CO.**

Screwdriver Set

Set No 9464 - 6 Piece

Set Includes: 9122, 9123, 9125, 9126, & 9127 Round Shank; 9115 Cabinet Tip; & (1) A711-Pouch



Mfg Part#
9464

**WRIGHT TOOL CO.**

Phillips Screwdriver Set

Set No 9462 - 6 Piece

Set Includes: #2, #0, #1, #2, #3, #4 & (1) A711-Pouch



Mfg Part#
9462

**WRIGHT TOOL CO.**

Screwdriver Set

Set No 9463 - 8 Piece

Set Includes: 9123 & 9125 Round Shank; 9114, 9115, & 9116 Cabinet Tip; 9104, 9105, & 9106 Phillips Screwdrivers; and (1) A711-Pouch



Mfg Part#
9463

**WRIGHT TOOL CO.**

Cabinet Tip Screwdrivers

Large Ergonomic 3-flute Handle



Mfg Part#	Tip Size (in)	Length (in)	Blade Length (in)
9112	1/8	6	3
9113	1/8	8	5
9114	3/16	7	3
9115	3/16	8	4
9116	3/16	10	6
9117	3/16	12	8
9118	1/4	14 1/4	10

**WRIGHT TOOL CO.**

Cushion Grip Cabinet Tip Screwdrivers

Large Cushion Grip Handle



Mfg Part#	Tip Size (in)	Length (in)	Blade Length (in)
9162	3/16	7	3
9163	3/16	8	4
9164	3/16	10	6
9165	3/16	12	8
9166	1/4	14 1/2	10

**WRIGHT TOOL CO.**

Offset Screwdrivers

Mfg Part#	Description
9183	1/4"
9184	5/16"
9185	3/8"
9186	#1 x #2
9187	#2 x 1/4" slot



**WRIGHT TOOL CO.**

Phillips Screwdrivers

Large Ergonomic 3-flute Handle



Mfg Part#	Tip Size	Length (in)	Blade Length (in)
9101	#2	3 7/16	1 1/2
9103	#0	6	3
9104	#1	7	3
9105	#2	8 1/4	4
9106	#3	10 7/8	6
9107	#1	12	8
9108	#2	12 1/4	8
9109	#4	13 1/2	8



**WRIGHT TOOL CO.**

Cushion Grip Phillips Screwdrivers  
Large Cushion Grip Handle



Mfg Part#	Tip Size	Length (in)	Blade Length (in)
9141	#2	3 <sup>7</sup> / <sub>16</sub>	Stubby
9143	#1	7	3
9144	#2	8 <sup>1</sup> / <sub>4</sub>	4
9145	#3	10 <sup>7</sup> / <sub>8</sub>	6
9146	#4	13 <sup>1</sup> / <sub>2</sub>	8

**WRIGHT TOOL CO.**

Round Shank Screwdrivers  
Large Ergonomic 3-flute Handle



Mfg Part#	Tip Size (in)	Length (in)	Blade Length (in)
9122	1/4	3 <sup>7</sup> / <sub>16</sub>	1 <sup>1</sup> / <sub>2</sub>
9123	1/4	6	4
9124	1/4	10 <sup>1</sup> / <sub>4</sub>	6
9125	5/16	10 <sup>7</sup> / <sub>8</sub>	6
9126	3/8	13 <sup>1</sup> / <sub>2</sub>	8
9127	3/8	15 <sup>1</sup> / <sub>2</sub>	10
9128	3/8	17 <sup>1</sup> / <sub>2</sub>	12

**WRIGHT TOOL CO.**

Cushion Grip Round Shank Screwdrivers  
Large Cushion Grip Handle



Mfg Part#	Tip Size (in)	Length (in)	Blade Length (in)
9151	1/4	3 <sup>7</sup> / <sub>16</sub>	1 <sup>1</sup> / <sub>2</sub>
9152	1/4	8 <sup>1</sup> / <sub>4</sub>	4
9153	1/4	10 <sup>1</sup> / <sub>4</sub>	6
9154	5/16	10 <sup>7</sup> / <sub>8</sub>	6
9155	3/8	13 <sup>1</sup> / <sub>2</sub>	8
9156	3/8	15 <sup>1</sup> / <sub>2</sub>	10
9157	3/8	17 <sup>1</sup> / <sub>2</sub>	12

**WRIGHT TOOL CO.**

Square Shank Screwdrivers  
Large Ergonomic 3-flute Handle



Mfg Part#	Tip Size (in)	Length (in)	Blade Length (in)
9132	1/4	8 <sup>1</sup> / <sub>4</sub>	4
9133	1/4	10 <sup>1</sup> / <sub>4</sub>	6
9134	5/16	10 <sup>7</sup> / <sub>8</sub>	6
9135	3/8	13 <sup>1</sup> / <sub>2</sub>	8
9136	3/8	15 <sup>1</sup> / <sub>2</sub>	10
9137	3/8	17 <sup>1</sup> / <sub>2</sub>	12

**WRIGHT TOOL CO.**

Cushion Grip Square Shank Screwdrivers  
Large Cushion Grip Handle



Mfg Part#	Tip Size (in)	Length (in)	Blade Length (in)
9172	1/4	8 <sup>1</sup> / <sub>4</sub>	4
9173	1/4	10 <sup>1</sup> / <sub>4</sub>	6
9174	5/16	10 <sup>7</sup> / <sub>8</sub>	6
9175	3/8	13 <sup>1</sup> / <sub>2</sub>	8
9176	3/8	15 <sup>1</sup> / <sub>2</sub>	10
9177	3/8	17 <sup>1</sup> / <sub>2</sub>	12

**WRIGHT TOOL CO.**

1/4" Drive Spinners

Mfg Part#	Length (in)
2441	6"
2442	6" w/ female end



**WRIGHT TOOL CO.**

1/4" Drive Socket Set  
6, 12, & Special 8 Pt Standard, 6 & 12 Pt Deep & Screwdriver Sockets  
Set No 236 - 35 Piece

Set Includes:

- 6 Pt Standard Sockets: 3/16", 7/32", 1/4", 9/32", 5/16", 11/32", 3/8", 7/16", 1/2"
- 12 Pt Standard Socket: 9/16"
- 8 Pt Standard Sockets: 1/4", 5/16", 3/8"
- 6 Pt Deep Sockets: 3/16", 7/32", 1/4", 9/32", 5/16", 11/32", 3/8", 7/16", 1/2"
- 12 Pt Deep Socket: 9/16"
- Screwdriver Sockets with Bits: 3/16", 1/4", 23/64", #1, #2
- Attachments: (1) 4 3/4" Ratchet; (3) 2", 4", & 6" Extensions; (1) Flex Handle; (1) Spinner; (1) Universal; & Metal Box



Mfg Part#

236

**WRIGHT TOOL CO.**

1/4" Drive Socket Set  
6 Pt Standard & Deep  
Set No 223 - 23 Piece

Set Includes:

- Standard Sockets: 5/32", 3/16", 7/32", 1/4", 9/32", 5/16", 11/32", 3/8", 7/16", 1/2"
- Deep Sockets: 3/16", 1/4", 9/32", 5/16", 11/32", 3/8", 7/16", 1/2"
- Attachments: (1) 4 3/4" Ratchet, (2) 2" & 6" Extensions, (1) Spinner, (1) Universal, & Metal Box



Mfg Part#

223

**WRIGHT TOOL CO.**

1/4" Drive Metric Socket Set  
6 Pt Standard & Deep  
Set No 224 - 23 Piece

- Set Includes:
- 6 Pt Standard & Deep Sockets: 5mm, 6mm, 7mm, 8mm, 9mm, 10mm, 11mm, 12mm, 13mm
  - Attachments: (1) Ratchet, (2) 2" & 6" Extensions, (1) Spinner, (1) Universal, & Metal Box



Mfg Part#

224

**WRIGHT TOOL CO.**

1/4" Drive Socket Set  
6 Pt & Special 8 Pt Standard  
Set No 218 - 18 Piece

Set Includes:

- 6 Pt Standard Sockets: 3/16", 7/32", 1/4", 9/32", 5/16", 11/32", 3/8", 7/16", 1/2"
- 8 Pt Standard Sockets: 1/4", 5/16", 3/8"
- Attachments: (1) 4 3/4" Ratchet, (2) 2" & 6" Extensions, (1) Flex Handle, (1) Spinner, (1) Universal, & Metal Box



Mfg Part#

218

**WRIGHT TOOL CO.**

1/4" Drive Metric Socket Set  
6 Pt Standard  
Set No 221 - 17 Piece

- Set Includes:
- 4mm, 5mm, 5.5mm, 6mm, 7mm, 8mm, 9mm, 10mm, 11mm, 12mm, 13mm, 14mm, (1) Ratchet, (2) 2" & 6" Extensions, (1) Spinner, (1) Universal, & Metal Box



Mfg Part#

221

**WRIGHT TOOL CO.**

1/4" Drive Socket Set  
6 Pt Standard  
Set No 212 - 12 Piece

- Set Includes:
- 3/16", 7/32", 1/4", 9/32", 5/16", 11/32", 3/8", 7/16", 1/2" (1) Ratchet, (1) 2" Extension, (1) Spinner, & Metal Box



Mfg Part#

212

**WRIGHT TOOL CO.**

1/4" Drive Metric Socket Set  
6 Pt Standard  
Set No 256 - 11 Piece

Set Includes:

- 4mm, 5mm, 6mm, 7mm, 8mm, 9mm, 10mm, 11mm, 12mm, 13mm, 14mm, Rail & 11 Clips



Mfg Part#

256

**WRIGHT TOOL CO.**

1/4" Drive Socket Set  
6 Pt Standard  
Set No 200 - 10 Piece

Set Includes:

- 5/32", 3/16", 7/32", 1/4", 9/32", 5/16", 11/32", 3/8", 7/16", 1/2", Rail & 10 Clips



Mfg Part#

200

**WRIGHT TOOL CO.**

1/4" Drive Socket Set  
12 Pt Standard  
Set No 209 - 10 Piece

Set Includes:

- 3/16", 7/32", 1/4", 9/32", 5/16", 11/32", 3/8", 7/16", 1/2", 9/16", Rail & 10 Clips



Mfg Part#

209

**WRIGHT TOOL CO.**

1/4" Drive Socket Set  
12 Pt Deep  
Set No 210 - 10 Piece

Set Includes: 3/16", 7/32", 1/4", 9/32", 5/16", 11/32", 3/8", 7/16", 1/2", 9/16" Rail & 10 Clips



Mfg Part#  
210

**WRIGHT TOOL CO.**

1/4" Drive Metric Socket Set  
6 Pt Deep  
Set No 257 - 9 Piece

Set Includes: 5mm, 6mm, 7mm, 8mm, 9mm, 10mm, 11mm, 12mm, 13mm, Rail & 9 Clips



Mfg Part#  
257

**WRIGHT TOOL CO.**

1/4" Drive Socket Set  
6 Pt Deep  
Set No 208 - 9 Piece

Set Includes: 3/16", 7/32", 1/4", 9/32", 5/16", 11/32", 3/8", 7/16", 1/2", Rail & 9 Clips



Mfg Part#  
208

**WRIGHT TOOL CO.**

3/8" Drive Socket Set  
12 & 8 Pt Standard, 12 & 6 Pt Deep,  
12 Pt Flex, Hex Bit, & Phillips &  
Standard Screwdriver Sockets  
Set No 348 - 56 Piece

Set Includes:

- 12 Pt Standard Sockets: 1/4", 5/16", 3/8", 7/16", 1/2", 9/16", 5/8", 11/16", 3/4", 13/16", 7/8", 15/16", 1"
- 6 Pt Deep Sockets: 1/4", 5/16"
- 12 Pt Deep Sockets: 3/8", 7/16", 1/2", 9/16", 5/8", 11/16", 3/4", 13/16", 7/8", 15/16", 1"
- 12 Pt Flex Sockets: 3/8", 7/16", 1/2", 9/16", 5/8", 11/16", 3/4"
- 8 Pt Standard Sockets: 1/4", 5/16", 3/8", 7/16", 1/2"
- Hex Bit Sockets: 1/8", 5/32", 3/16", 7/32", 1/4", 5/16", 3/8"
- Phillips Screwdriver Sockets: #2, #3, #4
- Standard Screwdriver Sockets: 1/4"
- Attachments: (1) Ratchet; (3) 3", 5", & 12" Extensions; (1) Flex Handle; (1) Universal; (1) Sliding T; & Metal Box



Mfg Part#  
348

**WRIGHT TOOL CO.**

3/8" Drive Socket Set  
12 & 8 Pt Standard, 12 Pt Deep, & 12 Pt Flex  
Set No 346 - 32 Piece

Set Includes:

- 12 Pt Standard & Deep Sockets: 1/4", 5/16", 3/8", 7/16", 1/2", 9/16", 5/8", 11/16", 3/4", 13/16", 7/8", 15/16", 1"
- 8 Pt Standard Sockets: 1/4", 5/16", 3/8"
- 12 Pt Flex Sockets: 7/16", 1/2", 9/16", 5/8", 3/4"
- Attachments: (1) Ratchet; (3) 3", 5", & 12" Extensions; (1) Flex Handle; (1) Universal; (1) Sliding T; & Metal Box



Mfg Part#  
346

**WRIGHT TOOL CO.**

3/8" Drive Socket Set  
6 Pt Standard & Deep  
Set No 339 - 31 Piece

Set Includes:

- Standard & Deep Sockets: 1/4", 5/16", 3/8", 7/16", 1/2", 9/16", 5/8", 11/16", 3/4", 13/16", 7/8", 15/16", 1"
- Attachments: (1) Ratchet, (2) 3" & 5" Extensions, (1) Flex Handle, (1) Universal, & Metal Box



Mfg Part#  
339

**WRIGHT TOOL CO.**

3/8" Drive Socket Set  
12 Pt Standard & Deep  
Set No 340 - 29 Piece

Set Includes:

- Standard Sockets Only: 1/4", 5/16"
- Standard & Deep Sockets: 3/8", 7/16", 1/2", 9/16", 5/8", 11/16", 3/4", 13/16", 7/8", 15/16", 1"
- Attachments: (1) Ratchet, (2) 3" & 5" Extensions, (1) Flex Handle, (1) Universal, & Metal Box



Mfg Part#  
340

**WRIGHT TOOL CO.**

3/8" Drive Metric Socket Set  
6 Pt Standard & Deep  
Set No 377 - 27 Piece

Set Includes:

- Standard: 6mm, 7mm, 8mm, 9mm, 10mm, 11mm, 12mm, 13mm, 14mm, 15mm, 16mm, 17mm, 18mm, 19mm
- Deep: 10mm, 11mm, 12mm, 13mm, 14mm, 15mm, 16mm, 17mm, 18mm, 19mm
- Attachments: (1) Ratchet, (1) 5" Extension, (1) Flex Handle, & Metal Box



Mfg Part#  
377

**WRIGHT TOOL CO.**

3/8" Drive Socket Set  
12 Pt Standard & Deep

Set No 338 - 21 Piece

Set

Includes:

- Standard & Deep Sockets: 3/8", 7/16", 1/2", 9/16", 5/8", 11/16", 3/4", 13/16", 7/8"
- Attachments: (1) 5" Ratchet, (1) 5" Extension, (1) Flex Handle, & Metal Box



Mfg Part#

338

**WRIGHT TOOL CO.**

3/8" Drive Socket Set  
6 Pt Standard & Deep

Set No 337 - 21 Piece

Set

Includes:

- Standard & Deep Sockets: 3/8", 7/16", 1/2", 9/16", 5/8", 11/16", 3/4", 13/16", 7/8"
- Attachments: (1) Ratchet, (1) 5" Extension, (1) Flex Handle, & Metal Box



Mfg Part#

337

**WRIGHT TOOL CO.**

3/8" Drive Metric Socket Set  
6 & 12 Pt Standard

Set No 364 - 19 Piece

Set Includes:

- 6 Pt Standard Sockets: 6mm, 7mm
- 12 Pt Standard Sockets: 9mm, 10mm, 11mm, 12mm, 13mm, 14mm, 15mm, 16mm, 17mm, 18mm, 19mm
- Attachments: (1) Ratchet, (2) 3" & 12" Extensions, (1) Flex Handle, (1) Universal, & Metal Box



Mfg Part#

364

**WRIGHT TOOL CO.**

3/8" Drive Metric Socket Set  
6 Pt Standard

Set No 366 - 17 Piece

Set

Includes:

- 6mm, 7mm, 8mm, 9mm, 10mm, 11mm, 12mm, 13mm, 14mm, 15mm, 16mm, 17mm, 18mm, 19mm, (1) Ratchet, (1) 5" Extension, (1) Flex Handle, & Metal Box



Mfg Part#

366

**WRIGHT TOOL CO.**

3/8" Drive Socket Set  
12 Pt Standard

Set No 334 - 14 Piece

Set

Includes:

- 3/8", 7/16", 1/2", 9/16", 5/8", 11/16", 3/4", 13/16", 7/8", (1) Ratchet (knurled Grip), (2) 3" & 12" Extensions, (1) Flex Handle, (1) Universal, & Metal Box



Mfg Part#

334

**WRIGHT TOOL CO.**

3/8" Drive Socket Set  
6 Pt Standard

Set No 335 - 14 Piece

Set

Includes:

- 3/8", 7/16", 1/2", 9/16", 5/8", 11/16", 3/4", 13/16", 7/8", (1) Ratchet, (2) 3" & 12" Extensions, (1) Flex Handle, (1) Universal, & Metal Box



Mfg Part#

335

**WRIGHT TOOL CO.**

3/8" Drive Metric Socket Set  
6 Pt Standard

Set No 367 - 14 Piece

Set

Includes:

- 6mm, 7mm, 8mm, 9mm, 10mm, 11mm, 12mm, 13mm, 14mm, 15mm, 16mm, 17mm, (1) Ratchet, (1) 3" Extension, & Metal Box



Mfg Part#

367

**WRIGHT TOOL CO.**

3/8" Drive Socket Set  
6 Pt Standard

Set No 329 - 13 Piece

Set

Includes:

- 3/8", 7/16", 1/2", 9/16", 5/8", 11/16", 3/4", 13/16", 7/8", (1) Ratchet, (1) 5" Extension, (1) Flex Handle, (1) Universal, & Metal Box



Mfg Part#

329

**WRIGHT TOOL CO.**

3/8" Drive Socket Set  
12 Pt Standard

Set No 330 - 13 Piece

Set Includes:

- 3/8", 7/16", 1/2", 9/16", 5/8", 11/16", 3/4", 13/16", 7/8", (1) Ratchet, (1) 5" Extension, (1) Flex Handle, (1) Universal, & Metal Box



Mfg Part#

330

**WRIGHT TOOL CO.**

3/8" Drive Socket Set  
6 Pt Standard

Set No 327 - 11 Piece

Set  
Includes:  
3/8", 7/16",  
1/2", 9/16",  
5/8", 11/  
16", 3/4",  
13/16", 7/  
8", (1)  
Ratchet,  
(1) 5"  
Extension,  
&  
Metal Box



Mfg Part#  
327

**WRIGHT TOOL CO.**

3/8" Drive Socket Set  
12 Pt Standard

Set No 328 - 11 Piece

Set  
Includes:  
3/8", 7/16",  
1/2", 9/16",  
5/8", 11/16",  
3/4", 13/16",  
7/8", (1)  
Ratchet,  
(1) 5"  
Extension,  
& Metal  
Box



Mfg Part#  
328

**WRIGHT TOOL CO.**

3/8" Drive Metric Socket Set  
6 Pt Deep

Set No 355 - 14 Piece

Set Includes:  
6mm, 7mm,  
8mm, 9mm,  
10mm,  
11mm,  
12mm, 13mm, 14mm, 15mm, 16mm, 17mm,  
18mm, 19mm, Rail & 14 Clips



Mfg Part#  
355

**WRIGHT TOOL CO.**

3/8" Drive Metric Socket Set  
6 Pt Standard

Set No 354 - 14 Piece

Set  
Includes:  
6mm, 7mm, 8mm, 9mm, 10mm, 11mm,  
12mm, 13mm, 14mm, 15mm, 16mm, 17mm,  
18mm, 19mm, Rail & 14 Clips



Mfg Part#  
354

**WRIGHT TOOL CO.**

3/8" Drive Metric Socket Set  
12 Pt Standard

Set No 349 - 12 Piece

Set  
Includes:  
8mm, 9mm,  
10mm,  
11mm, 12mm, 13mm, 14mm, 15mm, 16mm,  
17mm, 18mm, 19mm, Rail & 12 Clips



Mfg Part#  
349

**WRIGHT TOOL CO.**

3/8" Drive Socket Set  
6 Pt Standard

Set No 312 - 11 Piece

Set  
Includes:  
1/4",  
5/16", 3/  
8", 7/16", 1/2", 9/16", 5/8", 11/16", 3/4", 13/16", 7/8",  
Rail & 11 Clips



Mfg Part#  
312

**WRIGHT TOOL CO.**

3/8" Drive Socket Set  
Special 8 Pt Standard

Set No 379 - 11 Piece

Set  
Includes:  
1/4", 5/16",  
3/8", 7/  
16", 1/2",  
9/16", 5/8", 11/16", 3/4", 13/16", 7/8", Rail & 11  
Clips



Mfg Part#  
379

**WRIGHT TOOL CO.**

3/8" Drive Socket Set  
12 Pt Standard

Set No 378 - 10 Piece

Set  
Includes:  
5/16", 3/8",  
7/16", 1/2",  
9/16", 5/8",  
11/16", 3/4", 13/16", 7/8", Rail & 10 Clips



Mfg Part#  
378

**WRIGHT TOOL CO.**

3/8" Drive Socket Set  
6 Pt Deep

Set No 304 - 9 Piece

Set  
Includes:  
3/8", 7/  
16", 1/2",  
9/16", 5/  
8", 11/16",  
3/4", 13/16", 7/8", Rail & 9 Clips



Mfg Part#  
304

**WRIGHT TOOL CO.**

3/8" Drive Socket Set  
12 Pt Deep

Set No 300 - 9 Piece

Set Includes: 3/  
8", 7/16", 1/2", 9/  
16", 5/8", 11/16",  
3/4", 13/16", 7/8",  
Rail & 9 Clips



Mfg Part#  
300



**WRIGHT TOOL CO.**

1/2" Drive Socket Set  
12 Pt Standard & Deep

Set No 427 - 27 Piece

Set Includes:

- 12 Pt Standard Sockets: 7/16", 1/2", 9/16", 5/8", 11/16", 3/4", 13/16", 7/8", 15/16", 1", 1 1/16", 1 1/8", 1 1/4"
- 12 Pt Deep Sockets: 1/2", 9/16", 5/8", 11/16", 3/4", 13/16", 7/8", 15/16"
- Attachments: (1) Ratchet (Knurled Steel Grip), (2) 5" & 10" Extensions, (1) Flex Handle, (1) Speeder, (1) Universal, & Metal Box



Mfg Part#

427

**WRIGHT TOOL CO.**

1/2" Drive Socket Set  
12 Pt Standard & Deep

Set No 425 - 24 Piece

Set Includes:

- 12 Pt Standard Sockets: 7/16", 1/2", 9/16", 5/8", 11/16", 3/4", 13/16", 7/8", 15/16", 1", 1 1/16", 1 1/8", 1 1/4"
- 12 Pt Deep Sockets: 1/2", 9/16", 5/8", 11/16", 3/4", 13/16", 7/8", 15/16"
- Attachments: (1) Ratchet (Knurled Steel Grip), (1) 10" Extension, (1) Flex Handle, & Metal Box



Mfg Part#

425

**WRIGHT TOOL CO.**

1/2" Drive Socket Set  
12 Pt Standard

Set No 424 - 25 Piece

Set Includes:

- 3/8", 7/16", 1/2", 9/16", 19/32", 5/8", 21/32", 11/16", 3/4", 25/32", 13/16", 7/8", 15/16", 31/32", 1", 1 1/16", 1 1/8", 1 3/16", 1 1/4"
- (1) Ratchet (Knurled Steel Grip); (3) 2", 5", & 10" Extensions; (1) Flex Handle; (1) Universal; & Metal Box



Mfg Part#

424

**WRIGHT TOOL CO.**

1/2" Drive Socket Set  
12 Pt Standard

Set No 422 - 19 Piece

Set Includes:

- 3/8", 7/16", 1/2", 9/16", 5/8", 11/16", 3/4", 13/16", 7/8", 15/16", 1", 1 1/16", 1 1/8", 1 3/16", 1 1/4", (1) Ratchet (Knurled Steel Grip), (1) 5" Extension, (1) Flex Handle, (1) Universal, & Metal Box



Mfg Part #

422

**WRIGHT TOOL CO.**

1/2" Drive Metric Socket Set  
12 Pt Standard

Set No 472 - 22 Piece

Set Includes:

- 9mm, 10mm, 11mm, 12mm, 13mm, 14mm, 15mm, 16mm, 17mm, 18mm, 19mm, 20mm, 21mm, 22mm, 23mm, 24mm, 25mm, 26mm, 30mm, 32mm, (1) Ratchet, (1) 5" Extension, & Metal Box



Mfg Part#

472

**WRIGHT TOOL CO.**

1/2" Drive Socket Set  
12 Pt Standard

Set No 417 - 15 Piece

Set Includes:

- 7/16", 1/2", 9/16", 5/8", 11/16", 3/4", 13/16", 7/8", 15/16", 1", 1 1/16", 1 1/8", 1 1/4", (1) Ratchet (Knurled Steel Grip), (1) 5" Extension, & Metal Box



Mfg Part#

417

**WRIGHT TOOL CO.**

1/2" Drive Socket Set  
6 Pt Standard

Set No 423 - 18 Piece

Set Includes:

- 3/8", 7/16", 1/2", 9/16", 5/8", 11/16", 3/4", 13/16", 7/8", 15/16", 1", 1 1/16", 1 1/8", 1 3/16", 1 1/4", (1) Ratchet (Knurled Steel Grip), (1) 5" Extension, (1) Flex Handle, & Metal Box



Mfg Part#

423

**WRIGHT TOOL CO.**

1/2" Drive Socket Set  
12 Pt Standard

Set No 418 - 12 Piece

Set Includes:

- 7/16", 1/2", 9/16", 5/8", 11/16", 3/4", 13/16", 7/8", 15/16", 1", (1) Ratchet (Knurled Steel Grip), (1) 5" Extension, & Metal Box



Mfg Part#

418

**WRIGHT TOOL CO.**

1/2" Drive Metric Socket Set  
12 Pt Standard

Set No 469 - 18 Piece

Set Includes:  
12mm, 13mm,  
14mm, 15mm,  
16mm, 17mm,  
18mm, 19mm,  
20mm, 21mm, 22mm, 23mm, 24mm, 25mm,  
26mm, 27mm, 30mm, 32mm, Rails & 18 Clips



Mfg Part#  
469

**WRIGHT TOOL CO.**

1/2" Drive Socket Set  
12 Pt Standard

Set No 416 - 14 Piece

Set Includes:  
7/16", 1/2",  
9/16", 5/8",  
11/16", 3/4", 13/16", 7/8", 15/16", 1", 1 1/16", 1  
1/8", 1 3/16", 1 1/4", Rails & 14 Clips



Mfg Part#  
416

**WRIGHT TOOL CO.**

1/2" Drive Socket Set  
6 Pt Standard

Set No 419 - 14 Piece

Set  
Includes:  
7/16", 1/  
2", 9/16",  
5/8", 11/16", 3/4", 13/16", 7/8", 15/16", 1", 1 1/16", 1  
1/8", 1 1/8", 1 3/16", 1 1/4", Rails & 14 Clips



Mfg Part#  
419

**WRIGHT TOOL CO.**

1/2" Drive Socket Set  
12 Pt Standard

Set No 416 - 14 Piece

Set  
Includes: 7/  
16", 1/2", 9/  
16", 5/8",  
11/16", 3/4", 13/16", 7/8", 15/16", 1", 1 1/16", 1  
1/8", 1 3/16", 1 1/4", Rails & 14 Clips



Mfg Part#  
416

**WRIGHT TOOL CO.**

1/2" Drive Socket Set  
Special 8 Pt Standard

Set No 450 - 13 Piece

Set Includes:  
7/16", 1/2", 9/  
16", 5/8", 11/  
16", 3/4", 13/16", 7/8", 15/16", 1", 1 1/16", 1 1/8", 1  
1/4", Rails & 13 Clips



Mfg Part#  
450

**WRIGHT TOOL CO.**

1/2" Drive Socket Set  
12 Pt Deep

Set No 402 - 11 Piece

Set Includes: 1/2",  
9/16", 5/8", 11/16",  
3/4", 13/16", 7/8",  
15/16", 1", 1 1/16",  
1 1/8", Rail & 11 Clips



Mfg Part#  
402

**WRIGHT TOOL CO.**

1/2" Drive Metric Socket Set  
12 Pt Deep

Set No 473 - 10 Piece

Set Includes:  
16mm, 17mm,  
18mm, 19mm,  
20mm, 21mm,  
22mm, 24mm, 25mm, 26mm, Rail & 10 Clips



Mfg Part#  
473

**WRIGHT TOOL CO.**

1/2" Drive Socket Set  
12 Pt Deep

Set No 409 - 8 Piece

Set Includes: 1/2", 9/  
16", 5/8", 11/16", 3/4",  
13/16", 7/8", 15/16",  
Rail & 8 Clips



Mfg Part#  
409

**WRIGHT TOOL CO.**

1/2" Drive Socket Set  
6 Pt Deep

Set No 410 - 8 Piece

Set Includes: 1/2",  
9/16", 5/8", 11/16",  
3/4", 13/16", 7/8",  
15/16", Rail & 8  
Clips



Mfg Part#  
410

**WRIGHT TOOL CO.**

3/4" Drive Socket Set  
12 Pt Standard

Set No 631 - 31 Piece

Set Includes: 7/8",  
15/16", 1", 1 1/16", 1  
1/8", 1 3/16", 1 1/4",  
1 5/16", 1 3/8", 1 7/  
16", 1 1/2", 1 9/16", 1  
5/8", 1 11/16", 1 3/4",  
1 13/16", 1 7/8", 2",  
2 1/16", 2 1/8", 2 3/16",  
2 1/4", 2 3/8", (1)  
Ratchet; (3) 1/2", 8"  
& 16" Extensions; (1) Flex Handle; (1) Bull  
Bar; (1) Sliding T; (1) Universal; & Metal Box



Mfg Part#  
631

**WRIGHT TOOL CO.**

3/4" Drive Metric Socket Set  
12 Pt Standard

Set No 650 - 31 Piece

Set Includes:  
19mm, 21mm,  
22mm, 23mm,  
24mm, 25mm,  
26mm, 27mm,  
28mm, 29mm,  
30mm, 31mm,  
32mm, 35mm,  
36mm, 38mm,  
41mm, 42mm,  
46mm, 50mm,  
54mm, 55mm, 58mm, 60mm, 3/4" Drive  
Ratchet, 3-1/2" Extension, 8" Extension, 16"  
Extension, 3/4" Drive Flex Handle, Sliding T,  
Universal, and a Metal Box



Mfg Part#  
650

**WRIGHT TOOL CO.**

3/4" Drive Socket Set  
12 Pt Standard

Set No 623 - 22 Piece

Set Includes:  
7/8", 15/16",  
1", 1 1/16", 1  
1/8", 1 3/16", 1  
1/4", 1 5/16", 1  
3/8", 1 7/16", 1  
1/2", 1 9/16", 1  
5/8", 1 11/16",  
1 3/4", 1 13/  
16", 1 7/8", 2",  
(1) Ratchet,  
(2) 3 1/2" &  
8" Extensions, (1) Sliding T, & Metal Box



Mfg Part#  
623

**WRIGHT TOOL CO.**

3/4" Drive Socket Set  
12 Pt Standard

Set No 618 - 19 Piece

Set Includes: 7/  
8", 15/16", 1", 1 1/  
16", 1 1/8", 1 1/4",  
1 5/16", 1 3/8", 1  
7/16", 1 1/2", 1 5/  
8", 1 11/16", 1 3/  
4", 1 13/16", 1 7/  
8", 2", (1)  
Ratchet, (1) 8" Extension, (1) Flex Handle, &  
Metal Box



Mfg Part  
618

**WRIGHT TOOL CO.**

3/4" Drive Socket Set  
12 Pt Standard

Set No 618 - 19 Piece

Set  
Includes: 7/  
8", 15/16", 1",  
1 1/16", 1 1/  
8", 1 1/4", 1 5/  
16", 1 3/8", 1  
7/16", 1 1/2",  
1 5/8", 1 11/  
16", 1 3/4", 1  
13/16", 1 7/8",  
2", (1) Ratchet, (1) 8" Extension, (1) Flex Han-  
dle, & Metal Box



Mfg Part#  
618

**WRIGHT TOOL CO.**

Mfg Part#  
610

3/4" Drive Socket Set  
12 Pt Standard

Set No 614 - 13 Piece

Set Includes:  
7/8", 15/16", 1",  
1 1/16", 1 1/8",  
1 1/4", 1 5/16",  
1 3/8", 1 7/16",  
1 1/2", 1 5/8",  
(1) Ratchet,  
(1) 8" Exten-  
sion, & Metal Box



Mfg Part#  
614

**WRIGHT TOOL CO.**

3/4" Drive Socket Set  
6 Pt Standard

Set No 625 - 13 Piece

Set  
Includes: 3/  
4", 13/16", 7/  
8", 15/16", 1",  
1 1/16", 1 1/  
8", 1 3/16", 1  
1/4", 1 5/16",  
1 3/8", 1 7/16", 1 1/2", & Metal Box



Mfg Part#  
625

**WRIGHT TOOL CO.**

3/4" Drive Metric Socket Set  
12 Pt Standard

Set No 624 - 24 Piece

Set  
Includes:  
19mm,  
21mm,  
22mm,  
23mm,  
24mm, 25mm, 26mm, 27mm, 28mm, 29mm,  
30mm, 31mm, 32mm, 35mm, 36mm, 38mm,  
41mm, 42mm, 46mm, 50mm, 54mm, 55mm,  
58mm, 60mm, & Cardboard Carton



Mfg Part#  
624

**WRIGHT TOOL CO.**

3/4" Drive Socket Set  
6 Pt Standard

Set No 610 - 14 Piece

Set  
Includes: 3/  
4", 13/16", 7/  
8", 15/16", 1", 1 1/16", 1 1/8", 1 3/16", 1 1/4", 1 5/  
16", 1 3/8", 1 7/16", 1 1/2", 1 5/8", & Cardboard  
Carton



**WRIGHT TOOL CO.**

1" Drive Socket Set  
12 Pt Standard

Set No 829 - 29 Piece

Set Includes: 1 7/  
16", 1 1/2", 1 5/8", 1  
11/16", 1 3/4", 1 13/  
16", 1 7/8", 1 15/  
16", 2", 2 1/8", 2 3/  
16", 2 1/4", 2 5/16", 2  
3/8", 2 7/16", 2 1/2",  
2 9/16", 2 5/8", 2 3/  
4", 2 13/16", 2 15/  
16", 3", 3 1/8", (1)  
Ratchet, (2) 8" &  
17" Extensions, (1) Flex Handle, (1) Bull Bar,  
(1) Sliding T, & Metal Box



Mfg Part#  
829

**WRIGHT TOOL CO.**

1" Drive Socket Set  
12 Pt Standard

Set No 821 - 21 Piece

Set  
Includes: 1  
7/16", 1 1/2",  
1 5/8", 1 11/  
16", 1 3/4", 1  
13/16", 1 7/  
8", 2", 2 1/8",  
2 3/16", 2 1/  
4", 2 3/8", 2  
1/2", 2 5/8",  
2 3/4", 2 15/  
16", 3 1/8",  
(1)  
Ratchet,  
(2) 8" & 17"  
Extensions, (1) Sliding T, & Metal Box



Mfg Part#  
821

**WRIGHT TOOL CO.**

1/4" Drive Sockets  
6 Pt Standard

Mfg Part#	Size (in)
2005	5/32
2006	3/16
2007	7/32
2008	1/4
2009	9/32
2010	5/16
2011	11/32
2012	3/8
2014	7/16
2016	1/2



**WRIGHT TOOL CO.**

1/4" Drive Sockets  
12 Pt Standard

Mfg Part#	Size (in)
2106	3/16
2107	7/32
2108	1/4
2109	9/32
2110	5/16
2111	11/32
2112	3/8
2114	7/16
2116	1/2
2118	9/16



**WRIGHT TOOL CO.**

1/4" Drive Sockets  
12 Pt Deep  
Black Industrial Finish

Mfg Part#	Size (in)
32606	3/16
32607	7/32
32608	1/4
32609	9/32
32610	5/16
32611	11/32
32612	3/8
32614	7/16
32616	1/2
32618	9/16



**WRIGHT TOOL CO.**

1/4" Drive Sockets  
6 Pt Deep

Mfg Part#	Size (in)
2506	3/16
2507	7/32
2508	1/4
2509	9/32
2510	5/16
2511	11/32
2512	3/8
2514	7/16
2516	1/2



**WRIGHT TOOL CO.**

1/4" Drive Sockets  
12 Pt Deep

Mfg Part#	Size (in)
2606	3/16
2607	7/32
2608	1/4
2609	9/32
2610	5/16
2611	11/32
2612	3/8
2614	7/16
2616	1/2
2618	9/16



**WRIGHT TOOL CO.**

1/4" Drive Metric Sockets  
6 Pt Standard

Mfg Part#	Size (mm)
20-04mm	4
20-5.5mm	5.5
20-05mm	5
20-06mm	6
20-07mm	7
20-08mm	8
20-09mm	9
20-10mm	10
20-11mm	11
20-12mm	12
20-13mm	13
20-14mm	14



**WRIGHT TOOL CO.**

1/4" Drive Sockets  
Special 8 Pt Standard

This exclusively designed socket is the only one for use on both square and hex fasteners. Competitor designs look similar and can turn square nut but not both. There is no need to buy two sockets of and particular size when one will do the job. Wright's Special 8 Pt design is th only socket that fits both types of nuts interchangeably.

Mfg Part#	Size (in)
2308	1/4
2310	5/16
2312	3/8



**WRIGHT TOOL CO.**

1/4" Drive Sockets  
12 Pt Standard  
Black Industrial Finish

Mfg Part#	Size (in)
32106	3/16
32107	7/32
32108	1/4
32109	9/32
32110	5/16
32111	11/32
32112	3/8
32114	7/16
32116	1/2
32118	9/16



**WRIGHT TOOL CO.**

1/4" Drive Metric Sockets  
6 Pt Deep

Mfg Part#	Size (mm)
25-04mm	4
25-05mm	5
25-06mm	6
25-07mm	7
25-08mm	8
25-09mm	9
25-10mm	10
25-11mm	11
25-12mm	12
25-13mm	13





**WRIGHT TOOL CO.**

3/8" Drive Sockets  
12 Pt Deep

Mfg Part#	Size (in)
3612	3/8
3614	7/16
3616	1/2
3618	9/16
3620	5/8
3622	11/16
3624	3/4
3626	13/16
3628	7/8
3630	15/16
3632	1



**WRIGHT TOOL CO.**

3/8" Drive Sockets  
Special 8 Pt Standard  
for Both Square & Hex Fasteners

This exclusively designed socket is the only one for use on both square and hex fasteners. Competitor designs look similar and can turn square nut but not both. There is no need to buy two sockets of and particular size when one will do the job. Wright's Special 8 Pt design is the only socket that fits both types of nuts interchangeably.



Mfg Part#	Size
3308	1/4
3310	5/16
3312	3/8
3314	7/16
3316	1/2
3318	9/16
3320	5/8
3322	11/16
3324	3/4
3326	13/16
3328	7/8

**WRIGHT TOOL CO.**

3/8" Drive Sockets  
6 Pt Standard  
Black Industrial Finish

Mfg Part#	Size (in)
33008	1/4
33010	5/16
33012	3/8
33014	7/16
33016	1/2
33018	9/16
33020	5/8
33022	11/16
33024	3/4
33026	13/16
33028	7/8
33030	15/16
33032	1



**WRIGHT TOOL CO.**

3/8" Drive Metric Sockets  
12 Pt Deep

Mfg Part#	Size (mm)
36-09mm	9
36-10mm	10
36-11mm	11
36-12mm	12
36-13mm	13
36-14mm	14
36-15mm	15
36-17mm	17
36-19mm	19



**WRIGHT TOOL CO.**

3/8" Drive Sockets  
6 Pt Deep  
Black Industrial Finish

Mfg Part#	Size (in)
33508	1/4
33510	5/16
33512	3/8
33514	7/16
33516	1/2
33518	9/16
33520	5/8
33522	11/16
33524	3/4
33526	13/16
33528	7/8
33530	15/16
33532	1



**WRIGHT TOOL CO.**

3/8" Drive Sockets  
12 Pt Standard  
Black Industrial Finish

Mfg Part#	Size (in)
33108	1/4
33110	5/16
33112	3/8
33114	7/16
33116	1/2
33118	9/16
33120	5/8
33122	11/16
33124	3/4
33126	13/16
33128	7/8
33130	15/16
33132	1



**WRIGHT TOOL CO.**

3/8" Drive Sockets  
12 Pt Deep  
Black Industrial Finish

Mfg Part#	Size (in)
33612	3/8
33614	7/16
33616	1/2
33618	9/16
33620	5/8
33622	11/16
33624	3/4
33626	13/16
33628	7/8



**WRIGHT TOOL CO.**

3/8" Drive Metric Sockets  
6 Pt Standard

Mfg Part#	Size (mm)
30-06mm	6
30-07mm	7
30-08mm	8
30-09mm	9
30-10mm	10
30-11mm	11
30-12mm	12
30-13mm	13
30-14mm	14
30-15mm	15
30-16mm	16
30-17mm	17
30-18mm	18
30-19mm	19





**WRIGHT TOOL CO.**  
3/8" Drive Metric Sockets  
6 Pt Deep

Mfg Part#	Size (mm)
35-06mm	6
35-07mm	7
35-08mm	8
35-09mm	9
35-10mm	10
35-11mm	11
35-12mm	12
35-13mm	13
35-14mm	14
35-15mm	15
35-16mm	16
35-17mm	17
35-18mm	18
35-19mm	19



**WRIGHT TOOL CO.**  
3/8" Drive Sockets  
6 Pt Standard

Mfg Part#	Size (in)
3008	1/4
3010	5/16
3012	3/8
3014	7/16
3016	1/2
3018	9/16
3020	5/8
3022	11/16
3024	3/4
3026	13/16
3028	7/8
3030	15/16
3032	1



**WRIGHT TOOL CO.**  
3/8" Drive Sockets  
12 Pt Standard

Mfg Part#	Size (in)
3108	1/4
3110	5/16
3112	3/8
3114	7/16
3116	1/2
3118	9/16
3120	5/8
3122	11/16
3124	3/4
3126	13/16
3128	7/8
3130	15/16
3132	1



**WRIGHT TOOL CO.**  
3/8" Drive Metric Sockets  
12 Pt Standard

Mfg Part#	Size (mm)
31-08mm	8
31-09mm	9
31-10mm	10
31-11mm	11
31-12mm	12
31-13mm	13
31-14mm	14
31-15mm	15
31-16mm	16
31-17mm	17
31-18mm	18
31-19mm	19
31-20mm	20
31-21mm	21
31-22mm	22



**WRIGHT TOOL CO.**  
3/8" Drive Sockets  
6 Pt Deep

Mfg Part#	Size (in)
3508	1/4
3510	5/16
3512	3/8
3514	7/16
3516	1/2
3518	9/16
3520	5/8
3522	11/16
3524	3/4
3526	13/16
3528	7/8
3530	15/16
3532	1



**WRIGHT TOOL CO.**  
1/2" Drive Sockets  
6 Pt Standard

Mfg Part#	Size (in)
4012	3/8
4014	7/16
4016	1/2
4018	9/16
4020	5/8
4022	11/16
4024	3/4
4026	13/16
4028	7/8
4030	15/16
4032	1
4034	1 1/16
4036	1 1/8
4038	1 3/16
4040	1 1/4
4042	1 5/16
4044	1 3/8
4046	1 7/16
4048	1 1/2



**WRIGHT TOOL CO.**  
3/8" Drive Spark Plug Holding Sockets - 6 Pt

Mfg Part#	Size
3588	18mm Spark Plug Holding
3590	5/8" Spark Plug Holding
3596	13/16" Spark Plug Holding



**WRIGHT TOOL CO.**  
1/2" Drive Sockets  
6 Pt Deep

Mfg Part#	Size (in)
4512	3/8
4514	7/16
4516	1/2
4518	9/16
4520	5/8
4522	11/16
4524	3/4
4526	13/16
4528	7/8
4530	15/16
4532	1
4534	1 1/16
4536	1 1/8
4540	1 1/4
4542	1 5/16
4544	1 3/8
4546	1 7/16
4548	1 1/2



**WRIGHT TOOL CO.**  
1/2" Drive Sockets  
12 Pt Deep

Mfg Part#	Size (in)
4612	3/8
4614	7/16
4616	1/2
4618	9/16
4620	5/8
4622	11/16
4624	3/4
4626	13/16
4628	7/8
4630	15/16
4632	1
4634	1 1/16
4636	1 1/8
4638	1 3/16
4640	1 1/4
4642	1 5/16
4644	1 3/8
4646	1 7/16
4648	1 1/2



**WRIGHT TOOL CO.**  
1/2" Drive Sockets  
6 Pt Standard  
Black Industrial Finish

Mfg Part#	Size (in)
34012	3/8
34014	7/16
34016	1/2
34018	9/16
34020	5/8
34022	11/16
34024	3/4
34026	13/16
34028	7/8
34030	15/16
34032	1
34034	1 1/16
34036	1 1/8
34038	1 3/16
34040	1 1/4
34042	1 5/16
34044	1 3/8
34046	1 7/16
34048	1 1/2



**WRIGHT TOOL CO.**  
1/2" Drive Sockets  
12 Pt Standard

Mfg Part#	Size (in)
4112	3/8
4114	7/16
4116	1/2
4118	9/16
4119	19/32
4120	5/8
4121	21/32
4122	11/16
4124	3/4
4125	25/32
4126	13/16
4128	7/8
7129	29/32
4130	15/16
4131	31/32
4132	1
4134	1 1/16
4136	1 1/8
4138	1 3/16
4140	1 1/4
4142	1 5/16
4144	1 3/8
4146	1 7/16
4148	1 1/2



**WRIGHT TOOL CO.**  
1/2" Drive Sockets  
Special 8 Pt Standard  
for Both Square & Hex Fasteners

This exclusively designed socket is the only one for use on both square and hex fasteners. Competitor designs look similar and can turn square nut but not both. There is no need to buy two sockets of and particular size when one will do the job. Wright's Special 8 Pt design is the only socket that fits both types of nuts interchangeably.



Mfg Part#	Size
4312	3/8
4314	7/16
4316	1/2
4318	9/16
4320	5/8
4322	11/16
4324	3/4
4326	13/16
4328	7/8
4330	15/16
4332	1
4334	1 1/16
4336	1 1/8
4340	1 1/4

**WRIGHT TOOL CO.**  
1/2" Drive Sockets  
12 Pt Standard  
Black Industrial Finish

Mfg Part#	Size (in)
34112	3/8
34114	7/16
34116	1/2
34118	9/16
34120	5/8
34122	11/16
34124	3/4
34126	13/16
34128	7/8
34130	15/16
34132	1
34134	1 1/16
34136	1 1/8
34138	1 3/16
34140	1 1/4
34142	1 5/16
34144	1 3/8
34146	1 7/16
34148	1 1/2



**WRIGHT TOOL CO.**

1/2" Drive Sockets  
12 Pt Deep  
Black Industrial Finish

Mfg Part#	Size (in)
34612	3/8
34614	7/16
34616	1/2
34618	9/16
34620	5/8
34622	11/16
34624	3/4
34626	13/16
34628	7/8
34630	15/16
34632	1
34634	1 1/16
34636	1 1/8
34638	1 3/16
34640	1 1/4
34642	1 5/16
34644	1 3/8
34646	1 7/16
34648	1 1/2



**WRIGHT TOOL CO.**

1/2" Drive Flip Socket  
For Wheel Lug Nuts

Mfg Part#	Size (in)
4990	3/4" x 1 1/16"



**WRIGHT TOOL CO.**

1/2" Drive Metric Sockets  
12 Pt Standard

Mfg Part#	Size (mm)
41-09mm	9
41-10mm	10
41-11mm	11
41-12mm	12
41-13mm	13
41-14mm	14
41-15mm	15
41-16mm	16
41-17mm	17
41-18mm	18
41-19mm	19
41-20mm	20
41-21mm	21
41-22mm	22
41-23mm	23
41-24mm	24
41-25mm	25
41-26mm	26
41-27mm	27
41-28mm	28
41-29mm	29
41-30mm	30
41-32mm	32
41-36mm	36



**WRIGHT TOOL CO.**

1/2" Drive Metric Sockets  
12 Pt Deep

Mfg Part#	Size (mm)
46-09mm	9
46-10mm	10
46-11mm	11
46-12mm	12
46-13mm	13
46-14mm	14
46-15mm	15
46-16mm	16
46-17mm	17
46-18mm	18
46-19mm	19
46-20mm	20
46-21mm	21
46-22mm	22
46-24mm	24
46-25mm	25
46-26mm	26



**WRIGHT TOOL CO.**

1/2" Drive Sockets  
6 Pt Deep  
Black Industrial Finish

Mfg Part#	Size (in)
34514	7/16
34516	1/2
34518	9/16
34520	5/8
34522	11/16
34524	3/4
34526	13/16
34528	7/8
34530	15/16
34532	1
34534	1 1/16
34536	1 1/8
34540	1 1/4



**WRIGHT TOOL CO.**

1/2" Drive Metric Flip Socket  
For Wheel Lug Nuts

Mfg Part#	Size (mm)
48-91mm	19 x 21



**WRIGHT TOOL CO.**

1/2" Drive Spark Plug Holding Sockets - 6 Pt

Mfg Part#	Size (in)
4590	5/8
4596	13/16
4598	7/8



**WRIGHT TOOL CO.**

3/4" Drive Sockets  
12 Pt Standard

Mfg Part#	Size (in)
6124	3/4
6126	13/16
6128	7/8
6130	15/16
6132	1
6134	1 1/16
6136	1 1/8
6138	1 3/16
6140	1 1/4
6142	1 5/16
6144	1 3/8
6146	1 7/16
6148	1 1/2
6150	1 9/16
6152	1 5/8
6154	1 11/16
6156	1 3/4
6158	1 13/16
6160	1 7/8
6164	2
6168	2 1/8
6170	2 3/16
6176	2 3/8



**WRIGHT TOOL CO.**

3/4" Drive Metric Sockets  
6 Pt Standard

Mfg Part#	Size (mm)
61-19mm	19
61-21mm	21
61-22mm	22
61-23mm	23
61-24mm	24
61-25mm	25
61-26mm	26
61-27mm	27
61-28mm	28
61-29mm	29
61-30mm	30
61-31mm	31
61-32mm	32
61-35mm	35
61-36mm	36
61-38mm	38
61-41mm	41
61-42mm	42
61-46mm	46
61-50mm	50
61-54mm	54
61-55mm	55
61-58mm	58
61-60mm	60



**WRIGHT TOOL CO.**

3/4" Drive Thin Wall Power Sockets -  
12 Pt  
Black Industrial Finish

Mfg Part#	Size (in)
6724	3/4
6726	13/16
6728	7/8
6730	15/16
6732	1
6734	1 1/16
6736	1 1/8
6738	1 3/16
6740	1 1/4
6742	1 5/16
6744	1 3/8
6746	1 7/16
6748	1 1/2
6750	1 9/16
6752	1 5/8
6754	1 11/16
6756	1 3/4
6758	1 13/16
6760	1 7/8
6764	2
6766	2 1/8
6768	2 1/8
6770	2 3/16
6772	2 1/4
6776	2 3/8



**WRIGHT TOOL CO.**

3/4" Drive Sockets  
6 Pt Deep

Mfg Part#	Size (in)
6524	3/4
6526	13/16
6528	7/8
6530	15/16
6532	1
6534	1 1/16
6536	1 1/8
6538	1 3/16
6540	1 1/4
6542	1 5/16
6544	1 3/8
6546	1 7/16
6548	1 1/2
6552	1 5/8



**WRIGHT TOOL CO.**

1" Drive Sockets  
12 Pt Standard

Mfg Part#	Size (in)
8134	1 <sup>1</sup> / <sub>16</sub>
8136	1 <sup>1</sup> / <sub>8</sub>
8138	1 <sup>3</sup> / <sub>16</sub>
8140	1 <sup>1</sup> / <sub>4</sub>
8142	1 <sup>5</sup> / <sub>16</sub>
8144	1 <sup>3</sup> / <sub>8</sub>
8146	1 <sup>7</sup> / <sub>16</sub>
8148	1 <sup>1</sup> / <sub>2</sub>
8152	1 <sup>5</sup> / <sub>8</sub>
8154	1 <sup>11</sup> / <sub>16</sub>
8156	1 <sup>3</sup> / <sub>4</sub>
8158	1 <sup>13</sup> / <sub>16</sub>
8160	1 <sup>7</sup> / <sub>8</sub>
8162	1 <sup>15</sup> / <sub>16</sub>
8164	2
8166	2 <sup>1</sup> / <sub>16</sub>
8168	2 <sup>1</sup> / <sub>8</sub>
8170	2 <sup>3</sup> / <sub>16</sub>
8172	2 <sup>1</sup> / <sub>4</sub>
8174	2 <sup>5</sup> / <sub>16</sub>
8176	2 <sup>3</sup> / <sub>8</sub>
8178	2 <sup>7</sup> / <sub>16</sub>
8180	2 <sup>1</sup> / <sub>2</sub>
8182	2 <sup>9</sup> / <sub>16</sub>
8184	2 <sup>3</sup> / <sub>4</sub>
8188	2 <sup>3</sup> / <sub>4</sub>
8190	2 <sup>13</sup> / <sub>16</sub>
8194	2 <sup>15</sup> / <sub>16</sub>
8196	3
8197	3 <sup>1</sup> / <sub>8</sub>
8198	3 <sup>3</sup> / <sub>8</sub>
8199	3 <sup>1</sup> / <sub>2</sub>



**WRIGHT TOOL CO.**

3/8" Drive Impact Socket Set  
6 Pt Standard Metric

Set No 359 - 14 Piece

Set Includes:  
6mm, 7mm, 8mm, 9mm, 10mm, 11mm, 12mm, 13mm, 14mm, 15mm, 16mm, 17mm, 18mm, 19mm, Rail & 14 Clips



Mfg Part#  
359

**WRIGHT TOOL CO.**

3/8" Drive Impact Socket Set  
6 Pt Deep Metric

Set No 358 - 14 Piece

Set Includes:  
6mm, 7mm, 8mm, 9mm, 10mm, 11mm, 12mm, 13mm, 14mm, 15mm, 16mm, 17mm, 18mm, 19mm, Rail & 14 Clips



Mfg Part#  
358

**WRIGHT TOOL CO.**

3/8" Drive Impact Socket Set  
6 Pt Deep Metric

Set No 357 - 12 Piece

Set Includes:  
8mm, 9mm, 10mm, 11mm, 12mm, 13mm, 14mm, 15mm, 16mm, 17mm, 18mm, 19mm, Rail & 12 Clips



Mfg Part#  
357

**WRIGHT TOOL CO.**

3/8" Drive Impact Socket Set  
6 Pt Standard Metric

Set No 356 - 12 Piece

Set Includes:  
8mm, 9mm, 10mm, 11mm, 12mm, 13mm, 14mm, 15mm, 16mm, 17mm, 18mm, 19mm, Rail & 12 Clips



Mfg Part#  
356

**WRIGHT TOOL CO.**

3/8" Drive Impact Socket Set  
6 Pt Deep Metric

Set No 352 - 10 Piece

Set Includes:  
10mm, 11mm, 12mm, 13mm, 14mm, 15mm, 16mm, 17mm, 18mm, 19mm, Rail & 10 Clips



Mfg Part#  
352

**WRIGHT TOOL CO.**

3/8" Drive Impact Socket Set  
6 Pt Deep

Set No 314 - 8 Piece

Set Includes: 5/16", 3/8", 7/16", 1/2", 9/16", 5/8", 11/16", 3/4", Rail & 8 Clips



Mfg Part# Impact  
314 Deep

**WRIGHT TOOL CO.**

3/8" Drive Impact Socket Set  
6 Pt Standard

Set No 313 - 8 Piece

Set Includes:  
5/16", 3/8", 7/16", 1/2", 9/16", 5/8", 11/16", 3/4", Rail & 8 Clips



Mfg Part# Impact  
313 Deep

**WRIGHT TOOL CO.**

1/2" Drive Impact Socket Set  
6 Pt Standard Metric

Set No 466 - 16 Piece

Set Includes:  
10mm, 11mm, 12mm, 13mm, 14mm, 15mm, 16mm, 17mm, 18mm, 19mm, 20mm, 21mm, 22mm, 23mm, 24mm, 27mm, Rails & 16 Clips



Mfg Part#  
466



**WRIGHT TOOL CO.**

1/2" Drive Impact Socket Set  
6 Pt Deep Metric

Set No 467 - 16 Piece

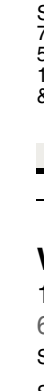
Set Includes:   
10mm,  
11mm,  
12mm, 13mm, 14mm, 15mm, 16mm, 17mm,  
18mm, 19mm, 20mm, 21mm, 22mm, 23mm,  
24mm, 27mm, Rails & 16 Clips

Mfg Part#  
467

**WRIGHT TOOL CO.**

1/2" Drive Impact Socket Set  
6 Pt Standard Metric

Set No 460 - 12 Piece

Set Includes:   
10mm,  
11mm,  
12mm, 13mm, 14mm, 15mm, 16mm, 17mm,  
18mm, 19mm, 20mm, 21mm, Rail & 12 Clips

Mfg Part#  
460

**WRIGHT TOOL CO.**

1/2" Drive Impact Socket Set  
6 Pt Deep Metric

Set No 461 - 12 Piece

Set Includes:   
10mm, 11mm,  
12mm, 13mm,  
14mm, 15mm,  
16mm, 17mm,  
18mm, 19mm, 20mm, 21mm, Rails & 16 Clips

Mfg Part#  
461

**WRIGHT TOOL CO.**

1/2" Drive Impact Socket Set  
6 Pt Deep

Set No 407 - 14 Piece

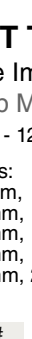
Set Includes:   
3/8", 7/16", 1/2",  
9/16", 5/8", 11/  
16", 3/4", 13/16",  
7/8", 15/16", 1", 1 1/16", 1 1/8", 1 1/4", Rails & 14  
Clips

Mfg Part#  
407

**WRIGHT TOOL CO.**

1/2" Drive Impact Socket Set  
6 Pt Standard

Set No 415 - 13 Piece

Set Includes:   
7/16", 1/2", 9/16",  
5/8", 11/16", 3/4",  
13/16", 7/8", 15/16", 1", 1 1/16", 1 1/8", 1 1/4", Rails  
& 13 Clips

Mfg Part#  
415

**WRIGHT TOOL CO.**

1/2" Drive Impact Socket Set  
6 Pt Standard

Set No 411 - 11 Piece

Set Includes:   
7/16", 1/2", 9/  
16", 5/8", 11/  
16", 3/4", 13/  
16", 7/8", 15/16", 1", 1 1/16", Rail & 11 Clips

Mfg Part#  
411

**WRIGHT TOOL CO.**

1/2" Drive Impact Socket Set  
6 Pt Deep

Set No 414 - 11 Piece


Set Includes:   
1/2", 9/16", 5/8", 11/  
16", 3/4", 13/16",  
7/8", 15/16", 1", 1  
1/16", 1 1/8", Rail & 11 Clips

Mfg Part#  
414

**WRIGHT TOOL CO.**

1/2" Drive Impact Socket Set  
6 Pt Deep

Set No 412 - 11 Piece

Set Includes:   
3/8",  
7/16", 1/2", 9/16", 5/  
8", 11/16", 3/4", 13/  
16", 7/8", 15/16", 1",  
Rail & 11 Clips

Mfg Part#  
412

**WRIGHT TOOL CO.**

1/2" Drive Impact Socket Set  
6 Pt Standard

Set No 408 - 7 Piece


Set Includes:   
7/  
16", 1/2", 9/16", 5/  
8", 11/16", 3/4",  
13/16", Rail & 7  
Clips

Mfg Part#  
408

**WRIGHT TOOL CO.**

3/4" Drive Impact Socket Set  
12 Pt Standard Metric

Set No 624 - 24 Piece

Set Includes:   
19mm,  
21mm,  
22mm,  
23mm,  
24mm, 25mm, 26mm, 27mm, 28mm, 29mm,  
30mm, 31mm, 32mm, 35mm, 36mm, 38mm,  
41mm, 42mm, 46mm, 50mm, 54mm, 55mm,  
58mm, 60mm, & Cardboard Carton

Mfg Part#  
624

**WRIGHT TOOL CO.**

3/4" Drive Impact Socket Set  
6 Pt Standard Metric

Set No 655 - 19 Piece

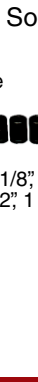
Set Includes:   
17mm,  
19mm,  
20mm,  
21mm,  
22mm, 23mm, 24mm, 26mm, 27mm, 28mm,  
29mm, 30mm, 32mm, 33mm, 34mm, 35mm,  
36mm, 38mm, 41mm, and Cardboard Box

Mfg Part#  
655

**WRIGHT TOOL CO.**

3/4" Drive Impact Socket Set  
6 Pt Standard

Set No 610 - 14 Piece


Set Includes:   
4", 13/16", 7/  
8", 15/16", 1", 1 1/16", 1 1/8", 1 3/16", 1 1/4", 1 5/  
16", 1 3/8", 1 7/16", 1 1/2", 1 5/8", & Cardboard  
Carton

Mfg Part#  
610

**WRIGHT TOOL CO.**

3/4" Drive Impact Socket Set  
6 Pt Standard Metric

Set No 660 - 14 Piece

Set Includes:   
19mm,  
21mm,  
22mm,  
23mm, 24mm, 26mm, 27mm, 30mm, 32mm,  
33mm, 35mm, 36mm, 38mm, 41mm, and  
Cardboard Box

Mfg Part#
660

**WRIGHT TOOL CO.**

3/4" Drive Impact Socket Set  
12 Pt Thin Wall

Set No 604 - 11 Piece

Set Includes:   
1 5/16", 1 3/8",  
1 7/16", 1 1/2",  
1 9/16", 1 5/8",  
1 11/16", 1 3/4",  
4", 1 13/16", 1  
7/8", 2", & Cardboard Carton

Mfg Part#
604

**WRIGHT TOOL CO.**

3/4" Drive Impact Socket Set  
6 Pt Standard

Set No 609 - 9 Piece

Set  
Includes:   
3/4", 13/16", 7/8",  
8", 15/16", 1",  
1 1/16", 1 1/8", 1 3/16", 1 1/4", & Cardboard Box

Mfg Part#
609

**WRIGHT TOOL CO.**

3/4" Drive Impact Socket Set  
12 Pt Thin Wall

Set No 603 - 9 Piece


Set Includes:   
3/4", 13/16", 7/8",  
8", 15/16", 1", 1  
1/16", 1 1/8", 1  
3/16", 1 1/4" & Cardboard Box

Mfg Part#
603

**WRIGHT TOOL CO.**

3/4" Drive Impact Socket Set  
6 Pt Deep

Set No 608 - 8 Piece

Set Includes:   
7/8", 15/16", 1",  
1 1/16", 1 1/8",  
1 1/4", 1 5/16",  
1 1/2", & Card-  
board Box

Mfg Part#
608

**WRIGHT TOOL CO.**

1/2" Drive Impact Socket  
5 Pt, Black Penta

Mfg Part#	Size (in)
9076	13/16

**WRIGHT TOOL CO.**

1/2" Drive Impact Sockets  
12 Pt Deep

Mfg Part#	Size (in)
4964	7/16
4966	1/2
4968	9/16
4970	5/8
4972	11/16
4974	3/4
4976	13/16
4978	7/8
4980	15/16
4982	1
4984	1 1/16
4986	1 1/8
4988	1 3/16
4990A	1 1/4
4992	1 5/16
4994	1 3/8
4996	1 7/16
4998	1 1/2

**WRIGHT TOOL CO.**

1/2" Drive Impact Sockets  
6 Pt Deep

Mfg Part#	Size (in)
4912	3/8
4914	7/16
4916	1/2
4918	9/16
4920	5/8
4922	11/16
4924	3/4
4926	13/16
4928	7/8
4930	15/16
4932	1
4934	1 1/16
4936	1 1/8
4938	1 3/16
4940	1 1/4
4942	1 5/16
4944	1 3/8
4946	1 7/16
4948	1 1/2

**WRIGHT TOOL CO.**

1/2" Drive Impact Sockets  
12 Pt Standard

Mfg Part#	Size (in)
4864	7/16
4866	1/2
4868	9/16
4870	5/8
4872	11/16
4874	3/4
4876	13/16
4878	7/8
4880	15/16
4882	1
4884	1 1/16
4886	1 1/8
4888	1 3/16
4890	1 1/4
4892	1 5/16
4894	1 3/8
4896	1 7/16
4898	1 1/2

**WRIGHT TOOL CO.**  
1/2" Drive Impact Sockets  
Special 8 Pt Deep

Mfg Part#	Size (in)
4772	3/8
4774	7/16
4776	1/2
4778	9/16
4780	5/8
4782	11/16
4784	3/4
4786	13/16
4788	7/8
4790	15/16
4792	1
4794	1 1/16
4796	1 1/8



**WRIGHT TOOL CO.**  
1/2" Drive Impact Sockets  
6 Pt Deep Metric

Mfg Part#	Size (mm)
49-10mm	10
49-11mm	11
49-12mm	12
49-13mm	13
49-14mm	14
49-15mm	15
49-16mm	16
49-17mm	17
49-18mm	18
49-19mm	19
49-20mm	20
49-21mm	21
49-22mm	22
49-23mm	23
49-24mm	24
49-27mm	27
49-29mm	29
49-30mm	30
49-31mm	31
49-32mm	32
49-34mm	34
49-35mm	35
49-36mm	36



**WRIGHT TOOL CO.**  
3/8" Drive Impact Sockets  
6 Pt Standard

Mfg Part#	Size (in)
3810	5/16
3812	3/8
3814	7/16
3816	1/2
3818	9/16
3820	5/8
3822	11/16
3824	3/4



**WRIGHT TOOL CO.**  
1/2" Drive Impact Sockets  
6 Pt Standard Metric

Mfg Part#	Size (mm)
48-10mm	10
48-11mm	11
48-12mm	12
48-13mm	13
48-14mm	14
48-15mm	15
48-16mm	16
48-17mm	17
48-18mm	18
48-19mm	19
48-20mm	20
48-21mm	21
48-22mm	22
48-23mm	23
48-24mm	24
48-25mm	25
48-26mm	26
48-27mm	27
48-28mm	28
48-30mm	30
48-32mm	32
48-36mm	36



**WRIGHT TOOL CO.**  
1/2" Drive Impact Sockets  
6 Pt Standard

Mfg Part#	Size (in)
4812	3/8
4814	7/16
4816	1/2
4818	9/16
4820	5/8
4822	11/16
4824	3/4
4826	13/16
4828	7/8
4830	15/16
4832	1
4834	1 1/16
4836	1 1/8
4838	1 3/16
4840	1 1/4
4842	1 5/16
4844	1 3/8
4846	1 7/16
4848	1 1/2



**WRIGHT TOOL CO.**  
3/8" Drive Impact Sockets  
6 Pt Standard Metric

Mfg Part#	Size (mm)
38-06mm	6
38-07mm	7
38-08mm	8
38-09mm	9
38-10mm	10
38-11mm	11
38-12mm	12
38-13mm	13
38-14mm	14
38-15mm	15
38-16mm	16
38-17mm	17
38-18mm	18
38-19mm	19



**WRIGHT TOOL CO.**  
3/8" Drive Impact Sockets  
6 Pt Deep Metric

Mfg Part#	Size (mm)
39-06mm	6
39-07mm	7
39-08mm	8
39-09mm	9
39-10mm	10
39-11mm	11
39-12mm	12
39-13mm	13
39-14mm	14
39-15mm	15
39-16mm	16
39-17mm	17
39-18mm	18
39-19mm	19



**WRIGHT TOOL CO.**  
3/4" Drive Impact Sockets  
6 Pt Deep

Mfg Part#	Size (in)
6918	9/16
6920	5/8
6922	11/16
6924	3/4
6926	13/16
6928	7/8
6930	15/16
6932	1
6934	1 1/16
6936	1 1/8
6938	1 3/16
6940	1 1/4
6942	1 5/16
6944	1 3/8
6946	1 7/16
6948	1 1/2
6950	1 9/16
6952	1 5/8
6954	1 11/16
6956	1 3/4
6958	1 13/16
6960	1 7/8
6962	1 15/16
6964	2
6968	2 1/8



**WRIGHT TOOL CO.**  
3/4" Drive Impact Sockets  
6 Pt Standard

Mfg Part#	Size (in)
6818	9/16
6820	5/8
6822	11/16
6824	3/4
6826	13/16
6828	7/8
6830	15/16
6832	1
6834	1 1/16
6836	1 1/8
6838	1 3/16
6840	1 1/4
6842	1 5/16
6844	1 3/8
6846	1 7/16
6848	1 1/2
6850	1 9/16
6852	1 5/8
6854	1 11/16
6856	1 3/4
6858	1 13/16
6860	1 7/8
6862	1 15/16
6864	2
6890	2 1/16
6892	2 1/8
6864	2 3/16
6896	2 1/4
6898	2 5/8



**WRIGHT TOOL CO.**  
3/4" Drive Impact Sockets  
12 Pt Standard

Mfg Part#	Size (in)
6780	9/16
6782	5/8
6784	11/16
6786	3/4
6788	13/16
6790	7/8
6792	15/16
6794	1



**WRIGHT TOOL CO.**  
3/4" Drive Impact Sockets  
12 Pt Deep

Mfg Part#	Size (in)
6969	9/16
6970	5/8
6972	11/16
6974	3/4
6976	13/16
6978	7/8
6980	15/16
6982	1



**WRIGHT TOOL CO.**  
3/4" Drive Impact Sockets  
8 Pt Railroad

Mfg Part#	Size (in)
6865	3/4
6866	13/16
6868	7/8
6870	15/16
6872	1
6874	1 1/16
6876	1 1/8
6878	1 3/16
6880	1 1/4
6882	1 5/16
6886	1 7/16



**WRIGHT TOOL CO.**  
3/4" Drive Budd Wheel Impact Sockets

Mfg Part#	Size (in)	Length (in)
6893	13/16 Sq Std	2 1/4 Length
6991	1 1/2 Hex x 13/16 Sq Long	3 13/16 Length (combo)
6993	13/16 Sq Long	3 1/8 Length



**WRIGHT TOOL CO.**  
3/4" Drive Impact Sockets  
6 Pt Standard Metric

Mfg Part#	Size (mm)
68-17mm	17
68-19mm	19
68-20mm	20
68-21mm	21
68-22mm	22
68-23mm	23
68-24mm	24
68-25mm	25
68-26mm	26
68-27mm	27
68-28mm	28
68-29mm	29
68-30mm	30
68-32mm	32
68-33mm	33
68-34mm	34
68-35mm	35
68-36mm	36
68-38mm	38
68-41mm	41
68-42mm	42
68-43mm	43
68-46mm	46
68-50mm	50



**WRIGHT TOOL CO.**  
3/4" Drive Impact Sockets  
12 Pt Thin Wall Metric

Mfg Part#	Size (mm)
67-19mm	19
67-22mm	22
67-24mm	24
67-27mm	27
67-30mm	30
67-36mm	36
67-41mm	41
67-46mm	46
67-50mm	50
67-55mm	55



**WRIGHT TOOL CO.**  
1" Drive Impact Sockets  
6 Pt Standard

Mfg Part#	Size (in)
8824	3/4
8826	13/16
8828	7/8
8830	15/16
8832	1
8834	1 1/16
8836	1 1/8
8838	1 3/16
8840	1 1/4
8842	1 5/16
8844	1 3/8
8846	1 7/16
8848	1 1/2
8850	1 9/16
8852	1 5/8
8854	1 11/16
8856	1 3/4
8858	1 13/16
8860	1 7/8
8862	1 15/16
8864	2
8866	2 1/16
8868	2 1/8
8870	2 3/16
8872	2 1/4
8874	2 5/16
8876	2 3/8
8878	2 7/16
8880	2 1/2
8882	2 9/16
8884	2 5/8
8886	2 11/16
8888	2 3/4
8890	2 13/16
8892	2 7/8
8894	2 15/16
8896	3
8897	3 1/8
8897A	3 1/4
8898	3 3/8
8899	3 1/2
88116	3 5/8
88124	3 7/8
88128	4
88132	4 1/8
88136	4 1/4
88144	4 1/2



**WRIGHT TOOL CO.**  
3/4" Drive Impact Sockets  
6 Pt Deep Metric

Mfg Part#	Size (mm)
69-19mm	19
69-21mm	21
69-22mm	22
69-23mm	23
69-24mm	24
69-26mm	26
69-27mm	27
69-30mm	30
69-32mm	32
69-33mm	33
69-35mm	35
69-36mm	36
69-38mm	38
69-41mm	41
69-43mm	43



**WRIGHT TOOL CO.**  
1" Drive Impact Sockets  
12 Pt Standard

Mfg Part#	Size (in)
8732	1
8736	1 1/8



**WRIGHT TOOL CO.**  
1" Drive Impact Sockets  
12 Pt Deep

Mfg Part#	Size (in)
8982	1
8986	1 1/8





**WRIGHT TOOL CO.**  
1" Drive Impact Sockets  
6 Pt Deep

Mfg Part#	Size (in)
8924	3/4
8926	13/16
8928	7/8
8930	15/16
8932	1
8933	1 1/16
8936	1 1/8
8938	1 3/16
8939	1 1/4
8942	1 5/16
8944	1 3/8
8946	1 7/16
8948	1 1/2
8950	1 9/16
8952	1 5/8
8954	1 11/16
8956	1 3/4
8958	1 13/16
8960	1 7/8
8962	1 9/16
8964	2
8966	2 1/16
8968	2 1/8
8970	2 3/16
8972	2 1/4
8974	2 5/16
8976	2 3/8
8981	2 9/16
8988	2 3/4



**WRIGHT TOOL CO.**  
1" Drive Impact (Railroad) Sockets  
8 Pt Double Square Deep

Mfg Part#	Size (in)
8924R	3/4
8928R	7/8
8934R	1 1/16
8936R	1 1/8
8938R	1 3/16
8942R	1 5/16
8946R	1 7/16
8952R	1 9/16
8970R	2 3/16



**WRIGHT TOOL CO.**  
1" Drive Budd Wheel Impact Sockets

Mfg Part#	Size (in)	Length (in)
8893	1 3/16 Sq Std	2 9/32
8934	1 1/16 Hex Long	4 1/4
8940	1 1/4 Hex Long	4 1/4
8991	1 1/2 Hex x 1 3/16 Sq Long (combo)	4
8995	1 5/16 Sq Std	2 9/16



**WRIGHT TOOL CO.**  
1" Drive Square Budd Wheel Metric Impact Sockets

Mfg Part#	Size (mm)	Length (mm)
88-87mm	17	65.10
88-91mm	21	65.10



**WRIGHT TOOL CO.**  
1" Drive Impact Sockets  
6 Pt Standard Metric

Mfg Part#	Size (mm)
88-23mm	23
88-24mm	24
88-26mm	26
88-27mm	27
88-28mm	28
88-29mm	29
88-30mm	30
88-32mm	32
88-33mm	33
88-34mm	34
88-35mm	35
88-36mm	36
88-37mm	37
88-38mm	38
88-41mm	41
88-42mm	42
88-43mm	43
88-46mm	46
88-47mm	47
88-48mm	48
88-50mm	50
88-52mm	52
88-54mm	54
88-55mm	55
88-56mm	56
88-58mm	58
88-60mm	60
88-65mm	65
88-70mm	70
88-75mm	75
88-80mm	80
88-85mm	85
88-90mm	90
88-95mm	95
88-100mm	100
88-110mm	110
88-115mm	115



**WRIGHT TOOL CO.**  
1" Drive Impact (Railroad) Sockets  
8 Pt Double Square

Mfg Part#	Size (in)
8807	7/8
8808	1
8809	1 1/8
8810	1 3/16
8810A	1 5/16
8811	1 3/8
8811A	1 7/16
8812	1 1/2
8813	1 5/8
8815	1 13/16
8816A	2
8817	2 3/16



**WRIGHT TOOL CO.**  
1" Drive Impact Sockets  
6 Pt Deep Metric

Mfg Part#	Size (mm)
89-23mm	23
89-24mm	24
89-27mm	27
89-28mm	28
89-30mm	30
89-32mm	32
89-33mm	33
89-34mm	34
89-35mm	35
89-36mm	36
89-37mm	37
89-38mm	38
89-41mm	41
89-42mm	42
89-43mm	43
89-46mm	46
89-47mm	47
89-50mm	50
89-52mm	52
89-55mm	55
89-56mm	56
89-60mm	60
89-65mm	65
89-70mm	70
89-75mm	75
89-80mm	80
89-85mm	85
89-90mm	90
89-95mm	95
89-100mm	100
89-105mm	105
89-110mm	110
89-115mm	115



**WRIGHT TOOL CO.**  
1 1/2" Drive Impact Sockets  
6 Pt Standard

Mfg Part#	Size (in)
84822	1 <sup>3</sup> / <sub>8</sub>
84823	1 <sup>7</sup> / <sub>16</sub>
84824	1 <sup>1</sup> / <sub>2</sub>
84825	1 <sup>9</sup> / <sub>16</sub>
84826	1 <sup>5</sup> / <sub>8</sub>
84827	1 <sup>11</sup> / <sub>16</sub>
84828	1 <sup>3</sup> / <sub>4</sub>
84829	1 <sup>13</sup> / <sub>16</sub>
84830	1 <sup>7</sup> / <sub>8</sub>
84831	1 <sup>5</sup> / <sub>16</sub>
84832	2
84833	2 <sup>1</sup> / <sub>16</sub>
84834	2 <sup>1</sup> / <sub>8</sub>
84835	2 <sup>3</sup> / <sub>16</sub>
84836	2 <sup>1</sup> / <sub>4</sub>
84837	2 <sup>5</sup> / <sub>16</sub>
84838	2 <sup>3</sup> / <sub>8</sub>
84839	2 <sup>7</sup> / <sub>16</sub>
84840	2 <sup>1</sup> / <sub>2</sub>
84841	2 <sup>9</sup> / <sub>16</sub>
84842	2 <sup>5</sup> / <sub>8</sub>
84843	2 <sup>11</sup> / <sub>16</sub>
84844	2 <sup>3</sup> / <sub>4</sub>
84845	2 <sup>13</sup> / <sub>16</sub>
84846	2 <sup>7</sup> / <sub>8</sub>
84847	2 <sup>15</sup> / <sub>16</sub>
84848	3
84849	3 <sup>1</sup> / <sub>16</sub>
84850	3 <sup>1</sup> / <sub>8</sub>
84851	3 <sup>3</sup> / <sub>16</sub>
84852	3 <sup>1</sup> / <sub>4</sub>
84853	3 <sup>5</sup> / <sub>16</sub>
84854	3 <sup>3</sup> / <sub>8</sub>
84855	3 <sup>7</sup> / <sub>16</sub>
84856	3 <sup>1</sup> / <sub>2</sub>
84857	3 <sup>9</sup> / <sub>16</sub>
84858	3 <sup>5</sup> / <sub>8</sub>
84859	3 <sup>11</sup> / <sub>16</sub>
84860	3 <sup>3</sup> / <sub>4</sub>
84861	3 <sup>13</sup> / <sub>16</sub>
84862	3 <sup>7</sup> / <sub>8</sub>
84863	3 <sup>15</sup> / <sub>16</sub>
84864	4
84865	4 <sup>1</sup> / <sub>16</sub>
84866	4 <sup>1</sup> / <sub>8</sub>
84867	4 <sup>3</sup> / <sub>16</sub>
84868	4 <sup>1</sup> / <sub>4</sub>
84869	4 <sup>5</sup> / <sub>16</sub>
84870	4 <sup>3</sup> / <sub>8</sub>
84871	4 <sup>7</sup> / <sub>16</sub>
84872	4 <sup>1</sup> / <sub>2</sub>
84874	4 <sup>5</sup> / <sub>8</sub>
84876	4 <sup>3</sup> / <sub>4</sub>



**WRIGHT TOOL CO.**  
1 1/2" Drive Impact Sockets  
6 Pt Deep

Mfg Part#	Size (in)
84922	1 <sup>3</sup> / <sub>8</sub>
84923	1 <sup>7</sup> / <sub>16</sub>
84924	1 <sup>1</sup> / <sub>2</sub>
84925	1 <sup>9</sup> / <sub>16</sub>
84926	1 <sup>5</sup> / <sub>8</sub>
84927	1 <sup>11</sup> / <sub>16</sub>
84928	1 <sup>3</sup> / <sub>4</sub>
84929	1 <sup>13</sup> / <sub>16</sub>
84930	1 <sup>7</sup> / <sub>8</sub>
84931	1 <sup>5</sup> / <sub>16</sub>
84932	2
84933	2 <sup>1</sup> / <sub>16</sub>
84934	2 <sup>1</sup> / <sub>8</sub>
84935	2 <sup>3</sup> / <sub>16</sub>
84936	2 <sup>1</sup> / <sub>4</sub>
84937	2 <sup>5</sup> / <sub>16</sub>
84938	2 <sup>3</sup> / <sub>8</sub>
84939	2 <sup>7</sup> / <sub>16</sub>
84940	2 <sup>1</sup> / <sub>2</sub>
84941	2 <sup>9</sup> / <sub>16</sub>
84942	2 <sup>5</sup> / <sub>8</sub>
84943	2 <sup>11</sup> / <sub>16</sub>
84944	2 <sup>3</sup> / <sub>4</sub>
84945	2 <sup>13</sup> / <sub>16</sub>
84946	2 <sup>7</sup> / <sub>8</sub>
84947	2 <sup>15</sup> / <sub>16</sub>
84948	3
84949	3 <sup>1</sup> / <sub>16</sub>
84950	3 <sup>1</sup> / <sub>8</sub>
84951	3 <sup>3</sup> / <sub>16</sub>
84952	3 <sup>1</sup> / <sub>4</sub>
84953	3 <sup>5</sup> / <sub>16</sub>
84954	3 <sup>3</sup> / <sub>8</sub>
84955	3 <sup>7</sup> / <sub>16</sub>
84956	3 <sup>1</sup> / <sub>2</sub>
84957	3 <sup>9</sup> / <sub>16</sub>
84958	3 <sup>5</sup> / <sub>8</sub>
84959	3 <sup>11</sup> / <sub>16</sub>
84960	3 <sup>3</sup> / <sub>4</sub>
84961	3 <sup>13</sup> / <sub>16</sub>
84962	3 <sup>7</sup> / <sub>8</sub>
84963	3 <sup>15</sup> / <sub>16</sub>
84964	4
84965	4 <sup>1</sup> / <sub>16</sub>
84966	4 <sup>1</sup> / <sub>8</sub>
84967	4 <sup>3</sup> / <sub>16</sub>
84968	4 <sup>1</sup> / <sub>4</sub>
84969	4 <sup>5</sup> / <sub>16</sub>
84970	4 <sup>3</sup> / <sub>8</sub>
84971	4 <sup>7</sup> / <sub>16</sub>
84972	4 <sup>1</sup> / <sub>2</sub>
84974	4 <sup>5</sup> / <sub>8</sub>
84976	4 <sup>3</sup> / <sub>4</sub>



**WRIGHT TOOL CO.**

1 1/2" Drive Impact Sockets  
12 Pt Standard

Mfg Part#	Size (in)
84723	1 <sup>7</sup> / <sub>16</sub>
84724	1 <sup>1</sup> / <sub>2</sub>
84727	1 <sup>11</sup> / <sub>16</sub>
84728	1 <sup>3</sup> / <sub>4</sub>
84733	2 <sup>1</sup> / <sub>16</sub>
84737*	2 <sup>3</sup> / <sub>8</sub>
84738	2 <sup>3</sup> / <sub>8</sub>
84743	2 <sup>11</sup> / <sub>16</sub>
84748	3
84750	3 <sup>1</sup> / <sub>8</sub>



\*Thinwall Impact Socket

**WRIGHT TOOL CO.**

1 1/2" Drive Impact Sockets  
6 Pt Standard Metric

Mfg Part#	Size (mm)
848-41mm	41
848-42mm	42
848-43mm	43
848-46mm	46
848-47mm	47
848-48mm	48
848-50mm	50
848-52mm	52
848-55mm	55
848-56mm	56
848-60mm	60
848-65mm	65
848-70mm	70
848-75mm	75
848-80mm	80
848-85mm	85
848-90mm	90
848-95mm	95
848-100mm	100
848-105mm	105
848-110mm	110
848-115mm	115
848-120mm	120
848-125mm	125
848-130mm	130
848--135mm	135
848-140mm	140
848-145mm	145
848-150mm	150
848-155mm	155



**WRIGHT TOOL CO.**

1 1/2" Drive Impact Sockets  
6 Pt Deep Metric

Mfg Part#	Size (mm)
849-41mm	41
849-42mm	42
849-43mm	43
849-46mm	46
849-47mm	47
849-48mm	48
849-50mm	50
849-52mm	52
849-55mm	55
849-56mm	56
849-60mm	60
849-61mm	61
849-70mm	70
849-75mm	75
849-80mm	80
849-85mm	85
849-90mm	90
849-95mm	95
849-100mm	100
849-105mm	105
849-110mm	110
849-115mm	115
849-120mm	120
849-125mm	125
849-130mm	130



**WRIGHT TOOL CO.**

2 1/2" Drive Impact Sockets  
6 Pt Standard

Mfg Part#	Size (in)
85814	1 <sup>3</sup> / <sub>4</sub>
85815	1 <sup>7</sup> / <sub>8</sub>
85816	2
85817	2 <sup>1</sup> / <sub>8</sub>
85818	2 <sup>1</sup> / <sub>4</sub>
85819	2 <sup>3</sup> / <sub>8</sub>
85820A	2 <sup>9</sup> / <sub>16</sub>
85821	2 <sup>5</sup> / <sub>8</sub>
85822	2 <sup>3</sup> / <sub>4</sub>
85823	2 <sup>15</sup> / <sub>16</sub>
85824	3
85825	3 <sup>1</sup> / <sub>8</sub>
85826	3 <sup>1</sup> / <sub>4</sub>
85827	3 <sup>3</sup> / <sub>8</sub>
85828	3 <sup>1</sup> / <sub>2</sub>
85829	3 <sup>5</sup> / <sub>8</sub>
85830	3 <sup>3</sup> / <sub>4</sub>
85831	3 <sup>7</sup> / <sub>8</sub>
85832	4
85833	4 <sup>1</sup> / <sub>8</sub>
85834	4 <sup>1</sup> / <sub>4</sub>
85835	4 <sup>3</sup> / <sub>8</sub>
85836	4 <sup>1</sup> / <sub>2</sub>
85837	4 <sup>5</sup> / <sub>8</sub>
85838	4 <sup>3</sup> / <sub>4</sub>
85839	4 <sup>7</sup> / <sub>8</sub>
85840	5
85841	5 <sup>1</sup> / <sub>8</sub>
85842	5 <sup>1</sup> / <sub>4</sub>
85843	5 <sup>3</sup> / <sub>8</sub>
85844	5 <sup>1</sup> / <sub>2</sub>
85845	5 <sup>5</sup> / <sub>8</sub>
85846	5 <sup>3</sup> / <sub>4</sub>
85849	6 <sup>1</sup> / <sub>8</sub>
85852	6 <sup>1</sup> / <sub>2</sub>
85855	6 <sup>7</sup> / <sub>8</sub>
85861	7 <sup>5</sup> / <sub>8</sub>
85864	8



**WRIGHT TOOL CO.**  
2 1/2" Drive Impact Sockets  
6 Pt Standard Metric

Mfg Part#	Size (mm)
858-60mm	60
858-65mm	65
858-70mm	70
858-75mm	75
858-80mm	80
858-85mm	85
858-90mm	90
858-95mm	95
858-100mm	100
858-105mm	105
858-110mm	110
858-115mm	115
858-120mm	120
858-125mm	125
858-130mm	130
858-135mm	135
858-140mm	140
858-145mm	145
858-150mm	150
858-155mm	155
858-160mm	160
858-165mm	165
858-170mm	170
858-175mm	175
858-180mm	180
858-185mm	185
858-190mm	190
858-200mm	200
858-210mm	210
858-215mm	215
858-225mm	225
858-235mm	235
858-255mm	255



**WRIGHT TOOL CO.**  
#5 Spline Drive Impact Sockets  
6 Pt Standard

Mfg Part#	Size (in)
5828	7/8
5830	15/16
5832	1
5834	1 1/16
5836	1 1/8
5838	1 3/16
5840	1 1/4
5842	1 5/16
5844	1 3/8
5846	1 7/16
5848	1 1/2
5852	1 5/8
5856	1 3/4
5858	1 13/16
5860	1 7/8
5864	2



**WRIGHT TOOL CO.**  
#5 Spline Drive Impact Sockets  
6 Pt Deep

Mfg Part#	Size (in)
5934	
5936	
5938	
5940	
5942	
5846	
5948	



**WRIGHT TOOL CO.**  
#5 Spline Drive Square Impact Sockets

Mfg Part#	Size (in)
5993	1 3/16
5995	1 5/16



**WRIGHT TOOL CO.**  
#5 Spline Drive Impact Hex Socket  
6 Pt Thin Wall

Mfg Part#	Size (in)
5734	1 1/16



**WRIGHT TOOL CO.**  
1 1/2" Drive Standard Castellated /  
Spanner Sockets

Mfg Part#	Size (in)
848C36	2 1/4
848C40	2 1/2
848C44	2 3/4
848C48	3
848C56	3 1/2



**WRIGHT TOOL CO.**  
2 1/2" Drive Deep Castellated /  
Spanner Sockets

Mfg Part#	Size (in)
858C18	2 1/4
858C40	5



**WRIGHT TOOL CO.**  
One Piece Socket Retainers  
For 3/4" & 1" Drive Sockets  
Ret-Ring™

Conveniently replaces "O" Rings and Pins. See individual part numbers for size.



Mfg Part#	Size (in)
6580	1 1/4
6581	1 1/16
6581A	2
6582	1 5/8
6582A	1 3/4
6582B	2 1/8
6582C	2
6582D	2 1/4
6583	1 3/4
6584	2 1/8
6585	2 1/4
6586	2 1/2
6587	3 1/8

**WRIGHT TOOL CO.**  
One Piece Socket Retainers  
For 1 1/2" Drive Sockets  
Ret-Ring™

Conveniently replaces "O" Rings and Pins. See individual part numbers for size.



Mfg Part#	Size (in)
84575	3
84576	3 3/8
84577	3 7/8
84578	4 3/8

**WRIGHT TOOL CO.**

Retaining Ring Tool  
With Automatic Lock-In Plastic Case

- Fits Internal and External Type Retaining Rings
- Tips Color/Size Included: Black .120, Silver .150, Copper .180



Mfg Part#	Internal	External
9H87	3 1/2"-7" 90mm-175mm	3 1/2"-7" 90mm-175mm
9H8720	20° Replacement Tips	
9H8790	90° Replacement Tips	

**WRIGHT TOOL CO.**

1" Drive Impact Attachments  
"O" Rings

Mfg Part#	O.D. (in)	I.D. (in)	Width (in)
6577	1 1/16	1 7/16	1/8
6578	1 7/8	1 5/8	1/8
8577	2	1 3/4	1/8
8578	2 3/8	2 1/8	1/8



**WRIGHT TOOL CO.**

1" Drive Impact Attachments  
Retainer Pins

Mfg Part#	O.D. (in)	Length (in)
6576	3/16	1 1/4
8576	3/16	1 3/4
8580	3/16	2 1/8



**WRIGHT TOOL CO.**

2 1/2" Drive Impact Attachments  
"O" Rings

Mfg Part#	O.D. (in)	I.D. (in)	Width (in)
85576	4 1/2	4	1/4
85578	5 1/2	5	1/4
85580	6	5 1/2	1/4



**WRIGHT TOOL CO.**

2 1/2" Drive Impact Attachments  
Retainer Pins

Mfg Part#	O.D. (in)	Length (in)
85577	7/16	4 3/8
85579	7/16	5 3/8
85581	7/16	5 7/8



**WRIGHT TOOL CO.**

3/4" Drive Impact Attachments  
"O" Rings

Mfg Part#	O.D. (in)	I.D. (in)	Width (in)
6574	1 3/8	1 1/8	1/8
6575	1 1/2	1 1/4	1/8
6577	1 11/16	1 7/16	1/8
6578	1 7/8	1 5/8	1/8
8577	2	1 3/4	1/8
8578	2 3/8	2 1/8	1/8



**WRIGHT TOOL CO.**

3/4" Drive Impact Attachments  
Retainer Pins

Mfg Part#	O.D. (in)	Length (in)
6573	3/16	1 1/16
6576	3/16	1 1/4
8576	3/16	1 3/4



**WRIGHT TOOL CO.**

1/2" Drive Crowfoot Wrench Set  
12 Pt Flare Nut

Set No 703 - 15 Piece

Set Includes: 1 1/8", 1 3/16", 1 1/4", 1 5/16", 1 3/8", 1 7/16", 1 1/2", 1 9/16", 1 5/8", 1 11/16", 1 3/4", 1 13/16", 1 7/8", 1 15/16", 2", Rails & 15 Clips



Mfg Part#
703

**WRIGHT TOOL CO.**

3/8" Drive Crowfoot Wrench Set  
Set No 700 - 10 Piece

Set Includes: 3/8", 7/16", 1/2", 9/16", 5/8", 11/16", 3/4", 13/16", 7/8", 1", Rail & 10 Clips



Mfg Part#
700

**WRIGHT TOOL CO.**

3/8" Drive Metric Crowfoot Wrench Set  
Set No 701 - 10 Piece

Set Includes: 10mm, 11mm, 12mm, 13mm, 14mm, 15mm, 16mm, 17mm, 18mm, 19mm, Rail & 10 Clips



Mfg Part#
701

**WRIGHT TOOL CO.**

3/8" Drive Crowfoot Wrench Set  
12 Pt Flare Nut

Set No 702 - 8 Piece

Set Includes: 5/8", 11/16", 3/4", 13/16", 7/8", 15/16", 1", 1 1/16", Rail & 8 Clips



Mfg Part#
702



**WRIGHT TOOL CO.**

1/2" Drive Crowfoot Wrenches  
12 Pt Flare Nut

Mfg Part#	Size (in)
1080	1 1/8
1081	1 3/16
1082	1 1/4
1083	1 5/16
1084	1 3/8
1085	1 7/16
1086	1 1/2
1087	1 9/16
1088	1 5/8
1089	1 11/16
1090	1 3/4
1091	1 13/16
1092	1 7/8
1093	1 15/16
1094	2



**WRIGHT TOOL CO.**

3/8" Drive Crowfoot Wrenches  
Open-Ended

Mfg Part#	Size (in)	Length (in)
1012	3/8	1 1/8
1014	7/16	1 1/4
1016	1/2	1 3/8
1018	9/16	1 1/2
1020	5/8	1 19/32
1022	11/16	1 23/32
1024	3/4	1 13/16
1026	13/16	1 15/16
1028	7/8	2
1032	1	2 1/4



**WRIGHT TOOL CO.**

3/8" Drive Crowfoot Wrenches  
12 Pt Flare Nut

Mfg Part#	Size (in)	Length (in)
1060	5/8	47/64
1062	11/16	25/32
1064	3/4	53/64
1066	13/16	7/8
1068	7/8	15/16
1070	15/16	15/16
1072	1	1 1/64
1074	1 1/16	1 3/64



**WRIGHT TOOL CO.**

3/8" Drive Metric Crowfoot Wrenches  
Open-Ended

Mfg Part#	Size (mm)	Length (mm)
10-10mm	10	30.16
10-11mm	11	32.15
10-12mm	12	34.93
10-13mm	13	34.93
10-14mm	14	31.13
10-15mm	15	38.89
10-16mm	16	41.28
10-17mm	17	42.86
10-18mm	18	44.45
10-19mm	19	45.24



**WRIGHT TOOL CO.**

3/8" Drive Flex Socket Set  
12 Pt Standard  
Set No 308 - 7 Piece

Set Includes: 3/8", 7/16", 1/2", 9/16", 5/8", 11/16", 3/4", Rail & 7 Clips



Mfg Part#
308

**WRIGHT TOOL CO.**

1/4" Drive Flex Sockets  
12 Pt Standard

Mfg Part#	Size (in)
2708	1/4
2710	5/16
2712	3/8
2714	7/16
2716	1/2



**WRIGHT TOOL CO.**

3/8" Drive Flex Sockets  
12 Pt Standard

Mfg Part#	Size (in)
3712	3/8
3714	7/16
3716	1/2
3718	9/16
3720	5/8
3722	11/16
3724	3/4



**WRIGHT TOOL CO.**

1/4" Drive Universal Socket Set  
12 Pt Standard

Set No 207 - 5 Piece  
Set Includes: 1/4", 5/16", 3/8", 7/16", 1/2", Rail & 5 Clips



Mfg Part#
207

**WRIGHT TOOL CO.**

3/8" Drive Universal Impact Socket Set  
6 Pt Standard  
Set No 332 - 7 Piece

Set Includes: 3/8", 7/16", 1/2", 9/16", 5/8", 11/16", 3/4", Rail & 7 Clips



Mfg Part#
332

**WRIGHT TOOL CO.**

3/8" Drive Universal Impact Socket Set  
6 Pt Deep  
Set No 333 - 7 Piece

Set Includes: 3/8", 7/16", 1/2", 9/16", 5/8", 11/16", 3/4", Rail & 7 Clips



Mfg Part#
333

**WRIGHT TOOL CO.**

3/8" Drive Universal Impact Socket Set  
6 Pt Standard Metric  
Set No 351 - 5 Piece

Set Includes: 10mm, 12mm, 13mm, 14mm, 15mm, Rail & 5 Clips



Mfg Part#
351

**WRIGHT TOOL CO.**

1/2" Drive Impact Universal Joint  
Pin Lock Type

Mfg Part#	Length (in)
4800	2 <sup>11</sup> / <sub>16</sub>



**WRIGHT TOOL CO.**

3/4" Drive Impact Universal Joint

Mfg Part#	Length (in)
6800	3 <sup>1</sup> / <sub>2</sub>



**WRIGHT TOOL CO.**

1" Drive Impact Universal Joint

Mfg Part#	Length (in)
8800	4 <sup>1</sup> / <sub>2</sub>



**WRIGHT TOOL CO.**

1 1/2" Drive Impact Universal Joint

Mfg Part#	Diameter (in)	Length (in)
84800	3 <sup>3</sup> / <sub>8</sub>	8 <sup>1</sup> / <sub>4</sub>



**WRIGHT TOOL CO.**

#5 Spline Drive Impact Universal

Mfg Part#	Size
5800	#5 Spline



**WRIGHT TOOL CO.**

1/4" Drive Universal Joint

- Steel pin and tension washer construction for added strength
- No binding or locked joint

Mfg Part#	Length (in)
2475	1 <sup>5</sup> / <sub>16</sub>



**WRIGHT TOOL CO.**

3/8" Drive Universal Joint

- Steel pin and tension washer construction for added strength
- No binding or locked joint

Mfg Part#
3475



**WRIGHT TOOL CO.**

1/2" Drive Universal Joint

- Steel pin and tension washer construction for added strength
- No binding or locked joint

Mfg Part#
4475



**WRIGHT TOOL CO.**

3/4" Drive Universal Joint

- Steel pin and tension washer construction for added strength
- No binding or locked joint

Mfg Part#	Length (in)
6475	3 <sup>3</sup> / <sub>4</sub>



**WRIGHT TOOL CO.**

3/8" Drive Impact Universal Sockets  
6 Pt Standard

Mfg Part#	Size (in)
3852	3/8
3854	7/16
3856	1/2
3858	9/16
3860	5/8
3862	11/16
3864	3/4



**WRIGHT TOOL CO.**

3/8" Drive Impact Universal Sockets  
6 Pt Deep

Mfg Part#	Size (in)
3952	3/8
3954	7/16
3956	1/2
3958	9/16
3960	5/8
3962	11/16
3964	3/4



**WRIGHT TOOL CO.**

3/8" Drive Impact Universal Sockets  
6 Pt Standard Metric

Mfg Part#	Size (mm)
38-50mm	10
38-51mm	11
38-52mm	12
38-53mm	13
38-54mm	14
38-55mm	15
38-56mm	16
38-57mm	17
38-58mm	18
38-59mm	19



**WRIGHT TOOL CO.**

3/8" Drive Impact Universal Sockets  
6 Pt Deep Metric

Mfg Part#	Size (mm)
39-50mm	10
39-51mm	11
39-52mm	12
39-53mm	13
39-54mm	14
39-55mm	15
39-56mm	16
39-57mm	17
39-58mm	18
39-59mm	19



**WRIGHT TOOL CO.**

3/8" Drive Metric Hex Bit Socket Set  
Set No 353 - 8 Piece

Set Includes: 2mm, 2.5mm, 3mm, 4mm, 5mm, 6mm, 8mm, 10mm, & Plastic Box

Mfg Part#
353



**WRIGHT TOOL CO.**

3/8" Drive Hex Bit Socket Set  
Set No 305 - 7 Piece

Set Includes: 1/8", 5/32", 3/16", 7/32", 1/4", 5/16", 3/8", & Plastic Box

Mfg Part#
305



**WRIGHT TOOL CO.**

Hex Bit Socket Set  
3/8" & 1/2" Drive  
Set No 311 - 10 Piece

Set Includes:

- 3/8" Drive Sockets: 1/8", 5/32", 3/16", 7/32", 1/4", 5/16", 3/8"
- 1/2" Drive Sockets: 1/2", 9/16", 5/8", & Plastic Box



Mfg Part#  
311

**WRIGHT TOOL CO.**

Metric Hex Bit Socket Set  
3/8" & 1/2" Drive  
Set No 360 - 9 Piece

Set Includes: 4mm, 5mm, 6mm, 7mm, 8mm, 10mm, 12mm, 14mm, 17mm, & Plastic Box



Mfg Part#  
360

**WRIGHT TOOL CO.**

1/2" Drive Metric Hex Bit Socket Set  
Set No 453 - 6 Piece

Set Includes: 6mm, 8mm, 10mm, 12mm, 14mm, 17mm, & Plastic Box



Mfg Part#  
453

**WRIGHT TOOL CO.**

1/2 Drive Hex Bit Socket Set  
Set No 405 - 7 Piece

Set Includes: 1/4", 5/16", 3/8", 7/16", 1/2", 9/16", 5/8" & Plastic Box




Mfg Part#  
405

**WRIGHT TOOL CO.**

3/8" Drive Hex Bit Socket Set  
Long Length  
Set No 316 - 7 Piece

Set Includes: 5/32", 3/16", 7/32", 1/4", 9/32", 5/16", 3/8", Rail & 7 Clips



Mfg Part#  
316

**WRIGHT TOOL CO.**

3/8" Drive Metric Hex Bit Socket Set  
Long Length  
Set No 361 - 7 Piece

Set Includes: 4mm, 5mm, 6mm, 7mm, 8mm, 9mm, 10mm, Rail & 7 Clips



Mfg Part#  
361

**WRIGHT TOOL CO.**

1/2" Drive Hex Bit Socket Set  
Long Length  
Set No 406 - 7 Piece

Set Includes: 5/32", 3/16", 7/32", 1/4", 9/32", 5/16", 3/8", Rail & 7 Clips



Mfg Part#  
406

**WRIGHT TOOL CO.**

1/2" Drive Metric Hex Bit Socket Set  
Long Length  
Set No 454 - 6 Piece

Set Includes: 4mm, 5mm, 6mm, 7mm, 8mm, 10mm, Rail & 6 Clips



Mfg Part#  
454

**WRIGHT TOOL CO.**

1/4" Drive Hex Bit Socket Set  
Set No 205 - 11 Piece

Set

Includes: 1/16", 5/64", 3/32", 7/64", 1/8", 9/64", 5/32", 3/16", 7/32", 1/4", 5/16", Rail & 11 Clips



Mfg Part#  
205

**WRIGHT TOOL CO.**

3/8" Drive Impact Hex Bit Socket Set  
Short Length  
Set No. 362 - 7 Piece

Set Includes: 1/8", 5/32", 3/16", 7/32", 1/4", 5/16", 3/8", Rail & 7 Clips



Mfg Part#  
362

**WRIGHT TOOL CO.**

3/8" Drive Metric Impact Hex Bit Socket Set  
Short Length  
Set No. 363 - 9 Piece

Set Includes: 2mm, 2.5mm, 3mm, 4mm, 5mm, 6mm, 7mm, 8mm, 10mm, Rail & 9 Clips



Mfg Part#  
363

**WRIGHT TOOL CO.**

1/2" Drive Impact Hex Bit Socket Set  
Short Length  
Set No. 403 - 7 Piece

Set Includes: 1/4", 5/16", 3/8", 7/16", 1/2", 9/16", 5/8", Rail & 7 Clips



Mfg Part#  
403

**WRIGHT TOOL CO.**

1/2" Drive Metric Impact Hex Bit  
Socket Set  
Short Length

Set No. 455 - 6 Piece

Set Includes:  
6mm, 8mm,  
10mm, 12mm,  
14mm, 17mm,  
Rail & 6 Clips



Mfg Part#
455

**WRIGHT TOOL CO.**

3/4" Drive Impact Hex Bit Socket Set  
Set No 606 - 5 Piece

Set Includes: 9/16"  
5/8", 3/4", 7/8", 1", &  
Cardboard Carton



Mfg Part#
606

**WRIGHT TOOL CO.**

3/4" Drive Metric Impact Hex Bit  
Socket Set  
Set No 607 - 5 Piece

Set Includes:  
14mm, 17mm,  
19mm, 22mm,  
24mm, & Card-  
board Carton



Mfg Part#
607

**WRIGHT TOOL CO.**

1/4" Drive Metric Replacement Hex  
Bits

Mfg Part#	Size (mm)
22M02B	2
22M02.5B	2.5
22M03B	3
22M04B	4
22M05M	5
22M06B	6



**WRIGHT TOOL CO.**

1/2" Drive Hex Bit Sockets

Mfg Part#	Size	Length (in)	Bit Extends From Socket (in)
<i>Fractional Hex Bits</i>			
4208	1/4"	2 <sup>15</sup> / <sub>32</sub>	3 <sup>1</sup> / <sub>32</sub>
4210	5/16"	2 <sup>15</sup> / <sub>32</sub>	3 <sup>1</sup> / <sub>32</sub>
4212	3/8"	2 <sup>15</sup> / <sub>32</sub>	3 <sup>1</sup> / <sub>32</sub>
4214	7/16"	2 <sup>41</sup> / <sub>64</sub>	1 <sup>5</sup> / <sub>32</sub>
4216	1/2"	2 <sup>29</sup> / <sub>32</sub>	1 <sup>5</sup> / <sub>32</sub>
4218	9/16"	2 <sup>29</sup> / <sub>32</sub>	1 <sup>5</sup> / <sub>32</sub>
4220	5/8"	2 <sup>29</sup> / <sub>32</sub>	1 <sup>5</sup> / <sub>32</sub>



*Fractional Replacement Bits*

3208B	1/4"	1 <sup>7</sup> / <sub>16</sub>	-
3210B	5/16"	1 <sup>7</sup> / <sub>16</sub>	-
4212B	3/8"	1 <sup>29</sup> / <sub>64</sub>	-
4214B	7/16"	1 <sup>21</sup> / <sub>32</sub>	-
4216B	1/2"	1 <sup>41</sup> / <sub>64</sub>	-
4218B	9/16"	1 <sup>41</sup> / <sub>64</sub>	-
4220B	5/8"	1 <sup>41</sup> / <sub>64</sub>	-

*Metric Hex Bits*

42-06mm	6mm	2 <sup>15</sup> / <sub>32</sub>	3 <sup>1</sup> / <sub>32</sub>
42-08mm	8mm	2 <sup>15</sup> / <sub>32</sub>	3 <sup>1</sup> / <sub>32</sub>
42-10mm	10mm	2 <sup>15</sup> / <sub>32</sub>	3 <sup>1</sup> / <sub>32</sub>
42-12mm	12mm	2 <sup>29</sup> / <sub>32</sub>	1 <sup>5</sup> / <sub>32</sub>
42-14mm	14mm	2 <sup>29</sup> / <sub>32</sub>	1 <sup>5</sup> / <sub>32</sub>
42-17mm	17mm	2 <sup>29</sup> / <sub>32</sub>	1 <sup>5</sup> / <sub>32</sub>

*Metric Replacement Bits*

32M06B	6mm	1 <sup>21</sup> / <sub>64</sub>	-
32M08B	8mm	1 <sup>21</sup> / <sub>64</sub>	-
42M10B	10mm	1 <sup>21</sup> / <sub>64</sub>	-
42M12B	12mm	1 <sup>41</sup> / <sub>64</sub>	-
42M14B	14mm	1 <sup>41</sup> / <sub>64</sub>	-
42M17B	17mm	1 <sup>41</sup> / <sub>64</sub>	-

**WRIGHT TOOL CO.**

1/4" Drive Hex Bit Sockets

Overall Length: 1 15/16"

Mfg Part#	Size (in)
<i>Hex Bit Sockets</i>	
2202	1/16
2203	5/64
2204	3/32
2205	7/64
2206	1/8
2207	9/64
2208	5/32
2210	3/16
2212	7/32
2214	1/4
2218	5/16



*Replacement Hex Bits*

2202B	1/16
2203B	5/64
2204B	3/32
2205B	7/64
2206B	1/8
2207B	9/64
2208B	5/32
2210B	3/16
2212B	7/32
2214B	1/4
3210B	5/16

**WRIGHT TOOL CO.**

3/8" Drive Hex Bit Sockets

- Bit extends from socket by 1"
- Overall Length is 2 3/32"

Mfg Part#	Size (in)
<i>Hex Bit Sockets</i>	
3204	1/8
3205	5/32
3206	3/16
3207	7/32
3208	1/4
3210	5/16
3212	3/8
<i>Replacement Hex Bits</i>	
3204B	1/8
3205B	5/32
3206B	3/16
3207B	7/32
3208B	1/4
3210B	5/16
3212B	3/8



**WRIGHT TOOL CO.**

**3/8" Drive Metric Hex Bit Sockets**

- Bit extends from socket by 25.40mm
- Overall Length is 53.18mm



Mfg Part#	Size (mm)
<i>Hex Bit Sockets</i>	
32-02mm	2
32-02.5mm	2.5
32-03mm	3
32-04mm	4
32-05mm	5
32-06mm	6
32-07mm	7
32-08mm	8
32-10mm	10
<i>Replacement Hex Bits</i>	
32M02B	2
32M02.5B	2.5
32M03B	3
32M04B	4
32M05B	5
32M06B	6
32M07B	7
32M08B	8
32M10B	10

**WRIGHT TOOL CO.**

**3/8" Drive Impact Hex Bit Sockets  
Short Length**

- Bit extends from socket by 2"
- Overall Length is 13/16"



Mfg Part#	Size (in)
<i>Hex Bit Sockets</i>	
32B04	1/8
32B05	5/32
32B06	3/16
32B07	7/32
32B08	1/4
32B10	5/16
32B12	3/8
<i>Replacement Hex Bits</i>	
32B04B	1/8
32B05B	5/32
32B06B	3/16
32B07B	7/32
32B08B	1/4
32B10B	5/16
32B12B	3/8

**WRIGHT TOOL CO.**

**3/8" Drive Metric Impact Hex Bit Sockets  
Short Length**

Overall Length: 50.80 mm



Mfg Part#	Size (mm)
<i>Hex Bit Sockets</i>	
32B-02mm	2
32B-02.5mm	2.5
32B-3mm	3
32B-04mm	4
32B-05mm	5
32L-06mm	6
32L-07mm	7
32L-08mm	8
32L-10mm	10
<i>Replacement Hex Bits</i>	
32BM02B	2
32BM02.5B	2.5
32BM03B	3
32BM04B	4
32BM05B	5
32BM06B	6
32BM07B	7
32BM08B	8
32BM10B	10

**WRIGHT TOOL CO.**

**3/8" Drive Metric Hex Bit Sockets  
Long Length**

Overall Length: 6-3/16"



Mfg Part#	Size (mm)
<i>Hex Bit Sockets</i>	
32L-04mm	4
32L-05mm	5
32L-06mm	6
32L-08mm	8
32L-10mm	10
<i>Replacement Hex Bits</i>	
32L-04MMB	4
32L-05MMB	5
32L-06MMB	6
32L-08MMB	8
32L-10MMB	10

**WRIGHT TOOL CO.**

**3/8" Drive Hex Bit Sockets  
Long Length**

Overall Length: 2 11/16"



Mfg Part#	Size (in)
3246	3/16
3248	1/4
3252	3/8

**WRIGHT TOOL CO.**

**3/8" Drive Hex Bit Sockets  
Long Length**

- Bit extends from socket by 5 1/16"
- Overall Length is 6 3/16"



Mfg Part#	Size (in)
<i>Hex Bit Sockets</i>	
32L04	1/8
32L05	5/32
32L06	3/16
32L07	7/32
32L08	1/4
32L10	5/16
32L12	3/8
<i>Replacement Hex Bits</i>	
32L04B	1/8
32L05B	5/32
32L06B	3/16
32L07B	7/32
32L08B	1/4
32L10B	5/16
32L12B	3/8



**WRIGHT TOOL CO.**

1/2" Drive Impact Hex Bit Sockets  
Short Length

Mfg Part#	Size	Overall Length
-----------	------	----------------

**Fractional Hex Bit Sockets**

42B08	1/4"	27/16"
42B10	5/16"	27/16"
42B12	3/8"	27/16"
42B14	7/16"	27/16"
42B16	1/2"	25/8"
42B18	9/16"	25/8"
42B20	5/8"	25/8"

**Fractional Replacement Bits**

42B08B	1/4"	1 1/2"
42B10B	5/16"	1 1/2"
42B12B	3/8"	1 1/2"
42B14B	7/16"	1 1/2"
42B16B	1/2"	1 5/8"
42B18B	9/16"	1 5/8"
42B20B	5/8"	1 5/8"

**Metric Hex Bit Sockets**

42B-06MM	6mm	61.98mm
42B-08MM	8mm	61.98mm
42B-10MM	10mm	61.98mm
42B-12MM	12mm	66.98mm
42B-14MM	14mm	66.98mm
42B-17MM	17mm	66.98mm

**Metric Replacement Bits**

42BM06B	6mm	38.10mm
42BM08B	8mm	38.10mm
42BM10B	10mm	38.10mm
42BM12B	12mm	41.28mm
42BM14B	14mm	41.28mm
42BM17B	17mm	41.28mm

**WRIGHT TOOL CO.**

3/4" Drive Metric Hex Bit Sockets

Mfg Part#	Size (mm)	Length (mm)
-----------	-----------	-------------

**Hex Bit Sockets**

62-14mm	14	88.34
62-17mm	17	88.34
62-19mm	19	88.34
62-22mm	22	95.25
62-24mm	24	95.25

**Replacement Hex Bits**

62M14B	14	83.34
62M17B	17	83.34
62M19B	19	83.34
62M22B	22	95.25
62M24B	24	95.25

**WRIGHT TOOL CO.**

1/2" Drive Hex Bit Sockets  
Long Length

Mfg Part#	Size	Overall Length
-----------	------	----------------

**Fractional Hex Bit Sockets**

42L08	1/4"	5"
42L10	5/16"	5"
42L12	3/8"	6"
42L14	7/16"	6"
42L16	1/2"	6"
42L18	9/16"	7"
42L20	5/8"	7"

**Fractional Replacement Bits**

42L08B	1/4"	-
42L10B	5/16"	1 1/2"
42L12B	3/8"	-
42L14B	7/16"	-
42L16B	1/2"	-
42L18B	9/16"	-
42L20B	5/8"	-

**Metric Hex Bit Sockets**

42L-06mm	6mm	5"
42L-08mm	8mm	5"
42L-10mm	10mm	5"
42L-12mm	12mm	6"
42L-14mm	14mm	6"
42L-17mm	17mm	7"

**Metric Replacement Bits**

42L-06MMB	6mm	-
42L-08MMB	8mm	-
42L-10MMB	10mm	-
42L-12MMB	12mm	-
42L-14MMB	14mm	-
42L-17MMB	17mm	-

**WRIGHT TOOL CO.**

3/4" Drive Hex Bit Sockets

Mfg Part#	Size (in)	Length (in)
-----------	-----------	-------------

**Hex Bit Sockets**

6218	9/16"	3 3/32"
6220	5/8"	3 1/4"
6224	3/4"	3 11/32"
6228	7/8"	3 1/2"
6232	1"	3 5/8"

**Replacement Hex Bits**

6218B	9/16"	1 13/16"
6220B	5/8"	1 13/16"
6224B	3/4"	1 13/16"
6228B	7/8"	1 15/16"
6232B	1"	2 1/16"

**WRIGHT TOOL CO.**

1" Drive Hex Drivers  
One Piece

Mfg Part#	Size (in)
-----------	-----------

8220	5/8"
8224	3/4"
8228	7/8"
8232	1"
8240	1 1/4"

**WRIGHT TOOL CO.**

3/8" Drive Screwdriver Socket Set  
Standard & Phillips

Set No 306 - 5 Piece

Set Includes:

Phillips: #2, #3, #4  
Standard: 1/4", 3/8", &  
Metal Box

Mfg Part#

306



**WRIGHT TOOL CO.**

1/4" Drive Standard Screwdriver  
Sockets

Overall Length: 1 5/8"

Mfg Part#	Size (in)
-----------	-----------

**Screwdriver Socket Set**

2260	3/16"
2261	1/4"
2263	23/64"

**Replacement Bits**

2260B	3/16"
2261B	1/4"
2263B	23/64"



**WRIGHT TOOL CO.**

1/4" Drive Phillips Screwdriver Sock-  
ets

Mfg Part#	Size (in)	Overall Length(in)
-----------	-----------	--------------------

**Screwdriver Sockets**

2265	#1	1 5/8"
2266	#2	1 5/8"

**Replacement Bits**

2265B	#1	1"
2266B	#2	1"



**WRIGHT TOOL CO.**

1/4" Drive Long Phillips Screwdriver Sockets

Mfg Part#	Size (in)	Overall Length (in)
-----------	-----------	---------------------

*Screwdriver Sockets*

2267	#1	2 1/8
2268	#2	2 5/8

*Replacement Bits*

2267B	#1	2
2268B	#2	2



**WRIGHT TOOL CO.**

3/8" Drive Standard Screwdriver Sockets

Overall Length: 1-7/8"

Mfg Part#	Size (in)
-----------	-----------

*Screwdriver Sockets*

3260	1/4
3261	5/16
3262	3/8

*Replacement Bits*

3260B	1/4
3261B	5/16
3262B	3/8



**WRIGHT TOOL CO.**

3/8" Drive Phillips Screwdriver Sockets

Mfg Part#	Size	Length (in)
-----------	------	-------------

*Screwdriver Sockets*

3265	#1	1 13/16
3266	#2	1 13/16
3267	#3	1 13/16
3268	#4	2 1/16

*Replacement Bits*

3265B	#1	1
3266B	#2	1
3267B	#3	1 1/4
3268B	#4	1 1/4



**WRIGHT TOOL CO.**

1/4" Drive Torx Bit Set Set No 9295 - 8 Piece

Set Includes: T-8, T-10, T-15, T-20, T-25, T-27, T-30, & 1/4" Sq Bit Holder



Mfg Part#
-----------

9295

**WRIGHT TOOL CO.**

3/8" Drive Torx Bit Set Set No 9296 - 7 Piece

Set Includes: 6mm Ribe, T-30, T-40, T-45, T-47, T-50, & 3/8" Sq Bit Holder



Mfg Part#
-----------

9296

**WRIGHT TOOL CO.**

Torx Socket Set Set No 9297 - 7 Piece

Set Includes: E-6, E-7, E-8, E-10, E-12, E-14, & E-16



Mfg Part#
-----------

9297

**WRIGHT TOOL CO.**

1/4" Drive Torx Sockets

Mfg Part#	Head Size
9250	E-6
9251	E-7
9252	E-8



**WRIGHT TOOL CO.**

3/8" Drive Torx Sockets

Mfg Part#	Head Size
9255	E-10
9256	E-12
9257	E-14
9258	E-16



**WRIGHT TOOL CO.**

1/4" Drive Torx Bits

Mfg Part#	Bit Size
9271	T-8
9272	T-10
9273	T-15
9274	T-20
9275	T-25
9276	T-27
9277	T-30



**WRIGHT TOOL CO.**

1/4" Drive Bit Holders

Mfg Part#	Head Size
-----------	-----------

9280 1"



**WRIGHT TOOL CO.**

1/2" Drive Torx Bits

Mfg Part#	Hex Size (in)	Bit Size
9287	7/16	T-55
9288	1/2	T-60



**WRIGHT TOOL CO.**

1/2" Drive Torx Bit Holders

Mfg Part#	Hex Size (in)
-----------	---------------

9291 7/16



**WRIGHT TOOL CO.**

3/8" Drive Torx Bits

Mfg Part#	Bit Size
9281	6mm Ribe
9282	T-30
9283	T-40
9284	T-45
9285	T-47
9286	T-50



**WRIGHT TOOL CO.**

3/8" Drive Torx Bit Holders

Mfg Part#	Hex Size (in)
9290	5/16
9292	7/16



**WRIGHT TOOL CO.**

3/8", 1/2", & 3/4" Drive Adaptor Set  
Set No 9500 - 4 Piece

Permits interchange of handles, sockets, and drive tools from one size to another.



Set Includes: 3/8" F x 1/2" M; 1/2" F x 3/8" M; 1/2" F x 3/4" M; 3/4" F x 1/2" M

Mfg Part#
9500

**WRIGHT TOOL CO.**

1/4", 3/8", & 1/2" Drive Adaptor Set  
Set No 9501 - 5 Piece

Permits interchange of handles, sockets, and drive tools from one size to another.



Set Includes: 1/4" F x 3/8" M, 3/8" F x 1/4" M, 3/8" F x 1/2" M, 1/2" F x 3/8" M, 1/2" F x 3/4" M (Impact), Rail & 5 Clips

Mfg Part#
9501

**WRIGHT TOOL CO.**

1/4" Drive Adaptor

Permits interchange of handles, sockets, and drive tools from one size to another.



Mfg Part#	Description (in)	Length (in)
2453	1/4 F x 3/8 M	1

**WRIGHT TOOL CO.**

3/8" Drive Adaptors

Permits interchange of handles, sockets, and drive tools from one size to another. Not replaced if square ends are twisted off.



Mfg Part#	Description	Length (in)
3452	3/8 F x 1/4 M	1 1/16
3454	3/8 F x 1/2 M	1 3/8

**WRIGHT TOOL CO.**

1/2" Drive Adaptor

Permits interchange of handles, sockets, and drive tools from one size to another.



Mfg Part#	Description	Length (in)
4453	1/2 F x 3/8 M	1 1/2

**WRIGHT TOOL CO.**

3/4" Drive Adaptor

Permits interchange of handles, sockets, and drive tools from one size to another.



Mfg Part#	Description (in)	Length (in)
6450	3/4 F x 1/2 M	2 1/8

**WRIGHT TOOL CO.**

1/2" Drive Impact Socket Adaptors  
Ball Lock Type

Mfg Part#	Description (in)	Length (in)
4900	1/2 F x 3/8 M	1 1/2
4902	1/2 F x 3/4 M	2



**WRIGHT TOOL CO.**

1" Drive Impact Socket Adaptors

Mfg Part#	Description (in)	Length (in)
8900	1 F x 3/4 M	2 3/4
8902	1 F x 1 1/2 M	3 1/2



**WRIGHT TOOL CO.**

3/4" Drive Impact Adaptors

Mfg Part#	Description (in)	Length (in)
6900	3/4 F x 1/2 M	2 1/8
6901	3/4 F x 1 M	2 1/2



**WRIGHT TOOL CO.**

1 1/2" Drive Impact Adaptor

Mfg Part#	Description (in)	Length (in)
84900	1 1/2 F x 1 M	4 5/16



**WRIGHT TOOL CO.**

#5 Spline Drive Impact Adaptor

Mfg Part#	Size
5901	1" M



**WRIGHT TOOL CO.**

1/4" Drive Locking Adaptor

Permits interchange of handles, sockets, and drive tools from one size to another.



Mfg Part#	Description (in)	Length (in)
2413	1/4 F x 1/4 M	1 11/16

**WRIGHT TOOL CO.**

3/8" Drive Locking Adaptor

Mfg Part#	Description (in)	Length (in)
3413	3/8 F x 3/8 M	2 1/16



**WRIGHT TOOL CO.**

1/2" Drive Locking Adaptor

For interchanges of sockets and attachments from one drive size to another.



Mfg Part#	Description (in)
4413	1/2 F x 1/2 M

**WRIGHT TOOL CO.**

3/8" Drive Impact Adaptor

Mfg Part#	Description (in)	Length (in)
3899	3/8 F x 1/2 M	1 3/8



**WRIGHT TOOL CO.**

1/4" Drive Flex Head Ratchet  
Contour Handle-Single Pawl

- Compact design - standard head 25/32"
- Precision machined 45 tooth action - works in the tightest places
- Seven place indexing flex head

Mfg Part#	Length (in)
2495	5 1/2



**WRIGHT TOOL CO.**

1/4" Drive Ratchets  
Contour Handle-Single Pawl

Wright ratchets are engineered to be both strong and compact. While 1/4" drive ratchets are generally in low torque applications, Wright ratchets are actually at home in the world of high torque.

- Compact design - standard head 25/32" - heavy duty head 1 5/64"
- Precision machined 45 tooth action - works in the tightest places
- One-piece kit is easily removed for inspection and lubrication

Mfg Part#	Length (in)
2426	4¾
2492	5¼



**WRIGHT TOOL CO.**

1/4" Drive Ratchet  
Black Industrial Finish  
Contour Handle-Single Pawl

Mfg Part#	Length (in)
32426	4¾



**WRIGHT TOOL CO.**

1/4" Drive Renewal Kits

- One piece design eases replacement
- Just drop into place
- Extends life of ratchet
- On-the-spot purchase eliminates waiting for repair



Mfg Part#	Description
2401	for 2426 & 2495
2493	for 2492
32401	for 32426

**WRIGHT TOOL CO.**

3/8" Drive Ratchet  
Nitrile Comfort Grip, Flex Head-Double Pawl

Double Pawl allows 41 teeth to operate with 82 tooth action and a 4 1/2° Arc swing.

Mfg Part#	Length (in)
3428	10¾



**WRIGHT TOOL CO.**

3/8" Drive Ratchet  
Compact-Palm Size Flex Head for Low Torque Application

Single Pawl

Mfg Part#	Length (in)
3440	5½



**WRIGHT TOOL CO.**

3/8" Drive Ratchet  
Black Knurled Grip-Double Pawl

Double Pawl allows 41 teeth to operate with 82 tooth action and a 4 1/2° Arc swing.

Mfg Part#	Length (in)
33426	7



**WRIGHT TOOL CO.**

3/8" Drive Ratchet  
Black Compact Contour Grip-Single Pawl

Mfg Part#	Length (in)
33430	4¾



**WRIGHT TOOL CO.**

3/8" Drive Ratchet  
Long Contour Handle-Double Pawl

Double Pawl allows 41 teeth to operate with 82 tooth action and a 4 1/2° Arc swing.

Mfg Part#	Length (in)
3425	10



**WRIGHT TOOL CO.**

3/8" Drive Ratchet  
Knurled Grip-Double Pawl

Double Pawl allows 41 teeth to operate with 82 tooth action and a 4 1/2° Arc swing.

Mfg Part#	Length (in)
3426	7



**WRIGHT TOOL CO.**

3/8" Drive Ratchet  
Compact -Palm Size for Low Torque Single Pawl

Mfg Part#	Length (in)	No of Teeth
3430	4¾	45



**WRIGHT TOOL CO.**

3/8" Drive Ratchet  
Nitrile Comfort Grip-Double Pawl

Double Pawl allows 41 teeth to operate with 82 tooth action and a 4 1/2° Arc swing.

Mfg Part#	Length (in)
3400	7½



**WRIGHT TOOL CO.**

3/8" Drive Ratchet  
Nitrile Comfort Grip, Bent Flex Head

Ergonomic Double Offset-Double Pawl

Double Pawl allows 41 teeth to operate with 82 tooth action and a 4 1/2° Arc swing.

Mfg Part#	Length (in)
3429	10¾



**WRIGHT TOOL CO.**

3/8" Drive Ratchet  
Knurled Handle, Raised Cap Lineman's Ratchet-Double Pawl

Double Pawl allows 41 teeth to operate with 82 tooth action and a 4 1/2° Arc swing.

Mfg Part#	Length (in)
3433	7



**WRIGHT TOOL CO.**

3/8" Drive Ratchet  
Pear-Shaped Open Head-  
Single Pawl



Mfg Part#	Length (in)	No of Teeth
3480	7 <sup>7</sup> / <sub>8</sub>	30

**WRIGHT TOOL CO.**

3/8" & 1/4" Combination  
Drive Ratchet  
Pear-Shaped Open Head  
Combination  
Crew Chief Ratchet



Mfg Part#	Length (in)
3482	7 <sup>7</sup> / <sub>8</sub>

**WRIGHT TOOL CO.**

3/8" Drive Ratchet  
Contour Handle-Double Pawl  
Double Pawl allows 41 teeth to operate with 90 tooth action and a 4 1/2° Arc swing.



Mfg Part#	Length (in)
3490	7 <sup>1</sup> / <sub>32</sub>

**WRIGHT TOOL CO.**

3/8" Drive Ratchet  
Knurled Grip, Flex Head-  
Double Pawl



Double Pawl allows 41 teeth to operate with 82 tooth action and a 4 1/2° Arc swing.

Mfg Part#	Length (in)
3427	9 <sup>11</sup> / <sub>16</sub>

**WRIGHT TOOL CO.**

3/8" Drive Ratchet Spinner  
One piece. Easy to use.



Mfg Part#	Length (in)
3431	1 <sup>1</sup> / <sub>4</sub>

**WRIGHT TOOL CO.**

3/8" Drive Ratchet Renewal Kits

- One piece design eases replacement
- Just drop into place
- Extends life of ratchet
- On-the-spot purchase eliminates waiting for repair



Mfg Part#	Description
33491	For 33426 Ratchet
3432	For 3430, 3440, 33430 Ratchets
3481	For 3480 Ratchet
3483	For 3482 Ratchet
3491	For 3400, 3425, 3426, 3427, 3428, 3429, 3490 Ratchets
3434	For 3433 Ratchet

**WRIGHT TOOL CO.**

Construction Spud Ratchet  
1/2" Drive, Spud Handle  
Black Industrial Finish



Mfg Part#	Length (in)	No of Teeth
4428	15	45

**WRIGHT TOOL CO.**

1/2" Drive Ratchets  
Knurled Grip-Double Pawl

Double Pawl allows 45 teeth to operate with 90 tooth action and a 4 1/2° arc swing.



Mfg Part#	Length (in)
4426	10 <sup>1</sup> / <sub>4</sub>
4425	15

**WRIGHT TOOL CO.**

1/2" Drive Ratchet  
Scaffold Wrench, With  
Hammer Head  
2 1/8" Socket Single Pawl



Mfg Part#	Length (in)	No of Teeth
4482	10 <sup>1</sup> / <sub>2</sub>	30

**WRIGHT TOOL CO.**

1/2" Drive Ratchet  
Nitrile Comfort Grip-Double  
Pawl



Double Pawl allows 45 teeth to operate with 90 tooth action and a 4 1/2° arc swing.

Mfg Part#	Length (in)
4400	10 <sup>1</sup> / <sub>2</sub>

**WRIGHT TOOL CO.**

1/2" Drive Ratchets  
Countour Grip-Double Pawl



Double Pawl allows 45 teeth to operate with 90 tooth action and a 4 1/2° arc swing.

Mfg Part#	Length (in)
4490	11
4494	15

**WRIGHT TOOL CO.**

1/2" Drive Ratchets  
Flex Head Knurled Grip-Double Pawl



Double Pawl allows 45 teeth to operate with 90 tooth action and a 4 1/2° arc swing.

Mfg Part#	Length (in)	*
4427	12 <sup>1</sup> / <sub>4</sub>	*
4430	18	*

**WRIGHT TOOL CO.**

1/2" Drive Ratchet  
Knurled Handle, Raised Cap  
Lineman's Ratchet-Double Pawl



Double Pawl allows 45 teeth to operate with 90 tooth action and a 4 1/2° arc swing.

Mfg Part#	Length (in)
4433	10 <sup>1</sup> / <sub>4</sub>



**WRIGHT TOOL CO.**

1/2" Drive Ratchet  
Open Head, Pear Shape-Single Pawl

Single Pawl has 30 teeth to operate and a 8° arc swing.



Mfg Part#	Length (in)	No of Teeth
4480	10½	30

**WRIGHT TOOL CO.**

1/2" Drive Ratchet  
Knurled Handle, Black-Double Pawl

Double Pawl allows 45 teeth to operate with 90 tooth action and a 4 1/2° arc swing.



Mfg Part#	Length (in)
34426	10¼

**WRIGHT TOOL CO.**

1/2" Drive Ratchet Renewal Kits

- One piece design eases replacement
- Just drop into place
- Extends life of ratchet
- On-the-spot purchase eliminates waiting for repair



Mfg Part#	Description
4432	For 4432 Ratchet
4481	For 4480 Ratchet
4491	For 4400, 4425, 4426, 4427, 4430, 4490, 4494 Ratchets
34491	For 34426, 4428 Ratchet
9039	Replacement Tip for 4482 Ratchet

**WRIGHT TOOL CO.**

3/4" Drive Ratchet  
Knurled Steel Handle

- 45 tooth, enclosed mechanism
- Requires only 4 7/8° arc at end of handle to get next bite
- Kit is easily removed for cleaning or replacement



Mfg Part#	Length (in)
6400	24

**WRIGHT TOOL CO.**

3/4" Drive Ratchet  
Long Black Knurled Steel Handle

- 45 tooth, enclosed mechanism
- Requires only 4 7/8° arc at end of handle to get next bite
- Kit is easily removed for cleaning or replacement



Mfg Part#	Length (in)
6425	42

**WRIGHT TOOL CO.**

3/4" Drive Ratchet  
Black Knurled Steel Handle

- 45 tooth, enclosed mechanism
- Requires only 4 7/8° arc at end of handle to get next bite
- Kit is easily removed for cleaning or replacement

Mfg Part#	Length (in)
36400	24

**WRIGHT TOOL CO.**

3/4" Drive Renewal Kits

- One piece design eases replacement
- Just drop into place
- Extends life of ratchet
- On-the-spot purchase eliminates waiting for repair



Mfg Part#	Description
6402	For 6400 Ratchet
36402	For 6425, 36400 Ratchet (Black)

**WRIGHT TOOL CO.**

1" Drive Ratchet  
Black Knurled Steel Handle

- 45 tooth, enclosed mechanism
- Requires only 4 7/8° arc at end of handle to get next bite
- Kit is easily removed for cleaning or replacement



Mfg Part#	Length (in)
38400	30

**WRIGHT TOOL CO.**

1" Drive Ratchet  
Knurled Steel Handle

- 45 tooth, enclosed mechanism
- Requires only 4 7/8° arc at end of handle to get next bite
- Kit is easily removed for cleaning or replacement



Mfg Part#	Length (in)
8400	30

**WRIGHT TOOL CO.**

1" Drive Ratchet  
Long Black Knurled Steel Handle

- 45 tooth, enclosed mechanism
- Requires only 4 7/8° arc at end of handle to get next bite
- Kit is easily removed for cleaning or replacement



Mfg Part#	Length (in)
8425	42

**WRIGHT TOOL CO.**

1" Drive Ratchet Renewal Kits

- One piece design eases replacement
- Just drop into place
- Extends life of ratchet
- On-the-spot purchase eliminates waiting for repair



Mfg Part#	Description
8402	For 8400 Ratchet
38402	For 8425, 38400 Ratchet (black)

**WRIGHT TOOL CO.**

1/4" Drive Extensions

Mfg Part#	Length (in)
2402	2
2404	4
2406	6
2410	10
2414	14



**WRIGHT TOOL CO.**  
3/8" Drive Locking Extensions

Mfg Part#	Length (in)
3417	7 <sup>23</sup> / <sub>32</sub>
3418	9 <sup>23</sup> / <sub>32</sub>
3419	13 <sup>23</sup> / <sub>32</sub>
3421	26 <sup>1</sup> / <sub>16</sub>



**WRIGHT TOOL CO.**  
3/8" Drive Wobble Extensions

Mfg Part#	Length (in)
3409	1 1/2
3410	3
3411	6



**WRIGHT TOOL CO.**  
3/8" Drive Impact Extensions  
Ball Retainer

Mfg Part#	Length (in)
3903	3
3906	6
3908	12



**WRIGHT TOOL CO.**  
3/8" Drive Extensions

Mfg Part#	Length (in)
3402	1 1/2
3403	3
3405	5
3408	8
3412	12
3424	24
3422	34



**WRIGHT TOOL CO.**  
1/2" Drive Extensions

Mfg Part#	Length (in)
4402	1 1/2
4405	5
4410	10
4420	20



**WRIGHT TOOL CO.**  
3/4" Drive Extensions

Mfg Part#	Length (in)
6403	3 1/2
6408	8
6416	16



**WRIGHT TOOL CO.**  
1/2" Drive Impact Extensions

Mfg Part#	Length (in)	Type
4903	2	Pin Lock
4905	5	Ball Lock
4909	10	Pin Lock
4910	24	Ball Lock (1/2 F x 3/8 M)



**WRIGHT TOOL CO.**  
1/2" Drive Wobble Extensions

Mfg Part#	Length (in)
4409	2



**WRIGHT TOOL CO.**  
3/4" Drive Impact Extensions

Mfg Part#	Length (in)
6907	7
6910	10
6913	13



**WRIGHT TOOL CO.**  
1" Drive Impact Extensions

Mfg Part#	Length (in)
8907	7
8910	10
8913	13



**WRIGHT TOOL CO.**  
1" Drive Extensions

Mfg Part#	Length (in)
8408	8
8417	17



**WRIGHT TOOL CO.**  
1 1/2" Drive Impact Extensions

Mfg Part#	Length (in)
84908	8
84912	12
84915	15



**WRIGHT TOOL CO.**  
1/4" Drive Flex Handle  
5" Breakover Bar

Like all Wright flex joints, the square is assembled with steel pin and tension washer. Smoother friction in joint, eliminating binding. Better chrome plating because parts are plated individually before assembly. Eliminates rust. Seven place indexing flex head.



Mfg Part#	Length (in)
2435	5"

**WRIGHT TOOL CO.**  
1/4" Drive Flex Handle  
5" Breakover Bar

Like all Wright flex joints, the square is assembled with steel pin and tension washer. Smoother friction in joint, eliminating binding. Better chrome plating because parts are plated individually before assembly. Eliminates rust. Seven place indexing flex head.



Mfg Part#	Length (in)
2435	5"

**WRIGHT TOOL CO.**  
3/8" Drive Sliding T Handle

Head held in place by friction ball so it can slide to ends of bar with no overhang. Works in tighter places.



Mfg Part#	Length (in)
3443	7

**WRIGHT TOOL CO.**

3/8" Drive Flex Handle  
Knurled Steel Handle

- Steel pin and tension washer construction strength for extra strength
- No binding or locked joints

Mfg Part#	Length (in)
3435	8 <sup>1</sup> / <sub>2</sub>



**WRIGHT TOOL CO.**

3/8" Drive Flex Handle  
Nitrile Handle

- Steel pin and tension washer construction strength for extra strength
- No binding or locked joints

Mfg Part#	Length (in)
3438	8 <sup>1</sup> / <sub>2</sub>



**WRIGHT TOOL CO.**

3/8" Drive Flex Handle  
Contour Handle

- Steel pin and tension washer construction strength for extra strength
- No binding or locked joints

Mfg Part#	Length (in)
3439	10 <sup>3</sup> / <sub>4</sub>



**WRIGHT TOOL CO.**

3/8" Drive Flex Handle  
Black Knurled Steel Handle

- Steel pin and tension washer construction strength for extra strength
- No binding or locked joints

Mfg Part#	Length (in)
33435	8 <sup>1</sup> / <sub>2</sub>



**WRIGHT TOOL CO.**

3/8" Drive Flex Handle Repair Kit

Note: Use single coil spring in body only if there is no hole in handle for the ball and long spring.



Mfg Part#
3436

**WRIGHT TOOL CO.**

1/2" Drive Flex Handle  
Nitrile Handle

- Steel pin and tension washer construction for added strength
- No binding or locked joint

Mfg Part#	Length (in)
4438	18



**WRIGHT TOOL CO.**

1/2" Drive Flex Handles  
Knurled Steel Handle

- Steel pin and tension washer construction for added strength
- No binding or locked joint

Mfg Part#	Length (in)
4434	24
4435	18
4437	10 <sup>5</sup> / <sub>8</sub>



**WRIGHT TOOL CO.**

1/2" Drive Flex Handle  
Contour Handle

- Steel pin and tension washer construction for added strength
- No binding or locked joint

Mfg Part#	Length (in)
4439	16 <sup>9</sup> / <sub>16</sub>



**WRIGHT TOOL CO.**

1/2" Drive Flex Handle  
Black Knurled Steel Handle

- Steel pin and tension washer construction for added strength
- No binding or locked joint

Mfg Part#	Length (in)
34435	18



**WRIGHT TOOL CO.**

1/2" Drive Flex Handle  
Twin Flex™ Handle with Positive  
Lock-on Swivel Blocks at Each End

- With swivel blocks at both ends, our Twin Flex wrench handle accommodates two different sizes of types of attachments
- This makes it easy to customize for special situations that require more than one tool
- Adding various combinations of sockets or crowfoot wrench ends lets you use the Twin Flex as a flare nut wrench, breaker bar, crank or speed handle



Mfg Part#	Length (in)
4440	15 <sup>1</sup> / <sub>4</sub>
4441	Repair Kit

**WRIGHT TOOL CO.**

1/2" Drive Sliding T Handle

Head held in place by friction ball so it can slide to ends of bar with no overhang. Works in tighter places.

Mfg Part#	Length (in)
4443	10 <sup>11</sup> / <sub>16</sub>



**WRIGHT TOOL CO.**

1/2" Drive Flex Handle Repair Kit

Note: Use kit #4436C if handle has hole to accommodate ball and long spring. Otherwise, use kit #4436 which includes the side spring.



Mfg Part#
4436
4436C

**WRIGHT TOOL CO.**

3/4" Drive Flex Handle  
Knurled Steel Handle

- Steel pin and tension washer construction for added strength
- No binding or locked joint

Mfg Part#	Length (in)
6435	21 <sup>5</sup> / <sub>8</sub>



**WRIGHT TOOL CO.**

3/4" Drive Flex Handle  
Black Knurled Steel Handle

- Steel pin and tension washer construction for added strength
- No binding or locked joint

Mfg Part#	Length (in)
36435	21 <sup>5</sup> / <sub>8</sub>



**WRIGHT TOOL CO.**

3/4" Drive Flex Handle  
Twin Flex™ Handle with Locking  
Square Swivel on Both Ends

- With swivel blocks at both ends, the Twin Flex wrench handle accommodates two different sizes of types of attachments
- Adding various combination of sockets or crowfoot wrench ends lets you use the Twin Flex as a flare nut wrench, breaker bar, crank or speed handle
- This makes it easy to customize for special situations that require more than one tool

Mfg Part#	Length (in)
6433	22
6434	Repair Kit



**WRIGHT TOOL CO.**

1" Drive Sliding T Handle

Head held in place by friction ball so it can slide to ends of bar with no overhang. Works in tighter places.

Mfg Part#	Length (in)
8443	22
8444	Repair Kit



**WRIGHT TOOL CO.**

3/4" Drive Sliding T Handle

Head held in place by friction ball so it can slide to ends of bar with no overhang. Works in tighter places.

Mfg Part#	Length (in)
6443	17 <sup>1</sup> / <sub>2</sub>
6444	Repair Kit



**WRIGHT TOOL CO.**

1/2" Drive Speed Wrench  
Speeder

Mfg Part#	Length (in)
4445	16 <sup>3</sup> / <sub>4</sub>



**WRIGHT TOOL CO.**

1/4" Drive Speed Wrench  
Speeder

Mfg Part#	Length (in)
2445	14 <sup>1</sup> / <sub>2</sub>



**WRIGHT TOOL CO.**

3/8" Drive Speed Wrench  
Speeder

Mfg Part#	Length (in)
3445	14 <sup>1</sup> / <sub>2</sub>



**WRIGHT TOOL CO.**

21" Heavy-Duty Mechanic's Box with Tray

Storage Capacity: 1,613 cu. in.



Mfg Part#	Color	Width	Depth	Height	Weight
WT520	Red	21"	8¾"	9"	10.8 lb

**WRIGHT TOOL CO.**

19" Tool Box with Tray

Storage Capacity: 741 cu. in.



Mfg Part#	Color	Width	Depth	Height	Weight
WT528	Red	19"	6"	6½"	5.4 lb

**WRIGHT TOOL CO.**

Tool Boxes

\*NOTE: 96A box is the only one with a 1/2" dimension and handles at each end.  
\*\*NOTE: Box accommodates speeders.



Mfg Part#	Length (in)	Width (in)	Height (in)
11	10¾	4½	1½
12	10¾	4½	1¾
13	13	5¼	1¼
23	11¾	4	3½
45**	18¼	5¼	2¼
W316	16¼	3½	1½
90	6¾	3¾	1½
W408	8	3¾	1½
W411	10½	3¾	2
W416	16	3¾	1½
W417	17¾	3¾	2
W418	18¾	3¾	2
96A*	25½	5¼	3
97	4 <sup>29</sup> / <sub>32</sub>	2 <sup>9</sup> / <sub>16</sub>	1 <sup>9</sup> / <sub>16</sub>
98	20	4	1½

**WRIGHT TOOL CO.**

Tool Boxes



Mfg Part#	Length (in)	Width (in)	Height (in)
W409	8 <sup>1</sup> / <sub>16</sub>	3¾	1½
88	9½	3¾	1½

**WRIGHT TOOL CO.**

Tool Boxes

Chrome catch in center of box. Handle in middle of hip roof top.



Mfg Part#	Length (in)	Width (in)	Height (in)
89	14 <sup>7</sup> / <sub>8</sub>	5¾	3 <sup>3</sup> / <sub>8</sub>

**WRIGHT TOOL CO.**

Tool Boxes

Handle at each end.



Mfg Part#	Length (in)	Width (in)	Height (in)
237	26¼	8 <sup>3</sup> / <sub>16</sub>	3 <sup>3</sup> / <sub>8</sub>

**WRIGHT TOOL CO.**

Tool Boxes

Handle at each end.



Mfg Part#	Length (in)	Width (in)	Height (in)
299	31"	11½	4 <sup>3</sup> / <sub>8</sub>

**WRIGHT TOOL CO.**

2 Drawer 21" Chest

Storage Capacity: 1,228 cu. in.



Mfg Part#	Color	Width	Depth	Height	Weight
WT524	Red	21"	8¾"	9"	16 lb

**WRIGHT TOOL CO.**

3 Drawer 21" Chest

Storage Capacity: 1,606 cu. in.



Mfg Part#	Color	Width	Depth	Height	Weight
WT523	Red	21"	8¾"	12"	23 lb

**WRIGHT TOOL CO.**

Road Warrior™ Tool Chest

5 Drawer, Weather-Resistant

Built Tough for Those Outdoor and Back-of-the-Truck Jobs

- Heavy-gauge metal prevents buckling and cracking
- Drop-front cover has neoprene seal to make the unit water-tight and dust-tight
- Welded side handle allow easy movement
- Powder-coat black paint provides long-lasting durability in outdoor environments
- Full-length drawer holds long tools used on heavy-duty equipment
- Shielded hinges prevent rusting
- Cushion bars attached to tool chest bottom provide protection; keep box off the floor in wet conditions
- Heavy-duty slides assure easy, long term drawer movement



WT916B

- Load Rating: 425 lbs
- Storage Capacity: 6,749 cu. in.

Mfg Part# Color Width Depth Height Weight

WT916B	Black	26"	17 <sup>7</sup> / <sub>8</sub> "	22"	75 lb
WT933B	Black	34"	17 <sup>7</sup> / <sub>8</sub> "	22"	190 lb

**WRIGHT TOOL CO.**

Clips

Clips can be used on any length rail.



Mfg Part#	Size (in)
W2	¼
W3	⅜
W4	½



**WRIGHT TOOL CO.**

**3 Drawer Intermediate Chest**

- Internal, secure, locking mechanism for chests and cabinets
- Heavy duty, full length drawer pulls
- Welded side handles, top chest
- Double lid support brackets
- Storage Capacity: 1,938 cu. in.



Mfg Part#	Color	Width	Depth	Height	Weight
WT805	Red	26½"	12½"	12"	38 lb
WT805B	Black				
WT805BL	Blue				

**WRIGHT TOOL CO.**

**Replacement Lock & Key Sets**



Mfg Part#	Used For	Type
WT009	WT950 & WT960	Tubular Lock
WT3003	WT523 & WT524	Flat Key Lock
WT3010	WT796, WT805, & WT854	Flat Key Lock
WT3012	WT710, WT803, & WT804	Flat Key Lock
WT3014	WT895, WT899, WT814, & WT896	Flat Key Lock
WT3016	WT861	Flat Key Lock

**WRIGHT TOOL CO.**

**Clip Rails**



Mfg Part#	Size (in)	*
<b>SAE Red</b>		
W008	8	*
W010	10	*
W013	13	*
<b>Metric Blue</b>		
W108	8	*
W110	10	*
W113	13	*

**WRIGHT TOOL CO.**

**Side Cabinet Locker  
With Roller Bearing Slides**



Mfg Part#	Color	Width	Depth	Height	Weight
WT844	Red	17¾"	18¾"	56 <sup>15</sup> / <sub>16</sub> "	105 lb
WT844B	Black				
WT844BL	Blue				

**WRIGHT TOOL CO.**

**11 Drawer Roller Cabinet**

- Internal, secure, locking mechanism for chests and cabinets
- Heavy duty, full length drawer pulls
- Welded side handles, top chest
- Double lid support brackets
- Metal gauge roller cabinets: Bottom - 16 gauge; Sides, inside sides and top - 18 gauge; Drawers - 20 gauge
- Storage Capacity: 9,595 cu. in.



Mfg Part#	Color	Width	Depth	Height	Weight
WT896	Red	27"	18¾"	42 <sup>3</sup> / <sub>8</sub> "	151 lb

**WRIGHT TOOL CO.**

**13 Drawer Roller Cabinet  
With Roller Bearing Slides**

- All drawers have smooth roller bearing slides
- Internal, secure, locking mechanism for chests and cabinets
- Heavy-duty, full-length drawer pulls
- Welded side handles, top chest
- Double lid support brackets
- Metal gauge roller cabinets: Bottom - 16 gauge; Sides, inside sides and top - 18 gauge; Drawers - 20 gauge

Mfg Part#	Color	Width	Depth	Height	Weight
WT855	Red	41½"	24 <sup>3</sup> / <sub>8</sub> "	43 <sup>3</sup> / <sub>8</sub> "	-
WT855B	Black				
WT855BL	Blue				

**WRIGHT TOOL CO.**

**14 Drawer Roller Cabinet  
With Roller Bearing Slides**

- All drawers have smooth roller bearing slides
- Internal, secure, locking mechanism for chests and cabinets
- Heavy-duty, full-length drawer pulls
- Welded side handles, top chest
- Double lid support brackets
- Metal gauge roller cabinets: Bottom - 16 gauge; Sides, inside sides and top - 18 gauge; Drawers - 20 gauge

Mfg Part#	Color	Width	Depth	Height	Weight
WT952	Red	53½"	18¾"	42 <sup>3</sup> / <sub>8</sub> "	347 lb

**WRIGHT TOOL CO.**

**12 Drawer Roller Cabinet  
With Roller Bearing Slides**

- Wheels: 6" x 2" 2 swivel, 2 rigid
- All drawers have smooth roller bearing slides
- Internal, secure, locking mechanism for chests and cabinets
- Heavy-duty, full-length drawer pulls
- Welded side handles, top chest
- Double lid support brackets
- Metal gauge roller cabinets: Bottom - 16 gauge; Sides, inside sides and top - 18 gauge; Drawers - 20 gauge



Mfg Part#	Color	Width	Depth	Height	Weight
WT958	Red	60"	24"	47 <sup>3</sup> / <sub>8</sub> "	450 lb
WT958B	Black				
WT958BL	Blue				

**WRIGHT TOOL CO.**

**15 Drawer 42" Roller Cabinet**

- Internal, secure, locking mechanism for chests and cabinets
- Heavy-duty, full length drawer pulls
- Welded side handles, top chest
- Double lid support brackets
- Metal gauge roller cabinets: Bottom - 16 gauge; Sides, inside sides and top - 18 gauge; Drawers - 20 gauge
- Storage Capacity: 14,623 cu. in.



Mfg Part#	Color	Width	Depth	Height	Weight
WT854	Red	41½"	18¾"	42 <sup>3</sup> / <sub>8</sub> "	226 lb
WT854B	Black				
WT854BL	Blue				

**WRIGHT TOOL CO.**

15 Drawer Roller Cabinet  
With Roller Bearing Slides

- All drawers have smooth roller bearing slides
- Internal, secure, locking mechanism for chests and cabinets
- Heavy-duty, full-length drawer pulls
- Welded side handles, top chest
- Double lid support brackets
- Metal gauge roller cabinets: Bottom - 16 gauge; Sides, inside sides and top - 18 gauge; Drawers - 20 gauge



Mfg Part#	Color	Width	Depth	Height	Weight
WT854R	Red	41½"	18¾"	42¾"	255 lb
WT85RB	Black				
WT85RBL	Blue				

**WRIGHT TOOL CO.**

8 Drawer Roller Cabinet  
With Roller Bearing Slides

- Drawer liners
- Top rubber mat
- Internal, secure, locking mechanism for chests and cabinets
- Heavy duty, full length drawer pulls
- Welded side handles, top chest
- Double lid support brackets
- Metal gauge roller cabinets: Bottom - 16 gauge; Sides, inside sides and top - 18 gauge; Drawers - 20 gauge
- Storage Capacity: 14,292 cu. in.



Mfg Part#	Color	Width	Depth	Height	Weight
WT796	Red	35"	18¾"	42¾"	218 lb

**WRIGHT TOOL CO.**

8 Drawer Roller Cabinet  
With Roller Bearing Slides

- All drawers have smooth roller bearing slides
- Internal, secure, locking mechanism for chests and cabinets
- Heavy-duty, full-length drawer pulls
- Welded side handles, top chest. Double lid support brackets
- Metal gauge roller cabinets: Bottom: 16 gauge; Sides, inside sides and top - 18 gauge; Drawers - 20 gauge



Mfg Part#	Color	Width	Depth	Height	Weight
WT798	Red	27"	18¾"	42¾"	161 lb

**WRIGHT TOOL CO.**

3 Drawer Roller Cabinet  
With Compartment

- Internal, secure, locking mechanism for chests and cabinets
- Heavy duty, full length drawer pulls
- Welded side handles, top chest
- Double lid support brackets
- Metal gauge roller cabinets: Bottom - 16 gauge; Sides, inside sides and top - 18 gauge; Drawers - 20 gauge
- Storage Capacity: 10,472 cu. in.



Mfg Part#	Color	Width	Depth	Height	Weight
WT899	Red	27"	18¾"	35½"	90 lb

**WRIGHT TOOL CO.**

8 Drawer Roller Cabinet  
With Compartment

- Internal, secure, locking mechanism for chests and cabinets
- Heavy duty, full length drawer pulls
- Welded side handles, top chest
- Double lid support brackets
- Metal gauge roller cabinets: Bottom - 16 gauge; Sides, inside sides and top - 18 gauge; Drawers - 20 gauge
- Storage Capacity: 12,536 cu. in.



Mfg Part#	Color	Width	Depth	Height	Weight
WT895	Red	27"	18¾"	42¾"	129 lb

**WRIGHT TOOL CO.**

Denim Tool Pouches

Denim back with vinyl front.



Mfg Part#	Width (in)	Height (in)	Used For Sets
A707-Pouch	5	13⅞	A705, A707, A750, & A751
A711-Pouch	7¼	17¼	A711, A752, A758, 9214, 9218, 9462, 9463, 9475, 9476, & 9477
A714-Pouch	9⅞	21½	A714, A715, & 9464
A724-Pouch	7¼	14	723, 724, 754, 9210, 9212, & 9216

## WRIGHT TOOL CO.

### Denim Tool Rolls



Mfg Part#	Width (in)	Height (in)	Pockets
707-ROLL	13	13 <sup>3</sup> / <sub>4</sub>	7
711-ROLL	22 <sup>5</sup> / <sub>8</sub>	17 <sup>3</sup> / <sub>4</sub>	11
714-ROLL	30 <sup>3</sup> / <sub>4</sub>	22 <sup>1</sup> / <sub>4</sub>	14
715-ROLL	28 <sup>1</sup> / <sub>2</sub>	22 <sup>1</sup> / <sub>4</sub>	15
732-ROLL	35	23	18
733-ROLL	33 <sup>1</sup> / <sub>2</sub>	19	14
735-ROLL	11 <sup>1</sup> / <sub>8</sub>	13 <sup>1</sup> / <sub>2</sub>	5
736-ROLL	13 <sup>1</sup> / <sub>2</sub>	16	6
737-ROLL	16 <sup>3</sup> / <sub>4</sub>	21 <sup>1</sup> / <sub>8</sub>	7
738-ROLL	18 <sup>7</sup> / <sub>16</sub>	21	8
739-ROLL	21 <sup>1</sup> / <sub>4</sub>	19 <sup>1</sup> / <sub>4</sub>	10
740-ROLL	11 <sup>5</sup> / <sub>8</sub>	13	6
741-ROLL	20 <sup>7</sup> / <sub>8</sub>	16	10
742-ROLL	15	10 <sup>3</sup> / <sub>4</sub>	7
743-ROLL	7 <sup>3</sup> / <sub>8</sub>	12 <sup>1</sup> / <sub>2</sub>	3
744-ROLL	10 <sup>3</sup> / <sub>8</sub>	12	5
745-ROLL	20 <sup>1</sup> / <sub>2</sub>	10	9
746-ROLL	12 <sup>1</sup> / <sub>8</sub>	20	5
751-ROLL	18	14 <sup>3</sup> / <sub>8</sub>	10
752-ROLL	24	15 <sup>3</sup> / <sub>4</sub>	15
758-ROLL	35 <sup>1</sup> / <sub>4</sub>	16 <sup>3</sup> / <sub>4</sub>	18
9560-ROLL	8 <sup>1</sup> / <sub>4</sub>	10	5

## WRIGHT TOOL CO.

### 10 Drawer Top Chest

#### With Roller Bearing Slides

- Drawer liners
- Internal, secure, locking mechanism for chests and cabinets
- Heavy duty, full length drawer pulls
- Welded side handles, top chest
- Double lid support brackets
- Metal gauge top chest: Case and lid - 18 gauge; Drawers - 20 gauge
- Storage Capacity: 8,845 cu. in.



Mfg Part#	Color	Width	Depth	Height	Weight
WT710	Red	34"	17 <sup>7</sup> / <sub>8</sub> "	20 <sup>1</sup> / <sub>2</sub> "	146 lb

## WRIGHT TOOL CO.

### 10 Drawer Top Chest

- Internal, secure, locking mechanism for chests and cabinets
- Heavy duty, full length drawer pulls
- Welded side handles, top chest
- Double lid support brackets
- Metal gauge top chests: Case and lid - 18 gauge; Drawers - 20 gauge
- Storage Capacity: 4,000 cu. in.



Mfg Part#	Color	Width	Depth	Height	Weight
WT804	Red	26"	12"	18 <sup>7</sup> / <sub>8</sub> "	70 lb
WT804B	Black				
WT804BL	Blue				

## WRIGHT TOOL CO.

### 10 Drawer Drop Front Top Chest

- Internal, secure, locking mechanism for chests and cabinets
- Heavy-duty, full-length drawer pulls
- Welded side handles, top chest
- Double lid support brackets
- Metal gauge top chest: Case and lid - 18 gauge; Drawers - 20 gauge

Mfg Part#	Color	Width	Depth	Height	Weight
WT510	Red	26"	17 <sup>7</sup> / <sub>8</sub> "	20 <sup>1</sup> / <sub>2</sub> "	104 lb

## WRIGHT TOOL CO.

### 12 Drawer Top Chest

- Internal, secure, locking mechanism for chests and cabinets
- Heavy duty, full length drawer pulls
- Welded side handles, top chest
- Double lid support brackets
- Metal gauge top chests: Case and lid - 18 gauge; Drawers - 20 gauge
- Storage Capacity: 3,991 cu. in.



Mfg Part#	Color	Width	Depth	Height	Weight
WT814	Red	26"	12"	18 <sup>7</sup> / <sub>8</sub> "	71 lb

## WRIGHT TOOL CO.

### 6 Drawer Top Chest

- Internal, secure, locking mechanism for chests and cabinets
- Heavy duty, full length drawer pulls
- Welded side handles, top chest
- Double lid support brackets
- Metal gauge top chests: Case and lid - 18 gauge; Drawers - 20 gauge
- Storage Capacity: 3,073 cu. in.



Mfg Part#	Color	Width	Depth	Height	Weight
WT803	Red	26"	12"	14 <sup>1</sup> / <sub>2</sub> "	55 lb

## WRIGHT TOOL CO.

### 6 Drawer Drop Front Top Chest

- Internal, secure, locking mechanism for chests and cabinets
- Heavy-duty, full-length drawer pulls
- Welded side handles, top chest
- Double lid support brackets
- Metal gauge top chest: Case and lid - 18 gauge; Drawers - 20 gauge



Mfg Part#	Color	Width	Depth	Height	Weight
WT503	Red	26"	12"	14 <sup>1</sup> / <sub>2</sub> "	57 lb

## WRIGHT TOOL CO.

### 6 Drawer Top Chest

#### With Roller Bearing Slides

- All drawers have smooth roller bearing slides
- Internal, secure, locking mechanism for chests and cabinets
- Heavy-duty, full-length drawer pulls
- Welded side handles, top chest
- Double lid support brackets
- Metal gauge top chest: Case and lid - 18 gauge; Drawers - 20 gauge



Mfg Part#	Color	Width	Depth	Height	Weight
WT816	Red	26"	17 <sup>7</sup> / <sub>8</sub> "	20 <sup>1</sup> / <sub>2</sub> "	103 lb



### WRIGHT TOOL CO.

7 Drawer Top Chest  
With Roller Bearing Slides

- All drawers have smooth roller bearing slides
- Internal, secure, locking mechanism for chests and cabinets
- Heavy-duty, full-length drawer pulls
- Welded side handles, top chest
- Double lid support brackets
- Metal gauge top chest: Case and lid - 18 gauge; Drawers - 20 gauge



Mfg Part#	Color	Width	Depth	Height	Weight
WT877	Red	40½"	17⅞"	20½"	145 lb
WT877B	Black				
WT877BL	Blue				

### WRIGHT TOOL CO.

8 Drawer Top Chest  
With Roller Bearing Slides

- All drawers have smooth roller bearing slides
- Drawer liners included
- Registration or serial number on each box
- Locks: high security tubular key design
- Locking mechanism: type that close and lock drawer when cabinet is locked
- Not rear activated
- Gas struts on lid of top chest
- Forklift access on top chest
- Metal gage top chest: Case, lid and drawers - 18 gage



Mfg Part#	Color	Width	Depth	Height	Weight
WT968	Red	52⅞"	17⅞"	22¼"	400 lb
WT968B	Black				
WT968BL	Blue				

### WRIGHT TOOL CO.

Angle Style Wrench Racks

Mfg Part#	Pieces	Color
S1198RACK	7	Red
S1202RACK	11	Red
S1203RACK	15	Red



### WRIGHT TOOL CO.

9 Drawer 42" Top Chest

- Internal, secure, locking mechanism for chests and cabinets
- Heavy-duty, full length drawer pulls
- Welded side handles, top chest
- Double lid support brackets
- Metal gauge top chest: Case and lid - 18 gauge; Drawers - 20 gauge
- Storage Capacity: 9,205 cu. in.



Mfg Part#	Color	Width	Depth	Height	Weight
WT861	Red	40½"	17⅞"	20½"	137 lb
WT861B	Black				
WT861BL	Blue				

### WRIGHT TOOL CO.

9 Drawer Top Chest  
With Roller Bearing Slides

- All drawers have smooth roller bearing slides
- Internal, secure, locking mechanism for chests and cabinets
- Heavy-duty, full-length drawer pulls
- Welded side handles, top chest
- Double lid support brackets
- Metal gauge top chest: Case and lid - 18 gauge; Drawers - 20 gauge



Mfg Part#	Color	Width	Depth	Height	Weight
WT865	Red	41½"	18¾"	-	-
WT865B	Black				
WT865BL	Blue				

### WRIGHT TOOL CO.

Straight Style Wrench Racks

Mfg Part#	Pieces	Color
S1507RACK	7	Red
S1512RACK	11	Red
S1510RACK	10	Black



### WRIGHT TOOL CO.

9 Drawer Top Chest  
With Roller Bearing Slides

- All drawers have smooth roller bearing slides
- Internal, secure, locking mechanism for chests and cabinets
- Heavy-duty, full-length drawer pulls
- Welded side handles, top chest
- Double lid support brackets
- Metal gauge top chest: Case and lid - 18 gauge; Drawers - 20 gauge



Mfg Part#	Color	Width	Depth	Height	Weight
WT962	Red	52⅞"	17⅞"	22½"	-

### WRIGHT TOOL CO.

13 Drawer Mobile Work Station  
With Roller Bearing Slides

- All drawers have heavy-duty roller bearing slides and drawer liners
- Powder-coat paint resists scratching and chemicals
- Six 6" casters provide easy movement throughout the shop
- Heavy-gauge metal / top and bottom-reinforced for years of use
- Full-length 4" drawer for socket and power tool storage
- Load rating: 5,000 pounds of tool storage
- Storage Capacity: 31,573 cu. in.



Mfg Part#	Color	Width	Depth	Height	Weight
WT950	Red	54"	30"	42¾"	550 lb
WT950B	Black				

### WRIGHT TOOL CO.

10 Drawer Mega Chest  
With Roller Bearing Slides

- All drawers have heavy-duty roller bearing slides and drawer liners
- Heavy-gauge metal for a lifetime of use
- Gas shock automatically raises lid
- Fork-lift access in back for easy placement on a mobile work station
- Load rating: 3,000 pounds of tool storage
- Storage Capacity: 25,747 cu. in.

Mfg Part#	Color	Width	Depth	Height	Weight
WT960	Red	54"	30"	26⅞"	425 lb
WT960B	Black				
WT960BL	Blue				

## WRIGHT TOOL CO.

### Torque Multipliers

A torque multiplier is used to reduce effort needed to tighten or loosen a fastener. By using a torque multiplier, thousands of foot pounds of torque can be accurately applied with a standard 250 foot pound torque wrench.

- Safe - The unique one-piece construction requires use of just one tool.
- Accurate - Use of needle roller bearings produces more efficient and repeatable output torque.
- Easy To Use - The low input torque requirement makes the tools easy to use. Most tools require less than 200 ft-lb input to obtain the multipliers maximum output torque.
- Simple - A torque conversion chart is attached directly on top of each tool to show the operator the torque input required for a given torque output.

\*Heavy Duty Compact Design

\*\*Anti-Backlash



Mfg Part#	Input Drive (in)	Output Drive (in)	Output Capacity	Input Capacity	Torque Ratio	Length (in)
9S290P*	½ F	¾ M	750 ft lb	227 ft lb	3.3:1	8¾
9S291	½ F	¾ M	1000 ft lb	303 ft lb	3.3:1	17½
9S391	½ F	¾ M	1200 ft lb	200 ft lb	6:1	19.6
9S292	¾ F	1 M	2000 ft lb	571 ft lb	3.5:1	19½
9S392B**	½ F	1 M	2200 ft lb	162 ft lb	13.6:1	19¾
9S393A**	½ F	1 M	3200 ft lb	173 ft lb	18.5:1	19¾

## WRIGHT TOOL CO.

### Torque Multipliers

#### Plate Reaction Style

Mfg Part#	Input (in)	Output Capacity	Input Capacity	Torque Ratio	Output Square (in)	Length (in)
9S492	½	2200 ft lb	162 ft lb	13.6:1	1	14
9S394	½	5000 ft lb	189 ft lb	26.5:1	1½	14.9
9S395	½	8000 ft lb	154 ft lb	52.0:1	1½	15.2
9S396	½	12000 ft lb	171 ft lb	70.0:1	1½	19.81



## WRIGHT TOOL CO.

### Air Motor For Torque Multipliers

Not for use on: 9S290P, 9S291, & 9S292

Mfg Part#	Output Drive	Output Capacity	Air Pressure Capacity	Free Speed	Length
9S3900A	½ in	200 ft lb	60 psi	70 rpm	16.25 in






**WRIGHT TOOL CO.**

Reaction Foot Torque Multipliers

Mfg Part#	Input (in)	Output Capacity	Torque Ratio	Output Square (in)	Head Dia (in)	Height (in)
9STM12	1/2	735 lbf-ft	3.4:1	3/4	3.4	7.3
9STM30	1/2	1845 lbf-ft	10.5:1	1	3.4	8.7
9STM70	1/2	4425 lbf-ft	33:1	1 1/2	4.5	10.6

*Straight Foot Tool*

9SSFT For 9STM12 & 9STM30



**WRIGHT TOOL CO.**

Torque Multipliers  
Replacement Output Squares



Mfg Part#	Description
9S391RS	For 9S391
9S392RS	For 9S392B & 9S492
9S393RS	For 9S393A
9S394RS	For 9S394
9S395RS	For 9S395

**WRIGHT TOOL CO.**

Torque Screwdrivers



Blue Metallic Finish, individually serialized with matching certificate of calibration traceable to N.I.S.

Mfg Part#	Drive Size (in)	Torque Range	Increments
2462	1/4	20-100 in oz	1 in oz
2463	1/4	3-15 in lb	.2 in lb
2464	1/4	5-40 on lb	.5 in lb

**WRIGHT TOOL CO.**

Torque Wrenches  
Dial Type

All dial torque wrenches are "State-of-the-Art" torque wrenches. Exclusive torsion beam design provides long life and accuracy.

- Exclusive bi-polar dual scales, English and Metric, permits accurate reading of both scales, with follower needle
- Equally accurate in both left and right hand direction
- Torsion drive design
- Large easy-to-read dial
- User assured of long life and reliability
- Accurate, +- 4% both ways
- Meets or exceeds requirements of GGG-W686 and/or ANSI B107.14M
- All wrenches shipped in plastic storage box or metal case



Mfg Part#	Drive Size (in)	Torque Range	Grads	Length (in)
-----------	-----------------	--------------	-------	-------------

*Inch Pound*

2470	1/4	0-30 in lb	.5 in lb	10
2471	1/4	0-75 in lb	1 in lb	10
3470	3/8	0-150 in lb	2 in lb	10
3471	3/8	0-250 in lb	5 in lb	10
3472	3/8	0-600 in lb	10 in lb	14 7/8

*Foot Pound*

3473	3/8	0-50 ft lb	1 ft lb	14 7/8
4470	1/2	0-175 ft lb	5 ft lb	21 1/2
4471	1/2	0-250 ft lb	5 ft lb	21 1/2
4472	1/2	0-250 ft lb	5 ft lb	23 1/2
6471	3/4	0-350 ft lb	10 ft lb	27 7/8
6470	3/4	0-600 ft lb	10 ft lb	46 1/2
8470	1	0-1000 ft lb	20 ft lb	74

**WRIGHT TOOL CO.**

Torque Wrenches  
Electric Dial Type



Electric wrenches have an electric light and an audible buzzer. An operator may elect to preset a torque value on the dial face of the torque wrench prior to torquing. Battery Included

Mfg Part#	Drive Size (in)	Torque Range	Grads	Length (in)
6472	3/4	0-600 ft lb	20 Nm	46 1/2
8471	1	0-1000 ft lb	25 Nm	74
8472	1	0-2000 ft lb	50 Nm	122

**WRIGHT TOOL CO.**

Beam Torque Screwdrivers



- Dual Scale
- Chrome Finish
- Professional Industrial Quality
- Pivot point handle of high impact plastic that meets or exceeds government drop test. Calibration traceable to NIST (NBS) standards.
- Torque right or left hand direction
- Meets and/or exceeds federal specifications GGG-S-686 or ANSI B 107.14M

Mfg Part#	Drive Size (in)	Primary Scale	Grads	Length (in)
3442	3/8	0-600 in lb	25	16
4442	1/2	0-150 ft lb	5	19.5

**WRIGHT TOOL CO.**

Torque Wrenches  
Micro-Adjustable "Click Type"  
Metal Handle

- Rugged
- All parts made from alloy tool steel for long life accuracy. Accuracy meets or exceeds all applicable government specifications
- Exposed scale
- Positive lock with spring loaded pull down lock ring. Super rugged knurled metal for industrial use. Pull lock ring down and turn handle to adjust reading. Positive locking device cannot be jarred into unlock position
- All wrenches meet or exceed ANSI B 107.14M of GSS-S-686, Which ever applies
- Ratchet head models are 24 tooth industrial grade ratchets designed for industrial use
- Features a push button socket "quick release" mechanism
- Micrometer "clicker" torque wrenches feature a distinct breaking action when the set torque is reached
- All wrenches will be shipped in fitted blow mold plastic storage boxes, except 8447, which will be in a metal box



Drive Size (in)	Torque Range	Incr	Length (in)
<b>Inch Pound</b>			
1/4	20-150 in lb	1	8 3/4
3/8	30-200 in lb	1	8 3/4
3/8	150-1000 in lb	5	14 3/4
1/2	700-1600 in lb	10	18
1/2	300-2500 in lb	10	18
<b>Foot Pound</b>			
3/8	5-75 ft lb	0.5	14 3/4
3/8	10-100 ft lb	0.5	14 3/4
1/2	20-150 ft lb	1	18
1/2	30-250 ft lb	1	18
3/4	100-600 ft lb	5	43
1	200-1000 ft lb	5	70
1	200-1000 ft lb	5	69
1	300-200 ft lb	10	108 1/2

**Inch Pound Repair Kits**

- For 2477
- For 3478
- For 3479
- For 4476 & 4479

**Foot Pound Repair Kits**

- For 3447 & 3477
- For 4477 & 4478
- For 6448

**Replacement Kits**

- For 6448
- For 8447

**WRIGHT TOOL CO.**

Electronic Torque Wrenches  
Computorq III



The E-WRENCH digitally displays fastener torque specification settings, torque readings and peak hold measurements.

- Display – The wrench features a custom LCD with keypad selectable torque units conversion readout in ft-lb, in-lb kg-cm and Nm. 10 Bar-graph for Preset value.
- Setting – Torque specification for fastener. The set value is adjustable between 10% and 100% of full scale by pushing the up or down keys. The scrolling display adjustment rolls-over at both ends for convenient and quick setting.
- Tracking – While wrenching, the display switches to read the actual torque applied with a 0.2 second update rate.
- Audible and LED's – When the applied torque equals the set torque value the wrench outputs a 1/2 second audible tone and the Green LED's and Red LED's lit until torque is released. Yellow LED's will light at -10% of Preset-torque.
- Peak Hold – When torque is released the display holds and flashes the peak torque reading for 10 seconds or until torque is re-applied.
- Overload – If the wrench is used beyond 100% full scale the audible tone will pulse rapidly to warn the operator to stop. At 125% of full scale the display will lock up and read " - - - "
- Zero – Automatic self-check and re-zero at power-on and any time the ON/ZERO key is pushed. (This is not a calibration check).
- Setup Memory – At power-on the wrench returns to the last unit and torque setting.
- Battery – The WRIGHT TOOL WRENCH uses three standard replaceable "CR123" Lithium cells for better than 80 hours continuous operation. A display indicator shows battery condition. A flashing "bAtt" display means the wrench is no longer accurate and the battery must be replaced.
- Auto Power Off - Automatic shut-off after sitting idle for 2 minutes.

Mfg Part#	Drive Size (in)	Torque Range	Length (in)
2473	1/4	5-50 in lb, 5.6-56 dNm, 5.7-57 cmKg, 80-800 in oz	13.5
3474	3/8	25-250 in lb, 28-282 dNm, 29-288 cmkg	14.9
4474	1/2	25-250 ft lb, 34-388 Nm, 3.4-34 mKg	21.5

**WRIGHT TOOL CO.**

Electronic Torque Wrenches  
Computorq II



- Largest Storage Capacity Available - Up to 4000 torque values can be stored in memory. An audible tone signals when memory is full.
- Downloading Capacity - Computorq II is equipped to download individual torque values or store values in memory which can be directly downloaded to a printer/computer/data logger via RS232.
- Easy Set-Up - Target torque values (high and low percentages, +/- tolerances and torque engineering units) are easily programmed through the keypad and shown on the LCD.
- Audio Signal - An audio signal is emitted when the minimum acceptable preset torque value is reached or the upper torque limit is exceeded.
- Visual Indicators - Bright green and red LEDs are standard indicators of high and low preset torque limits.

Mfg Part#	Drive Size (in)	Torque Range	Length (in)
6473	3/4	60-600 ft lb, 81-813 Nm, 8.3-83 mKg	46.5
8473	1	100-1000 ft lb, 135-1355 Nm, 14-138 mKg	74.0

**WRIGHT TOOL CO.**

Adjustable Construction Wrench  
Black Industrial Finish



Mfg Part#	Size (in)	Length (in)
9414	1 19/32	16

**WRIGHT TOOL CO.**

Barrel Pins



Mfg Part#	Size (in)
9A611	7/16 x 6
9A613	1 1/16 x 6
9A635	1 5/16 x 8
9A636	1 1/16 x 8
9A637	1 3/16 x 8
9A638	1 5/16 x 8

**WRIGHT TOOL CO.**

Broad Head Bull Pins



Mfg Part#	Length (in)	Top Dia (in)	Bottom Dia (in)
9A649	10 3/8	1 1/16	1/4
9A650	13 3/4	1 1/4	5/16

**WRIGHT TOOL CO.**

Construction - Structural Wrenches  
Offset Head, Spud Handle  
Black Industrial Finish



Size (in)	Nut Type	Bolt Size (in)	Length (in)
3/16	U.S. Regular	1/2	14 1/2
7/8	U.S. Heavy	1/2	14 1/2
1 5/16	Utility	5/8	14 3/4
1	U.S. Regular	5/8	14 3/4
1 1/16	U.S. Heavy	5/8	14 3/4
1 1/8	U.S. Regular	3/4	16 1/2
1 1/4	U.S. Heavy	3/4	16 1/2
1 5/16	U.S. Regular	7/8	17 1/4
1 7/16	U.S. Heavy	7/8	17 1/4
1 1/2	U.S. Regular	1	17 11/16
1 5/8	U.S. Heavy	1	17 11/16

**WRIGHT TOOL CO.**

Construction - Structural Wrenches  
12 Pt, Spud Handle  
Black Industrial Finish

Mfg Part#	Size (in)	Length (in)
1756	1 3/16	12
1758	7/8	12
1760	1 5/16	12
1762	1	12
1764	1 1/16	15
1766	1 1/8	15
1770	1 1/4	17
1772	1 5/16	17
1776	1 7/16	21
1778	1 1/2	21
1782	1 5/8	22
1784	1 11/16	22
1788	1 13/16	23
1790	1 7/8	23
1794	2	24 1/2
1795	2 3/16	26
1796	2 3/8	28
1797	2 5/16	30
1798	2 3/4	30



**WRIGHT TOOL CO.**

15° & 60° Angle Wrench Set  
Set No 732- 18 Piece

Set Includes: 11/32", 3/8", 7/16", 1/2", 9/16", 5/8", 11/16", 3/4", 13/16", 7/8", 15/16", 1", 1 1/16", 1 1/8", 1 1/4", 1 3/8", 1 7/16", 1 1/2", and Denim Tool Roll



Mfg Part#  
732

**WRIGHT TOOL CO.**

15° & 60° Angle Wrench Set  
Set No 733- 14 Piece

Set Includes: 3/8", 7/16", 1/2", 9/16", 5/8", 11/16", 3/4", 13/16", 7/8", 15/16", 1", 1 1/16", 1 1/8", 1 1/4", and Denim Tool Roll



Mfg Part#  
733

**WRIGHT TOOL CO.**

15° & 60° Angle Wrench Set  
Set No 734- 7 Piece

Set Includes: 3/8", 7/16", 1/2", 9/16", 5/8", 11/16", 3/4", and Denim Tool Roll

Mfg Part#  
734



**WRIGHT TOOL CO.**

Box Wrench Set  
12 Pt Satin Finish, Modified Offset  
Set No 747 - 5 Piece

Set Includes: 5/16" x 3/8", 7/16" x 1/2", 9/16" x 5/8", 11/16" x 3/4", 13/16" x 7/8" and Denim Tool Roll

Mfg Part#  
747



**WRIGHT TOOL CO.**

Box Wrench Set  
12 Pt Satin Finish, Modified Offset  
Set No 749 - 7 Piece

Set Includes: 5/16" x 3/8", 7/16" x 1/2", 9/16" x 5/8", 11/16" x 3/4", 13/16" x 7/8", 15/16" x 1", 1 1/16" x 1 1/8", and Denim Tool Roll

Mfg Part#  
749



**WRIGHT TOOL CO.**

Combination Wrench Set  
12 Pt, 11 Piece  
Set No 711

Set Includes: 3/8", 7/16", 1/2", 9/16", 5/8", 11/16", 3/4", 13/16", 7/8", 15/16", 1" and Demin Tool Roll

Mfg Part#  
711



**WRIGHT TOOL CO.**

Combination Wrench Set  
12 Pt, 15 Piece

Set No 715

Set Includes: 5/16", 3/8", 7/16", 1/2", 9/16", 5/8", 11/16", 3/4", 13/16", 7/8", 15/16", 1", 1 1/16", 1 1/8", 1 1/4" and Denim Tool Roll



Mfg Part #  
715

**WRIGHT TOOL CO.**

Combination Wrench Set  
12 Pt, Full Polish

Set No 914 - 14 Piece

Set Includes: 3/8", 7/16", 1/2", 9/16", 5/8", 11/16", 3/4", 13/16", 7/8", 15/16", 1", 1 1/16", 1 1/8", 1 1/4" and Denim Tool Roll



Mfg Part #  
914

**WRIGHT TOOL CO.**

Combination Wrench Set  
12 Pt Metric, 15 Piece

Set No 752

Set Includes: 7mm, 8mm, 9mm, 10mm, 11mm, 12mm, 13mm, 14mm, 15mm, 16mm, 17mm, 18mm, 19mm, 21mm, 22mm, and Denim Tool Roll



Mfg Part #  
752

**WRIGHT TOOL CO.**

Combination Wrench Set  
12 Pt, 26 Pieces

Set No 726

Set Includes: 1/4", 5/16", 3/8", 7/16", 1/2", 9/16", 5/8", 11/16", 3/4", 13/16", 7/8", 15/16", 1", 1 1/16", 1 1/8", 1 1/4", 1 1/2", 1 3/8", 1 7/8", 1 1/2", 1 5/8", 1 11/16", 1 3/4", 1 13/16", 1 7/8", 2" and Cardboard Box



Mfg Part #  
726

**WRIGHT TOOL CO.**

Combination Wrench Set  
12 Pt Metric, 10 Piece

Set No 751

Set Includes: 10mm, 11mm, 12mm, 13mm, 14mm, 15mm, 16mm, 17mm, 18mm, 19mm, and Denim Tool Roll



Mfg Part #  
751

**WRIGHT TOOL CO.**

Combination Wrench Set  
Miniature, 10 Piece

Set No 787

Set Includes: 5/32", 3/16", 1/8", 9/32", 5/16", 3/8", 7/16", and Plastic Pouch



Mfg Part #  
787

**WRIGHT TOOL CO.**

Combination Wrench Set  
Metric Miniature, 10 Piece

Set No 788

Set Includes: 4mm, 4.5mm, 5mm, 5.5mm, 6mm, 7mm, 8mm, 9mm, 10mm, 11mm, and Plastic Pouch



Mfg Part #  
788

**WRIGHT TOOL CO.**

Combination Wrench Set  
12 Pt, 7 piece

Set No 705

Set Includes: 1/4", 5/16", 3/8", 7/16", 1/2", 9/16", 5/8", and Denim Tool Roll



Mfg Part #  
705

**WRIGHT TOOL CO.**

Combination Wrench Set  
12 Pt, 16 Pieces

Set No 730

Set Includes: 1 5/16", 1 3/8", 1 7/16", 1 1/2", 1 5/8", 1 11/16", 1 3/4", 1 13/16", 1 7/8", 2", 2 1/16", 2 1/8", 2 3/16", 2 1/4", 2 3/8", 2 1/2" and Cardboard Box



Mfg Part #  
730

**WRIGHT TOOL CO.**

Combination Wrench Set  
12 Pt Metric, 18 Piece

Set No 758

Set Includes: 7mm, 8mm, 9mm, 10mm, 11mm, 12mm, 13mm, 14mm, 15mm, 16mm, 17mm, 18mm, 19mm, 20mm, 21mm, 22mm, 23mm, 24mm, and Denim Tool Roll



Mfg Part #  
758

**WRIGHT TOOL CO.**

Combination Wrench Set  
12 Pt Metric, 28 Piece

Set No 760

Set Includes: 6mm, 7mm, 8mm, 9mm, 10mm, 11mm, 12mm, 13mm, 14mm, 15mm, 16mm, 17mm, 18mm, 19mm, 20mm, 21mm, 22mm, 23mm, 24mm, 25mm, 26mm, 27mm, 30mm, 32mm, 36mm, 41mm, 46mm, 50mm, and Cardboard Box



Mfg Part #  
760



**WRIGHT TOOL CO.**

Combination Wrench Set  
12 Pt Metric, Black Finish

Set No 720 - 7 Piece

Set Includes: 3/8", 7/16", 1/2", 9/16", 5/8", 11/16", 3/4", and Denim Tool Roll



Mfg Part#  
720

**WRIGHT TOOL CO.**

Combination Wrench Set  
12 Pt Metric, Black Finish

Set No 721 - 14 Piece

Set Includes: 3/8", 7/16", 1/2", 9/16", 5/8", 11/16", 3/4", 13/16", 7/8", 15/16", 1", 1 1/16", 1 1/8", 1 1/4" and Denim Tool Roll



Mfg Part#  
721

**WRIGHT TOOL CO.**

Combination Wrench Set  
12 Pt, Full Polish

Set No 915 - 15 Piece

Set Includes: 5/16", 3/8", 7/16", 1/2", 9/16", 5/8", 11/16", 3/4", 13/16", 7/8", 15/16", 1", 1 1/16", 1 1/8", 1 1/4" and Denim Tool Roll



Mfg Part#  
915

**WRIGHT TOOL CO.**

Combination Wrench Set  
12 Pt, Full Polish

Set No 911 - 11 Piece

Set Includes: 3/8", 7/16", 1/2", 9/16", 5/8", 11/16", 3/4", 13/16", 7/8", 15/16", 1", and Denim Tool Roll



Mfg Part#  
911

**WRIGHT TOOL CO.**

Combination Wrench Set  
12 Pt, Full Polish

Set No 907 - 7 Piece

Set Includes: 3/8", 7/16", 1/2", 9/16", 5/8", 11/16", 3/4", and Denim Tool Roll



Mfg Part#  
907

**WRIGHT TOOL CO.**

Combination Wrench Set  
12 Pt, Full Polish

Set No 905 - 7 Piece

Set Includes: 1/4", 5/16", 3/8", 7/16", 1/2", 9/16", 5/8", and Denim Tool Roll



Mfg Part#  
905

**WRIGHT TOOL CO.**

Combination Wrench Set  
12 Pt Metric, Full Polish

Set No 950 - 11 Piece

Set Includes: 7mm, 8mm, 9mm, 10mm, 11mm, 12mm, 13mm, 14mm, 15mm, 17mm, 19mm, and Denim Tool Roll



Mfg Part#  
950

**WRIGHT TOOL CO.**

Combination Wrench Set  
12 Pt Metric, Full Polish

Set No 952 - 15 Piece

Set Includes: 7mm, 8mm, 9mm, 10mm, 11mm, 12mm, 13mm, 14mm, 15mm, 16mm, 17mm, 18mm, 19mm, 21mm, 22mm, and Denim Tool Roll



Mfg Part#  
952

**WRIGHT TOOL CO.**

Combination Wrench Set  
12 Pt Metric, Full Polish

Set No 958 - 18 Piece

Set Includes: 7mm, 8mm, 9mm, 10mm, 11mm, 12mm, 13mm, 14mm, 15mm, 16mm, 17mm, 18mm, 19mm, 20mm, 21mm, 22mm, 23mm, 24mm, and Denim Tool Roll



Mfg Part#  
958

**WRIGHT TOOL CO.**

Flare Nut Wrench Set  
Set No 743 - 3 Piece

Set Includes: 3/8" x 7/16", 1/2" x 9/16", 5/8" x 11/16", and Denim Tool Roll



Mfg Part#  
743

**WRIGHT TOOL CO.**

Flare Nut Wrench Set  
Metric, 5 Piece

Set No 744

Set Includes: 9 x 11mm, 10 x 12mm, 13 x 14mm, 15 x 17mm, 19 x 12mm, and Denim Tool Roll



Mfg Part#  
744

**WRIGHT TOOL CO.**

Combination Wrench Set  
Open-End & Flare Nut

Set No 742 - 7 Piece

Set Includes: 3/8", 7/16", 1/2", 9/16", 5/8", 11/16", 3/4", and Denim Tool Roll



Mfg Part#  
742



**WRIGHT TOOL CO.**

Open-End Wrench Set  
Metric Miniature, 7 Piece

Set No 799

Set Includes: 5.5mm, 6mm, 7mm, 8mm, 9mm, 10mm, 11mm, and Plastic Pouch



Mfg Part#  
799

**WRIGHT TOOL CO.**

Open-End Wrench Set  
Miniature, 8 Piece

Set No 798

Set Includes: 7/32", 15/64", 1/4", 9/32", 5/16", 11/32", 3/8", 7/16", and Plastic Pouch



Mfg Part#  
798

**WRIGHT TOOL CO.**

Open-End Wrench Set  
Full Polish, 5 Piece

Set No 735

Set Includes: 3/8" x 7/16", 1/2" x 9/16", 9/16" x 5/8", 11/16" x 3/4", 13/16" x 7/8", and Denim Tool Roll



Mfg Part#  
735

**WRIGHT TOOL CO.**

Open-End Wrench Set  
Full Polish, 6 Piece

Set No 736

Set Includes: 1/4" x 5/16", 3/8" x 7/16", 1/2" x 9/16", 5/8" x 11/16", 3/4" x 13/16", 7/8" x 15/16", and Denim Tool Roll



Mfg Part#  
736

**WRIGHT TOOL CO.**

Open-End Wrench Set  
Full Polish, 8 Piece

Set No 738

Set Includes: 1/4" x 5/16", 3/8" x 7/16", 1/2" x 9/16", 5/8" x 11/16", 3/4" x 13/16", 7/8" x 15/16", 15/16" x 1", 1 1/8" x 1 1/4" and Denim Tool Roll



Mfg Part#  
738

**WRIGHT TOOL CO.**

Open-End Wrench Set  
Full Polish, 10 Piece

Set No 739

Set Includes: 1/4" x 5/16", 5/16" x 3/8", 7/16" x 1/2", 1/2" x 9/16", 9/16" x 5/8", 5/8" x 3/4", 11/16" x 3/4", 13/16" x 7/8", 15/16" x 1", 1 1/16" x 1 1/8", and Denim Tool Roll



Mfg Part#  
739

**WRIGHT TOOL CO.**

Open-End Wrench Set  
Metric, Full Polish

Set No 740 - 6 Piece

Set Includes: 8 x 9mm, 10 x 11mm, 12 x 13mm, 14 x 15mm, 16 x 17mm, 18 x 19mm, and Denim Tool Roll



Mfg Part#  
740

**WRIGHT TOOL CO.**

Open-End Wrench Set  
Metric, Full Polish

Set No 741- 10 Piece

Set Includes: 6 x 7mm, 8 x 9mm, 10 x 11mm, 12 x 13mm, 14 x 15mm, 16 x 17mm, 18 x 19mm, 20 x 22mm, 21 x 23mm, 24 x 26mm, and Denim Tool Roll



Mfg Part#  
741

**WRIGHT TOOL CO.**

Ratcheting Box Wrench Set  
Offset Pattern, 5 Piece

Set No 9429

Set Includes: 1/4" x 5/16", 3/8" x 7/16", 1/2" x 9/16", 5/8" x 11/16", 3/4" x 7/8", and Denim Tool Roll



Mfg Part#  
9429

**WRIGHT TOOL CO.**

Metric Ratcheting Box Wrench Set  
Straight Pattern, 5 Piece

Set No 9430

Set Includes: 7 x 8mm, 9 x 10mm, 11 x 12mm, 13 x 14mm, 15 x 17mm, and Denim Tool Roll



Mfg Part#  
9430

**WRIGHT TOOL CO.**

Ratcheting Box Wrench Set  
Straight Pattern, 5 Piece

Set No 9439

Set Includes: 1/4" x 5/16", 3/8" x 7/16", 1/2" x 9/16", 5/8" x 11/16", 3/4" x 7/8", and Denim Tool Roll



Mfg Part#  
9439

**WRIGHT TOOL CO.**

Metric Ratcheting Box Wrench Set  
Offset Pattern, 7 Piece

Set No 9446

Set Includes: 7 x 8mm, 9 x 10mm, 11 x 12mm, 13 x 14mm, 15 x 17mm, 16 x 18mm, 19 x 21mm and Denim Tool Roll



Mfg Part#  
9446

**WRIGHT TOOL CO.**

Ratcheting Flare Wrench Set  
Set No 1640 - 7 Piece

Set Includes: 3/8", 7/16", 1/2", 9/16", 5/8", 11/16", 3/4", and Vinyl Tool Roll



Mfg Part#
1650

**WRIGHT TOOL CO.**

Service Wrench Set  
30° Angle, Satin Finish  
Set No 745 - 9 Piece

Set Includes: 3/4", 13/16", 7/8", 15/16", 1", 1 1/16", 1 1/8", 1 3/16", 1 1/4", and Denim Tool Roll



Mfg Part#
745

**WRIGHT TOOL CO.**

Adjustable Hook Spanner Wrench Set  
Black Industrial Finish  
Set No 9629 - 4 Piece

Set Includes: 3/4 to 2", 1/8" Hook; 1 1/4 to 3", 5/32 Hook; 2 to 4 3/4", 3/16" Hook; & 4 1/2 to 6 1/4", 5/16" Hook



Mfg Part#
9629

**WRIGHT TOOL CO.**

Adjustable Wrenches - Cushion Grip  
Cobalt Finish

Mfg Part#	Length (in)	Max Cap (in)
9AG04	4	1/2
9AG06	6	15/16
9AG08	8	1 1/8
9AG10	10	1 1/16
9AG12	12	1 1/2



**WRIGHT TOOL CO.**

Giant Adjustable Wrench - 36"



Mfg Part#	Capacity (in)	Head Thickness (in)	Weight (lbs)
9AC36	2 3/4 - 4 3/4	1 1/8	31

**WRIGHT TOOL CO.**

Thin Profile Adjustable Wrenches  
Chrome Plated, Light Weight



Mfg Part#	Length (in)	Max Cap (in)
9AD06	6	1 1/16
9AD08	8	1 1/4
9AD10	10	1 1/2

**WRIGHT TOOL CO.**

Box End Wrenches  
12 Pt Standard Double Offset

Mfg Part#	Size (in)	Length (in)
51012	5/16 x 3/8	7 1/32
51214	3/8 x 7/16	7 19/32
51416	7/16 x 1/2	8 3/16
51618	1/2 x 9/16	8 3/4
51820	9/16 x 5/8	9 9/8
52022	5/8 x 1 1/16	9 15/16
52024	5/8 x 3/4	11 19/32
52224	1 1/16 x 3/4	11 19/32
52426	3/4 x 13/16	12 1/16
52428	3/4 x 7/8	12 1/16
52628	13/16 x 7/8	12 9/16
52830	7/8 x 1 1/16	13 7/64
52834	7/8 x 1 1/16	14 7/16
53032	15/16 x 1	13 9/16
53034	15/16 x 1 1/16	14 7/16
53436	1 1/16 x 1 1/8	16 1/4
53440	1 1/16 x 1 1/4	16 1/4
54042	1 1/4 x 1 5/16	18 11/16
54044	1 1/4 x 1 3/8	18 11/16
54046	1 1/4 x 1 7/16	18 11/16
54648	1 7/16 x 1 1/2	22 5/16
54652	1 7/16 x 1 5/8	21 5/32



**WRIGHT TOOL CO.**

Adjustable Wrenches  
Cobalt & Black Industrial Finish

Length (in) Max Cap (in)

*Cobalt Finish*

4	1/2
6	13/16
8	1
10	1 1/16
12	1 11/32
15	1 3/4
18	2 9/64
24	2 17/32

*Black Industrial Finish*

4	1/2
6	13/16
8	1
10	1 13/16
12	1 11/32
15	1 3/4
18	2 1/8
24	2 17/32



**WRIGHT TOOL CO.**

Metric Box End Wrenches  
12 Pt Standard Double Offset

Mfg Part# Size (mm) Length (mm)

50810mm	8 x 10	178.20
51011mm	10 x 11	194.86
51113mm	11 x 13	207.96
51214mm	12 x 14	219.08
51213mm	12 x 13	219.08
51315mm	13 x 15	228.20
51415mm	14 x 15	232.17
51618mm	16 x 18	252.43
51719mm	17 x 19	291.41
51922mm	19 x 22	306.37
52224mm	22 x 24	332.99



**WRIGHT TOOL CO.**

Combination Wrench Set  
12 Pt, 14 Piece  
Set No 714

Set Includes: 3/8", 7/16", 1/2", 9/16", 5/8", 11/16", 3/4", 13/16", 7/8", 15/16", 1", 1 1/16", 1 1/8", 1 1/4", and Denim Tool Roll



**WRIGHT TOOL CO.**

Combination Wrench Set

12 Pt Metric, 11 Piece

Set No 750

Set Includes: 7mm, 8mm, 9mm, 10mm, 11mm, 12mm, 13mm, 14mm, 15mm, 17mm, 19mm, and Denim Tool Roll



Mfg Part#  
750

**WRIGHT TOOL CO.**

Combination Wrench Set

12 Pt, 7 piece

Set No 707

Set Includes: 3/8", 7/16", 1/2", 9/16", 5/8", 11/16", 3/4" and Denim Tool Roll



Mfg Part#  
707

**WRIGHT TOOL CO.**

Combination Wrenches

12 Pt Flat Stem

Size (in)	Length (in)
-----------	-------------

*Satin Finish*

1/4	4 <sup>59</sup> / <sub>64</sub>
5/16	5 1/2
3/8	6
7/16	6 1/2
1/2	7 <sup>3</sup> / <sub>16</sub>
9/16	7 <sup>31</sup> / <sub>32</sub>
5/8	8 <sup>3</sup> / <sub>8</sub>
11/16	9 <sup>11</sup> / <sub>64</sub>
3/4	10 <sup>3</sup> / <sub>64</sub>
13/16	10 <sup>7</sup> / <sub>8</sub>
7/8	11 <sup>3</sup> / <sub>4</sub>
15/16	12 <sup>9</sup> / <sub>16</sub>
1	13 <sup>3</sup> / <sub>8</sub>
1 1/16	14 <sup>5</sup> / <sub>16</sub>
1 1/8	15 <sup>3</sup> / <sub>16</sub>
1 3/16	16
1 1/4	16 <sup>3</sup> / <sub>4</sub>
1 5/16	19 <sup>1</sup> / <sub>64</sub>
1 3/8	20 1/2
1 7/16	20 1/2
1 1/2	22 <sup>1</sup> / <sub>64</sub>
1 5/8	22 <sup>1</sup> / <sub>64</sub>

*Satin Finish - Heavy-Duty*

1 5/16	19
1 3/8	20



Size (in)	Length (in)
-----------	-------------

1 <sup>7</sup> / <sub>16</sub>	21
1 1/2	22
1 5/8	23
1 <sup>11</sup> / <sub>16</sub>	23
1 3/4	25
1 <sup>13</sup> / <sub>16</sub>	25
1 7/8	28
2	28
2 <sup>1</sup> / <sub>16</sub>	28 <sup>1</sup> / <sub>4</sub>
2 1/8	28 <sup>1</sup> / <sub>2</sub>
2 <sup>3</sup> / <sub>16</sub>	28 <sup>3</sup> / <sub>4</sub>
2 1/4	29
2 3/8	29 <sup>1</sup> / <sub>4</sub>
2 1/2	29 <sup>1</sup> / <sub>2</sub>
2 <sup>9</sup> / <sub>16</sub>	29 <sup>3</sup> / <sub>4</sub>
2 5/8	29 <sup>3</sup> / <sub>4</sub>
2 3/4	29 <sup>3</sup> / <sub>4</sub>

*Black Industrial Finish - Heavy-Duty*

2 <sup>13</sup> / <sub>16</sub>	33
2 <sup>7</sup> / <sub>8</sub>	33 <sup>1</sup> / <sub>2</sub>
2 <sup>15</sup> / <sub>16</sub>	34
3	35
3 <sup>1</sup> / <sub>16</sub>	35
3 1/8	3 1/8
3 1/4	36
3 3/8	36 <sup>1</sup> / <sub>2</sub>
3 1/2	37
3 5/8	37 <sup>1</sup> / <sub>2</sub>
3 3/4	38
3 7/8	38
4	39

**WRIGHT TOOL CO.**

Combination Wrenches

12 Pt Full Polish

Mfg Part#	Size (in)	Length (in)
-----------	-----------	-------------

1208	1/4	4 <sup>59</sup> / <sub>64</sub>
1210	5/16	5 1/2
1212	3/8	6
1214	7/16	6 1/2
1216	1/2	7 <sup>3</sup> / <sub>32</sub>
1218	9/16	7 <sup>15</sup> / <sub>16</sub>
1220	5/8	8 <sup>35</sup> / <sub>64</sub>
1222	11/16	9 1/8
1224	3/4	10 <sup>3</sup> / <sub>64</sub>
1226	13/16	10 <sup>59</sup> / <sub>64</sub>
1228	7/8	11 <sup>3</sup> / <sub>4</sub>
1230	15/16	12 <sup>9</sup> / <sub>16</sub>
1232	1	13 <sup>9</sup> / <sub>16</sub>
1234	1 1/16	14 <sup>1</sup> / <sub>4</sub>
1236	1 1/8	15 1/8
1238	1 3/16	15 <sup>15</sup> / <sub>16</sub>
1240	1 1/4	16 <sup>13</sup> / <sub>16</sub>



**WRIGHT TOOL CO.**

Metric Combination Wrenches

12 Pt Flat Stem

Mfg Part#	Size (mm)	Length (mm)
-----------	-----------	-------------

*Satin Finish*

11-06mm	6	124.66
11-07mm	7	132.26
11-08mm	8	139.37
11-09mm	9	147.40
11-10mm	10	155.85
11-11mm	11	165.13
11-12mm	12	173.86
11-13mm	13	181.76
11-14mm	14	201.80
11-15mm	15	209.25
11-16mm	16	216.92
11-17mm	17	231.78
11-18mm	18	242.57
11-19mm	19	255.24
11-20mm	20	275.13
11-21mm	21	286.97
11-22mm	22	298.09
11-23mm	23	308.81
11-24mm	24	319.03
11-25mm	25	338.12
11-26mm	26	350.52
11-27mm	27	363.58
11-28mm	28	384.18
11-29mm	29	384.18
11-30mm	30	404.83
11-32mm	32	423.88

*Satin Finish - Heavy-Duty*

11-36mm	36	533.40
11-41mm	41	584.20
11-46mm	46	647.70
11-50mm	50	723.90

*Black Industrial Finish - Heavy-Duty*

11-55mm	55	730.25
11-60mm	60	730.25
11-65mm	65	755.65
11-70mm	70	755.65
11-75mm	75	N/A
11-80mm	80	N/A



**WRIGHT TOOL CO.**  
Combination Wrenches  
12 Pt Black Industrial Finish

Mfg Part#	Size (in)	Length (in)
31108	1/4	4 <sup>59</sup> / <sub>64</sub>
31110	5/16	5 1/2
31112	3/8	6
31114	7/16	6 1/2
31116	1/2	7 <sup>9</sup> / <sub>32</sub>
31118	9/16	7 <sup>15</sup> / <sub>16</sub>
31120	5/8	8 <sup>35</sup> / <sub>64</sub>
31122	1 <sup>1</sup> / <sub>16</sub>	9 1/8
31124	3/4	10 <sup>3</sup> / <sub>64</sub>
31126	13/16	10 <sup>53</sup> / <sub>64</sub>
31128	7/8	11 3/4
31130	15/16	12 <sup>9</sup> / <sub>16</sub>
31132	1	13 <sup>9</sup> / <sub>16</sub>
31134	1 1/16	14 1/4
31136	1 1/8	15 1/8
31138	1 3/16	15 <sup>15</sup> / <sub>16</sub>
31140	1 1/4	16 <sup>13</sup> / <sub>16</sub>

**WRIGHT TOOL CO.**  
Combination Wrenches  
12 Pt Heavy Duty Flat Stem  
Black Industrial Finish

Mfg Part#	Size (in)	Length (in)
31142	1 5/16	19
31144	1 3/8	20
31146	1 7/16	21
31148	1 1/2	22
31152	1 5/8	23
31154	1 11/16	23
31156	1 3/4	25 1/2
31158	1 13/16	25 1/2
31160	1 7/8	28
31164	2	28
31166	2 1/16	28 1/4
31168	2 1/8	28 1/2
31170	2 3/16	28 3/4
31172	2 1/4	29
31176	2 3/8	29 1/4
31180	2 1/2	29 1/2

**WRIGHT TOOL CO.**  
Metric Combination Wrenches  
12 Pt Black Industrial Finish

Mfg Part#	Size (mm)	Length (mm)
41106	6	124.66
41107	7	132.26
41108	8	139.37
41109	9	147.40
41110	10	155.85
41111	11	165.13
41112	12	173.86
41113	13	181.76
41114	14	201.80
41115	14	209.25
41116	16	216.92
41117	17	231.78
41118	18	242.57
41119	19	255.24
41120	20	275.13
41121	21	286.97
41122	22	298.09
41123	23	308.81
41124	24	319.13

**WRIGHT TOOL CO.**  
Combination Wrenches  
6 Pt Flare Nut & Open-End

Mfg Part#	Size (in)	Length (in)
1040	3/8	5 7/32
1042	7/16	5 19/32
1044	1/2	5 29/32
1046	9/16	6 9/32
1048	5/8	6 21/32
1050	1 1/16	7 13/32
1052	3/4	7 13/32

**WRIGHT TOOL CO.**  
Metric Flare Nut Wrench - 6 Pt

Mfg Part#	Size (mm)	Length (mm)
16-11mm	9 x 11	150.81
16-12mm	10 x 12	163.51
16-14mm	13 x 14	168.26
16-17mm	15 x 17	187.33
16-21mm	19 x 21	200.03

**WRIGHT TOOL CO.**  
Metric Combination Wrenches  
12 Pt Full Polish

Mfg Part#	Size (mm)	Length (mm)
12-06mm	6	124.66
12-07mm	7	132.26
12-08mm	8	139.37
12-09mm	9	147.40
12-10mm	10	155.85
12-11mm	11	165.13
12-12mm	12	173.86
12-13mm	13	181.76
12-14mm	14	201.80
12-15mm	15	209.25
12-16mm	16	216.92
12-17mm	17	231.78
12-18mm	18	242.57
12-19mm	19	255.24
12-20mm	20	275.13
12-21mm	21	286.97
12-22mm	22	298.09
12-23mm	23	308.81
12-24mm	24	319.03
12-25mm	25	338.12
12-26mm	26	350.52
12-27mm	27	363.58
12-30mm	30	404.83
12-32mm	32	423.88

**WRIGHT TOOL CO.**  
Flare Nut Wrenches - 6 Pt

Mfg Part#	Size (in)	Length (in)
1614	3/8 x 7/16	6 1/4
1618	1/2 x 9/16	7 1/2
1622	5/8 x 1 1/16	8 1/2
1628	3/4 x 7/8	9

**WRIGHT TOOL CO.**  
Flare Nut Wrenches - 6 Pt  
Black Industrial Finish

Mfg Part#	Size (in)	Length (in)
31614	3/8 x 7/8	6 1/4
31618	1/2 x 9/16	7 1/2
31622	5/8 x 1 1/16	8 1/2





**WRIGHT TOOL CO.**

Ratcheting Flare Nut Wrenches - 12 Pt

Black Industrial Finish

- High carbon steel jaws with black conversion coat finish
- Heavy gauge, heat treated handles
- Stainless steel rivets for maximum strength
- Stainless steel jaw springs
- Meets government specifications for NSN 51200-00-474-7227



Mfg Part#	Size (in)	Length (in)
1642	3/8	5.41
1644	7/16	5.51
1646	1/2	5.41
1648	9/16	7.25
1650	5/8	7.25
1652	11/16	7.25
1654	3/4	7.25
1656	13/16	9.35
1658	7/8	9.35
1660	15/16	9.35
1662	1	9.35

**WRIGHT TOOL CO.**

Open End Wrenches

Full Polish

Mfg Part#	Size (in)	Length (in)
1308	3/16 X 1/4	3 7/8
1310	1/4 X 3/16	4 1/2
1312	5/16 X 3/8	5 1/8
1314	3/8 X 7/16	5 3/4
1316	7/16 X 1/2	6 3/8
1318	1/2 X 9/16	7
1320	9/16 X 5/8	7 5/8
1322	5/8 X 1/16	8 1/4
1324	5/8 X 3/4	8 5/8
1325	11/16 X 3/4	9 1/8
1326	3/4 X 13/16	9 3/4
1328	3/4 X 7/8	10 1/4
1329	13/16 X 7/8	10 3/4
1330	7/8 X 15/16	11 1/4
1331	7/8 X 1 1/16	11 13/16
1332	15/16 X 1	12 5/16
1336	1 1/16 X 1 1/18	13 5/16
1340	1 1/8 X 1 1/4	15 1/2
1341	1 1/16 X 1 1/4	16 1/8
1342	1 1/4 X 1 5/16	16 37/64
1346	1 3/8 X 1 7/16	17 1/8
1352	1 1/2 X 1 5/8	18



**WRIGHT TOOL CO.**

Metric Open-End Wrenches

Mfg Part#	Size (mm)	Length (mm)
13-0607mm	6 x 7	114.30
13-0708mm	7 x 8	114.30
13-0809mm	8 x 9	130.18
13-1011mm	10 x 11	146.05
13-1213mm	12 x 13	161.93
13-1415mm	14 x 15	186.53
13-1617mm	16 x 17	209.55
13-1819mm	18 x 19	231.78
13-2022mm	20 x 22	273.05
13-2123mm	21 x 23	293.69
13-2426mm	24 x 26	312.74



**WRIGHT TOOL CO.**

Double Angle Open-End Wrenches  
15° & 60° Angle

Mfg Part#	Size (in)	Length (in)
1361	1 1/32	4 3/4
1362	3/8	4 3/4
1364	7/16	5
1366	1/2	5 1/4
1368	9/16	5 3/4
1370	5/8	6 1/4
1372	1 1/16	6 3/4
1374	3/4	7 1/4
1376	13/16	7 5/8
1378	7/8	8
1380	15/16	8 3/4
1382	1	9 1/2
1383	1 1/16	10
1384	1 1/8	11
1385	1 3/16	11
1386	1 1/4	11 3/4
1388	1 3/8	12 1/2
1389	1 7/16	12 1/2
1390	1 1/2	12 1/2
1392	1 5/8	15 7/8
1393	1 11/16	16 9/16
1394	1 3/4	17 1/4
1395	1 13/16	18
1396	1 7/8	18 5/8
1398	2	19 1/4



**WRIGHT TOOL CO.**

Pipe Wrenches  
Heavy-Duty Design  
RIDGID®

Mfg Part#	Length (in)	Max Pipe Dia (in)
9R31000	6	-
9R31005	8	1
9R31010	10	1 1/2
9R31015	12	2
9R31020	14	2
9R31025	18	2 1/2
9R31030	24	3
9R31035	36	5
9R31040	48	6



**WRIGHT TOOL CO.**

Pipe Wrenches - Aluminum  
Heavy-Duty Design  
RIDGID®

Mfg Part#	Length (in)	Max Pipe Dia (in)
9R31090	10	1 1/2
9R31095	14	2
9R31100	18	2 1/2
9R31105	24	3
9R31110	36	5
9R31115	48	6



**WRIGHT TOOL CO.**

Engineer's Pipe Wrench  
3-in-1 Tool

- Flat face, used as a hammer for 5/8" valve wheel wrench
- Used in refineries, chemical plants, etc.
- Used on hand-operated valve wheels

Mfg Part#	Length (in)	Max Pipe Dia (in)	Overall Length (in)
9456	8	1	9 1/2





**WRIGHT TOOL CO.**

Ratcheting Box Wrenches - 12 Pt

Mfg Part#	Size (in)	Length (in)
9381	1/4 x 5/16	4 1/4
9382	3/8 x 7/16	5 1/2
9383	1/2 x 9/16	6 7/8
9383A	9/16 x 3/4	8 1/8
9383B	9/16 x 5/8	8 1/8
9384	5/8 x 11/16	8
9385	5/8 x 3/4	8
9386	3/4 x 7/8	9 1/4
9387	13/16 x 15/16	9 1/4
9390	1 x 1 1/16	15
9388	1 1/16 x 1 1/4	15
9389	1 1/8 x 1 1/4	15



**WRIGHT TOOL CO.**

Ratcheting Box Wrenches, Reversible

Air Conditioning & Refrigeration



These 4 sizes in 1 ratchets are specifically designed for servicing automotive, commercial and home air conditioners, refrigeration units and freezers. They have a "finger tip" reversing feature on both ends.

Mfg Part#	Type	Size (mm)	Length (mm)
9396	Square	1/4-3/16 x 3/8-5/16	5 5/8
9397	Hex	1/4-3/16 x 9/16-1/2	7

**WRIGHT TOOL CO.**

Metric Offset Ratcheting

Box Wrenches

6 Pt Reversible

Mfg Part#	Size (mm)	Length (mm)
9431	7 x 8	107.95
9432	9 x 10	136.53
9434	11 x 12	171.45
9435	13 x 14	171.45



**WRIGHT TOOL CO.**

Offset Ratcheting Box Wrenches

12 Pt Reversible

Mfg Part#	Size (in)	Length (in)
9424	1/4 x 5/16	4 1/4
9425	3/8 x 7/16	5 1/2
9426	1/2 x 9/16	6 1/2
9427	5/8 x 11/16	7 7/8
9428	3/4 x 7/8	8 3/4



**WRIGHT TOOL CO.**

Metric Ratcheting Box Wrenches -

12 Pt

Mfg Part#	Size (mm)	Length (mm)
9416	7 x 8	107.95
9417	9 x 10	139.70
9418	11 x 12	171.45
9419	13 x 14	171.45
9421	15 x 17	203.20
9422	16 x 18	203.20
9423	19 x 21	234.95



**WRIGHT TOOL CO.**

Metric Offset Ratcheting

Box Wrenches

12 Pt Reversible

Mfg Part#	Size (mm)	Length (mm)
9436	15 x 17	203.20
9437	16 x 18	206.38
9438	19 x 21	231.76



**WRIGHT TOOL CO.**

Adjustable Hook Spanner Wrenches

Black Industrial Finish

Mfg Part#	Size (in)	Length (in)
9630	3/4 to 2	6 3/8
9631	1 1/4 to 3	8 1/8
9632	2 to 4 3/4	11 3/8
9633	4 1/2 to 6 1/4	12 1/8
9634	6 1/8 to 8 3/4	13 3/4



**WRIGHT TOOL CO.**

Service Wrenches

30° Angle, Satin Finish

Mfg Part#	Size (in)	Length (in)
1424	3/4	6 1/2
1426	13/16	6 1/2
1428	7/8	6 1/2
1430	15/16	6 7/8
1432	1	6 7/8
1434	1 1/16	6 7/8
1436	1 1/8	7 1/4
1438	1 3/16	7 1/4
1440	1 1/4	7 1/4
1442	1 5/16	7 11/16
1444	1 3/8	7 11/16
1446	1 7/16	7 11/16
1448	1 1/2	7 11/16
1450	1 9/16	8 1/16
1452	1 5/8	8 1/16
1456	1 3/4	8 9/16
1458	1 13/16	8 9/16
1460	1 7/8	8 9/16
1462	1 15/16	8 9/16
1464	2	9
1468	2 1/8	9
1472	2 1/4	9



**WRIGHT TOOL CO.**

Adjustable Face Spanner Wrenches

Black Industrial Finish

Mfg Part#	Size (in)	Length (in)
9636	2	6 3/8
9637	3	8 1/4
9638	4	10 3/8



**WRIGHT TOOL CO.**

Adjustable Pin Spanner Wrenches

Black Industrial Finish

Mfg Part#	Size (in)	Length (in)
9640	3/4 to 2	6 3/8
9641	3/4 to 2	6 3/8
9642	1 1/4 to 3	8 1/8
9643	1 1/4 to 3	8 1/8
9644	2 to 4 3/4	11 3/8
9645	4 1/2 to 6 1/4	12 1/8




**WRIGHT TOOL CO.**  
Metric Offset Handle Striking  
Wrenches  
12 Pt, Heavy-Duty  
Black Industrial Finish

Mfg Part#	Size (mm)	Length (mm)
19-32mm	32	279.40
19-36mm	36	292.10
19-41mm	41	304.80
19-46mm	46	317.50
19-50mm	50	330.20
19-55mm	55	342.90
19-60mm	60	355.60
19-65mm	65	387.35
19-70mm	70	387.35
19-75mm	75	419.10
19-80mm	80	419.10



**WRIGHT TOOL CO.**  
Offset Handle Striking Wrenches  
12 Pt, Heavy-Duty  
Black Industrial Finish

Mfg Part#	Size (in)	Length (in)
1932	1	10½
1934	1½	10½
1936	1¾	10½
1940	1¼	11
1942	1⅝	11
1946	1⅞	11½
1948	1½	11½
1952	1⅝	12
1954	1⅞	12
1956	1¾	12½
1958	1⅞	12½
1960	1⅞	12½
1964	2	13
1968	2⅝	13½
1970	2¾	13½
1972	2¼	13½
1974	2⅝	14
1976	2¾	14
1980	2½	15¼
1982	2⅞	15¼
1984	2⅝	15¼
1988	2¾	15¼
1989	2⅞	16½
1996	3	16½
1997	3⅝	16½
19108	3¾	N/A
19112	3½	N/A
19120	3¾	N/A
19124	3⅝	N/A
19132	4⅞	N/A
19136	4¼	N/A



**WRIGHT TOOL CO.**  
Straight Handle Striking Wrenches  
12 Pt, Heavy-Duty  
Black Industrial Finish

Mfg Part#	Size (in)	Length (in)
1832	1	9⅞
1834	1½	9⅞
1836	1⅝	9⅞
1838	1¾	10¼
1840	1¼	10¼
1842	1⅝	10¼
1844	1⅞	10⅞
1846	1⅞	10⅞
1848	1½	10⅞
1852	1⅞	11
1854	1⅞	11
1856	1¾	11⅝
1858	1⅞	11⅝
1860	1⅞	11⅝
1864	2	11⅞
1866	2⅞	11⅞
1868	2⅞	12
1870	2¾	12
1872	2¼	12¾
1874	2⅞	12¾
1876	2¾	12¾
1880	2½	12⅞
1882	2⅞	12⅞
1884	2⅞	12⅞
1886	2⅞	13⅞
1888	2¾	13⅞
1889	2⅞	13⅞
1889A	3	13⅞
1890	3⅞	13⅞
1890A	3⅞	14⅞
1891	3½	14⅞
1891A	3¾	14½
1892	3⅞	14½
1894	4⅞	16
1895	4¼	16
1896	4½	18
1897	4⅞	18



**WRIGHT TOOL CO.**  
Fracking Tools  
for Oil & Gas Industry

From exploration and fracking, to drilling and refining, the foreign and domestic oil and gas industry counts on Wright Tool. Used on blow-out preventers and flanges in pipeline construction and maintenance, the newest line of fracking tools from Wright Tool are made to ensure safety and reliability.

These tools are produced with a 6-point design for more fastener contact, stamped stud and nut size for easy identification and are available in sizes ranging from 5/8" stud size to 3-7/8" nut size. Every Wright tool is designed and engineered to work right the first time and produced with the quality you have come to trust.



Mfg Part#	Stud Size (in.)	Nut Size (in.)
18H34	5/8"	1-1/16"
18H40	3/4"	1-1/4"
18H46	7/8"	1-7/16"
18H52	1"	1-5/8"
18H58	1-1/8"	1-13/16"
18H64	1-1/4"	2"
18H70	1-3/8"	2-3/16"
18H76	1-1/2"	2-3/8"
18H82	1-5/8"	2-9/16"
18H88	1-3/4"	2-3/4"
18H89	1-7/8"	2-15/16"
18H90	2"	3-1/8"
18H91	2-1/4"	3-1/2"
18H92	2-1/2"	3-7/8"