



WRIGHT TOOL



5/8 WRIGHT GRIP 5/8

1.073 3.385

2.385 2.365

06 x 45° BOTH ENDS

Ø .531 THRU BOTH SIDES

2.520 2.510 SD

Ø 5.890 5.970

Ø 4.685 4.865

1.500 1.480

2.385 2.365

16° EDGES

06

Ø 7.7

Catalog 7000

Detailed description: This is a technical drawing of a wrench and a metal fitting. The wrench is a combination wrench with a 5/8 inch opening on one end and a 5/8 inch hexagonal end on the other. The brand name 'WRIGHT GRIP' is engraved on the handle. The fitting is a cylindrical component with a hexagonal base and a threaded section. The drawing includes various dimensions in inches and millimeters, such as 1.073, 3.385, 2.385, 2.365, 06 x 45°, Ø .531 THRU BOTH SIDES, 2.520, 2.510 SD, Ø 5.890, 5.970, Ø 4.685, 4.865, 1.500, 1.480, 2.385, 2.365, and 16° EDGES. The drawing is set against a blue background with white lines and text.

the Wright Tool

Difference...

Wright Tool has had only three presidents in 77 years. Few companies can match the 77 years or the three presidents and even fewer the long continuity of management. This could only be achieved through determination to work hard and skillfully to offer you more than any other tool manufacturer.

That philosophy will continue long into the future, too. Our long-term management team is in place. This, the next generation of leadership, will ensure that the ideals on which Wright Tool was built, will continue to help grow this company in the years ahead.

These ideals include supporting our customers with a large factory inventory, plus the fastest, most reliable shipping record in the industry—even for special tools. We can do this because we are a privately held company that is big enough to handle the job, yet small enough to truly care. Our size enables us to react more quickly and give more personalized attention to every customer's order.

Our tools have never been designed for the mass market. We manufacture products for professionals who earn a living using tools they know they can depend on. The mechanics, the companies they work for, and the customers they serve all rely on Wright Tool.

Our distributors and customers know that with Wright Tool, you get the highest-quality products...the most innovative features...and the finest materials...all made possible by the most dedicated people. It is the people of Wright that make the biggest difference. Our employees make it possible for us to do the things that make Wright Tool a better company to buy from.

Wright Tool has always been at the forefront of the hand tool industry when it comes to innovation. We have set the standards that others try to meet. Our innovations are not just in the design and engineering of our tools, but in the forging, the finishing, the service and the delivery.

New to this catalog is the innovative WRIGHTGrip®, which greatly enhances the performance of open-end wrenches. Although open-end wrenches have always been weaker than socket wrenches and box wrenches, there are many applications where no other style of wrench can be used such as tubing fittings. The WRIGHTGrip provides a wrench that is as strong as a box wrench but does this without significantly damaging the fastener. Perhaps we can custom-build it for you with your input. See page 386 in this catalog for more details.

It is people like you that have made this company what it is today. We thank you for the support you have given us. And we look forward to working with you in the future.

*Sincerely,
Richard B. Wright
Chairman*



*Left: Tom Futey, Vice President & CFO
Center: Richard B. Wright, Chairman
Right: Terry Taylor, President & CEO*

what makes Wright Tool *Different...*

We live in a world where copying is the rule which is why many products appear to be similar. Some are cheaper than others. Some aren't as well made. Most tend to look like everyone else's. Instead of trying to offer something truly unique, many "me too" manufacturers are content to sell products that are just adequate.

At Wright Tool, we see this situation as an opportunity and have taken advantage of it. We deliberately chose to be different from our competitors. To do the little things that customers expect but don't always get from a supplier. In short, we chose to be the industry leader.

Delivery

No tool works if you don't have it. That is why we sell through local stocking distributors who work closely with the people who buy from them. Distributors who are service-oriented and committed to helping customers with their application problems.

We back up our partners with a large factory stock and the fastest, most reliable shipment record in the industry—97% shipped complete in less than 48 hours.

Innovations

Not just a modification, but an entirely new tool design. The Wright Drive 12-point design distributes contact stress evenly over a larger contact area and away from



the fastener corners. The result is ten times more socket-to-fastener contact area than conventional sockets. This design also increases leverage while decreasing rounding and distortion of fasteners. Patented #4,882,957.

Ideal for impact sockets. Wright combines the benefits of our exclusive 12-point design (greater strength, more torque and reduced rounding of corners) with the better gripping action of a 6-point opening. The

result is a better grip on undersized fasteners and fasteners with badly rounded corners. Patented #5,284,073.

Our latest innovation is the Wright Spline™, which has been designed primarily for special ultra-strength applications and is proven to be significantly stronger than traditional 12-point wrenches for 12-point fasteners. Patented #6698315 and 6698316.



Manufacturing and Engineering

Everything from the designing, engineering and tooling to the forging, finishing and shipping is done at our one plant in Barberton, Ohio. We do not use foreign blanks or forgings. We do use superior, U.S.-made steel. All of these factors enable us to have complete control over the end product, assuring the highest possible quality.

Design, manufacture and quality control are certified to ISO 9001/2000, the international standard for superior quality and consistency.

Wright engineers are continually improving existing tool designs and introducing innovative new tools. We use state-of-the-art CAD/CAM technologies to lead the way in our industry.

Wright Tool uses four different hot-forging processes. Hot-forging gives our products excellent grain flow for higher toughness, longer wear and better reliability than cold-formed tools.

Products

Wright offers a complete line of superior-quality hand tools including ratchets, sockets, wrenches and attachments. Our customers are professionals who use their tools to make a living. Whether they're working in the construction, mining, utility or industrial/MRO market, we have the tools to help them do their job better, quicker and safer. We also do special tools and can turn them quickly in small or large quantities.

We do things differently here. The results are evident in the fact that more professionals are asking for Wright brand products over other hand tools. If you're looking for state-of-the-art rather than run-of-the-mill, take a closer look at what we have to offer. I think you'll like the difference.



the **WRIGHT TOOL** story

Wright offers advantages that others don't. Here's what sets us apart from the rest.



Quality

Wright Tool is well-known as the premier manufacturer of a complete line of professional-quality sockets, ratchets, wrenches and attachments. All tools are made in the U.S.A. using a 100% U.S.A. alloy steel for strength, wear resistance and reliability. Part of the reason for Wright's superior level of quality is that all products are manufactured and inspected in accordance with ISO 9001/2000 international quality standards. We're better able to maintain our high standards because we don't send out work. All tools are made under one roof and carry a lifetime guarantee.

Pride

When it comes to hand tools, Wright Tool sets the standards. We're proud of our successful history and of innovations like the patented Wright Drive. You'll feel that same pride whenever you use Wright® tools. It's the industry's best-built, best-backed line of professional-quality wrenches, ratchets, sockets and attachments.

Support

To help those who buy our tools, Wright has always offered strong customer support. This includes expert technical assistance, knowledgeable customer service and a comprehensive web site featuring



"The Engineering Department here at Wright is constantly working to develop new tools and improve existing ones. Wright has always been the leader in setting the industry standards. It's really the most innovative hand tool company I know of."
— Ken Milligan, Engineer

"Our well-trained sales representatives, with local territory experience, provide valuable hand tool knowledge."

— Greg Helbling, Vice President - Sales



"If a Wright Tool customer ever has a question or problem, we're on top of it. Whether it's over-the-phone or on-site, we'll get them the answers or solutions they require."

— Tom Neal, Sales Manager



*Seated L to R: Judy Gilson, A/R; Tiffany Daiger, Sales Assistant; Robin Barnett, Customer Service.
Standing L to R: Sue Hooser, Customer Service; Beth Gohlke, Executive Administrative Assistant; Margaret Preer, Customer Service.*

*"Our custom IS System gives us the flexibility and the reliability to service our customers the way they need to be serviced."
— Paul Marin, IS Manager*

our on-line catalog. Our hand tool safety video, test tool program and other programs are also available to you.

Personal Relationships

At Wright Tool, every customer is a "preferred" customer. Our customer service personnel will go out of their way to assure your complete satisfaction. If you have any questions, our top management is also readily accessible. Call us with your questions or comments.

Dependability

We've been satisfying professional hand tool users for more than seven decades. Our successful, long-term business model is designed to provide the highest-quality hand tools, shipped complete and on-time, supported with technical customer service support, and local field sales representatives.

Being privately held, and with a dedicated work force that averages over 20 years of service, we will continue to improve and maintain being the best hand tool manufacturer. It's time for you to experience Wright Tool...

*"There's only one level of quality at Wright Tool. Every single one of our tools have the same premium, professional quality and our customers know it."
— Wayne Snyder, Quality Control Manager*



simply the best.



*"We have a staff of truly skilled, dedicated employees here at Wright Tool. In fact, our work force averages 20 years of service. That's a lot of knowledge and experience working for our customers."
— Pat Taylor, Director of Human Resources/Safety*

*"At Wright Tool, we always ship our orders complete. And we do it within 48 hours. None of our competitors even comes close to that."
— Vicki Miller, Shipping Supervisor*

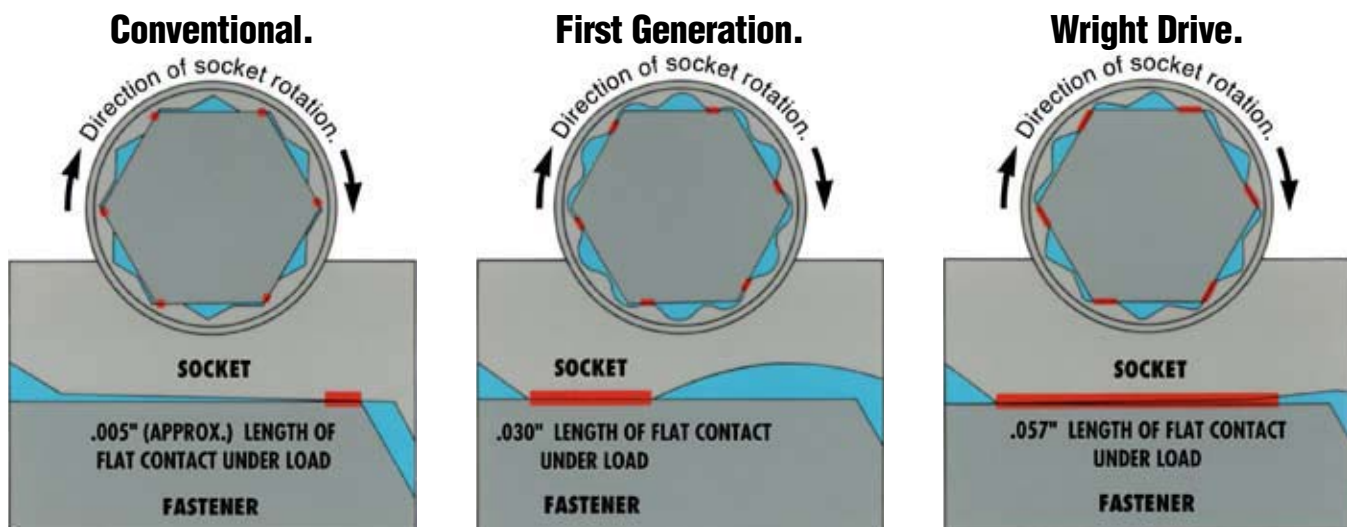


Wright Drive®

12-pt. Wright Drive

The Wright Drive® 12-point design distributes contact stress more effectively than any other wrench system available. It spreads stress evenly over a larger contact area and away from the fastener corners. The result is up to ten times more tool-to-fastener contact area than conventional wrenches. This design improves fastener torque load while decreasing rounding and distortion of the fastener. To better understand the advantages of the 12-point design, one must look at the designs that led to the introduction of the Wright Drive.

12-pt. Wright Drive tools give you ten times more fastener contact!



Conventional designs put all of the load too close to the fastener corner. Extra fasteners were used to share the load. This was fine when over-engineered products required low-torque fasteners. But industry moved away from over-engineering. As the demand for high-torque fasteners increased, so did the demand for a new generation of high-torque tools. Today, every fastener should be fully tightened. Installation is more demanding and removal is more difficult.

Approximate .005" length of flat contact at engagement under load with 5/8" conventional design and SAE Grade 5 fastener.

Early First Generation designs concentrated on reducing the rounding of fastener corners by moving the stress zone farther away from the corner. However, these modifications—known as First Generation AS954 tools—result in a reduction of leverage. While First Generation designs reduce the tendency to round fastener corners, the relatively limited flat contact area still tends to mark, indent and distort fasteners and fittings made of soft steel and brass.

Maximum .030" length of flat contact at engagement under load with 5/8" first generation AS954 design and SAE Grade 5 fastener.

The Wright Drive was created and patented by the Wright Tool Company, taking full advantage of advanced CAD/CAM technologies. It actually improves the torque load capabilities of every fastener, whether it's a soft stove bolt or a hardened aerospace fastener.

- Torque loads are moved away from fastener corners to prevent rounding.
- Stress is distributed over a much larger area of the fastener.
- Leverage is improved, eliminating fastener rounding and increasing tool strength.
- Tool-to-fastener contact area is ten times greater than with a conventional design, and almost twice that of a First Generation AS954 tool.

Maximum .057" length of flat contact at engagement under load with 5/8" Wright Drive design and SAE Grade 5 fastener.

U. S. Patent No. 4,882,957.
German Patent No. 42 08 548.

Fully certified for 12-point aerospace fasteners under AS954 specifications.

More Strength. More Torque. Longer Tool Wear.



Conventional

This Finite Element Analysis display shows that ordinary sockets create extremely high stress loads at the fastener corner and at the socket's inside corners. The illustration shows that this stress is concentrated in a very small area.



First Generation

While stress is relieved on the fastener corner, there is no significant improvement in relieving concentrated stress on the inside surfaces of the socket.



Wright Drive

The Wright Drive distributes stress evenly across the socket and fastener faces, away from the fastener corners, and over a larger flat contact area than ordinary sockets allow. There is a significant improvement in distribution of stress at the socket's inside surface.

6-pt. Wright Drive tools have greater strength & torque, plus better gripping power!

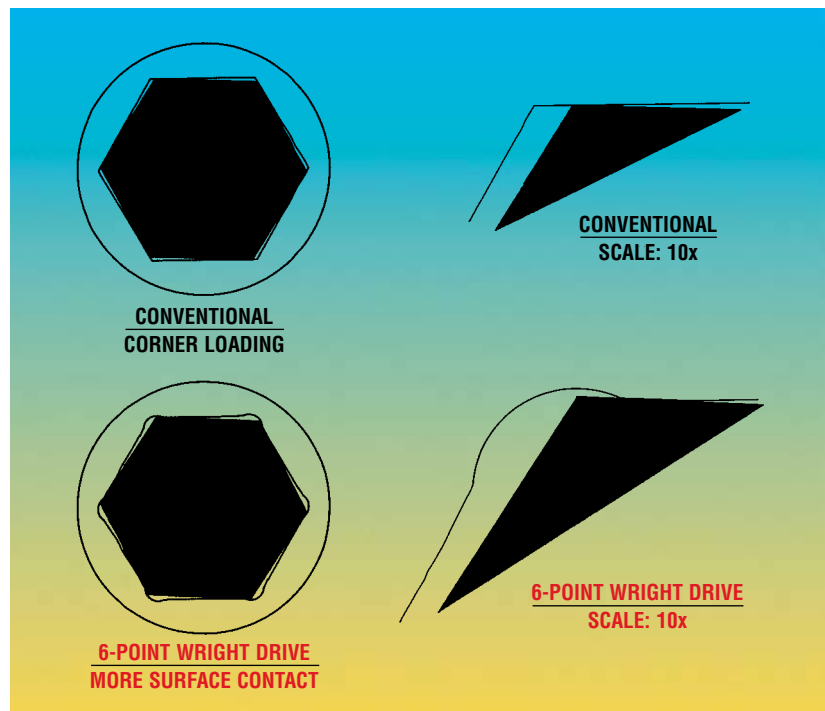


The patented 6-point Wright Drive is, in effect, a careful blending of Wright's 12-point design with the heavy-duty gripping characteristics of a traditional 6-point wrench opening. It offers many of the same advantages of the 12-point design, including greater strength, more torque and reduced rounding of the fastener corners. Patent No. 5,284,073.

The main advantage of the 6-pt. design is its gripping power. The Wright Drive's minor circle diameter, which is a measure of the ability to grip an undersized fastener, is exactly the same as a traditional 6-point opening. The smaller the diameter, the better the grip on undersized fasteners and fasteners with badly rounded corners.

Ideal for impact sockets

Impact sockets have always performed better when made with a 6-point opening. The Wright Drive introduced the benefits of the 12-point design to impact sockets.



The next step beyond Wright Drive®

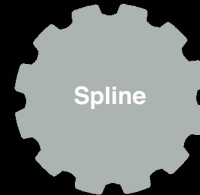
WRIGHT SPLINE™



6-Point



12-Point



Spline



Wright
Spline™

The Wright Spline™ is the highest strength wrench for high strength fasteners and is better for ordinary hex and 12 pt. fasteners too.

Why Use a Wright Spline® Wrenches?

Wright Spline® wrenches are stronger than other styles of wrenches regardless of the kind of fastener turned. They will turn both single and double-hex 12-point fasteners with corners that are too badly damaged to be turned with other wrenches. They represent a further advance of the Wright Drive® technology. This makes them particularly good for grade 8 fasteners and even better for the very high-strength 12-point fasteners and ultra high-strength spline fasteners, which are used mostly in aerospace. Because they make contact in a broad area away from the points of the fastener, they are better suited to fasteners that have had damaged corners or that are somewhat undersized and will even allow the wrench to be more worn. Because of this, Wright Spline wrenches work substantially better on both 6 and 12-point fasteners than 12-point wrenches. As the diagram shows, the Wright Spline makes contact away from the corners of the fastener on all styles of wrenches.

What Is Wright Spline®?

Wright Spline® is unconventional because it takes advantage of two things that have not previously been considered in wrench design. First, most wrenching problems occur in removing fasteners because the removal torque is frequently twice or more the installation torque. The second point is that many fastener heads are on the small side resulting in substantial play between wrench and fastener. Wright Spline™ is better designed to deal with this clearance.

Why is Wright Spline® Preferred?

A hex fastener produces large, non-productive radial forces, which tend to split the wrench or damage the wrenching surfaces of the fastener or wrench. The spline does not have these forces and, therefore, a spline wrench on a spline fastener will be much stronger than a hex wrench of the same diameter on a hex fastener. Wright Spline® is an advanced spline design. It will even be stronger than a hex wrench on a hex fastener.

How Does Wright Spline® Work?

Fasteners have gone from 60,000 psi tensile strength to over 180,000 psi, a 3:1 increase. In addition, the use of the small 12-pt. fastener heads requires smaller wrenches to have twice their customary strength required to turn 6-pt. fasteners. Highest strength wrench for high strength spline fasteners and for ordinary hex and 12-pt. too! This results in a six-fold increase in required strength. Traditional 12-pt. wrenches were designed for single hex fasteners long before 12-pt. fasteners were in use. Although quality wrenches have been much improved in design and manufacture, they cannot cope with a six-fold increase. It is necessary to go to a new and unconventional profile—Wright Spline®.

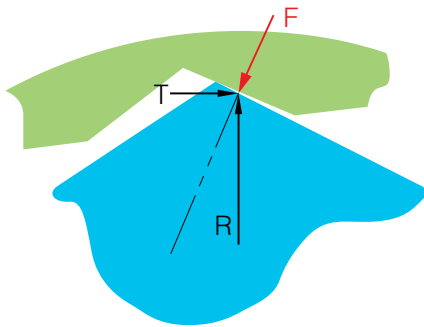


What is Better Than a Wright Spline Wrench?

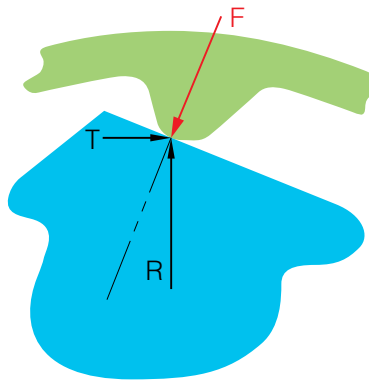
When Wright engineers sought to build a more reliable thin-wall wrench for fasteners as strong as 250,000 psi, they found that conventional wrenches were inadequate for this load unless they were made larger. However, Wright designed a fastener that is no larger than a 180,000 psi fastener and so can be used to replace existing fasteners without redesign for higher reliability both in carrying load and wrenching. What is better than a Wright Spline® wrench on a 12-point fastener is a Wright Spline® wrench on a patented Wright Spline® fastener. The wrench characteristics that were necessary for the super high-strength also were better than standard wrenches on the more common fasteners and are stronger, more reliable and longer lasting on other grades of fasteners.

The accompanying graph shows six combinations of sockets and wrenches with the same outside diameter of the socket and the same nominal opening size. The graph shows six wrenches of the same size and outside diameter combined with five different fasteners starting with a standard 6-point wrench on a 6-point fastener. The graph shows that the Wright Drive® is an 11% improvement but the Wright Spline® is a 21% improvement over today's best practice. Replacing a 12-point fastener with a traditional spline fastener of the same size and dimension will more than double the strength, and using the Wright technology on the fastener head produces a further 10% increase as well as a cost saving.

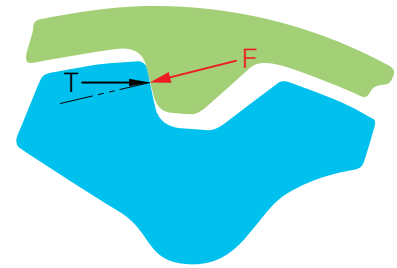
For further information, contact Wright Tool Customer Service at 800-321-2902, or www.wrighttool.com.



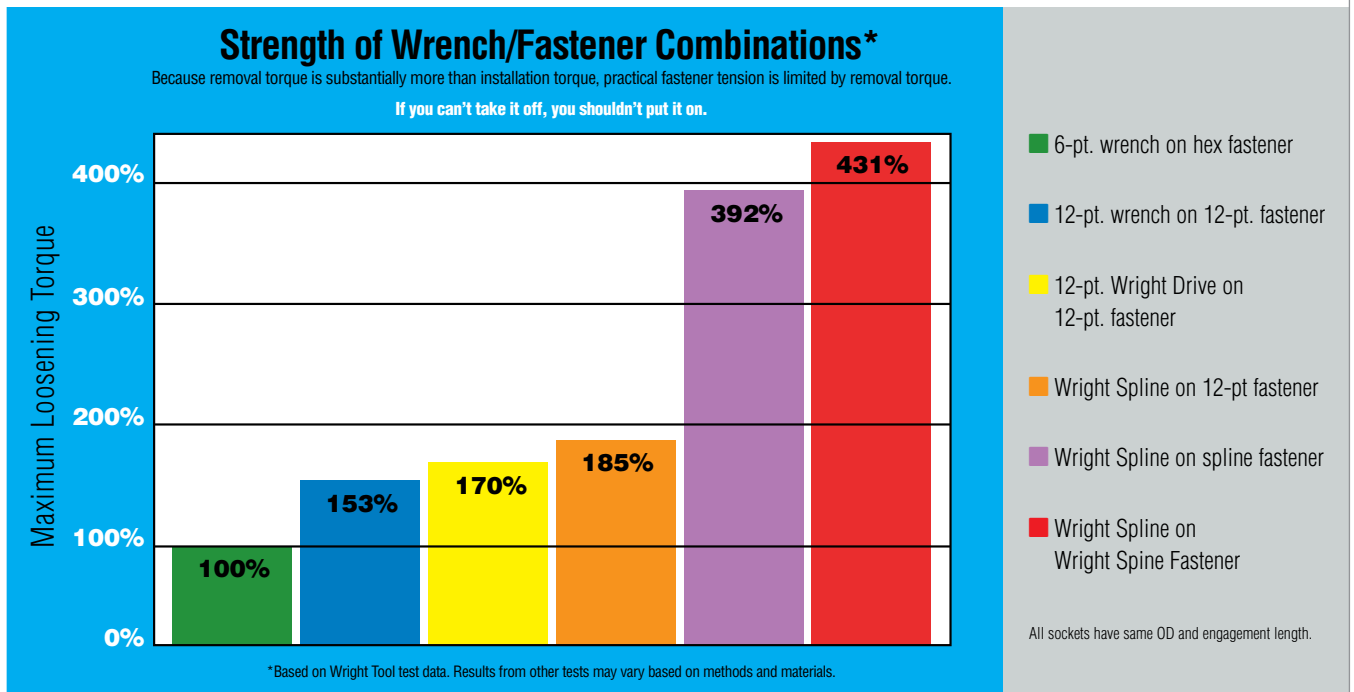
Double Hex Wrench and 6-Pt. Fastener



Wright Spline Wrench and 6-Pt. Fastener



Wright Spline Wrench and Fastener





Wright Tool Leads in Impact Sockets



Impact tools save time and handle high torques with less effort and more safety. Wright Tool makes impact sockets and attachments for almost every size and drive for which we make a hand socket because no hand socket is recommended for impact gun use. Wright impact tools are stronger and tougher to withstand the repeated high loads produced by impact guns, which are often higher than can be produced by hand. Wright impact sockets are always black, not only to distinguish them from hand sockets, which are usually plated, but also to avoid the peeling which occurs when a plated socket is subjected to thousands of cycles of very high loads. (Wright and other manufacturers make some black finish hand tools for specialized applications. These are not for impact use.)

Wright 6 pt. sockets use the patented Wright Drive® design for greater strength and longer life. Wright Tool also manufactures 12 pt. impact sockets with our Wright Drive® design which improves the life and strength of these sockets. However, 12 pt. impact sockets should be used only on 12 pt. fasteners.

In addition, Wright makes large impact sockets which are beyond the range of hand application. These go up to 8" opening and 3-1/2" drive. The 2-1/2" and 3-1/2" drive sockets are normally driven with hydraulic power. Because of the high loads involved, the impact designs are much safer for these drivers. While 1-1/2" impact guns are available, the hydraulic driver is often more convenient to use and has the advantage of controlling the amount of torque applied.

Wright Tool stocks a large assortment of impact sockets including 1-1/2" drive inch and metric sizes through 4-3/4" and 155mm. The 2-1/2" and 3-1/2" drive sockets are custom made with prompt delivery. Also, deep sockets and sizes that we do not stock can be quickly manufactured to order.

Each Wright impact socket is designed for its drive size because the drive size limits the torque that may be applied.

Wright Tool advises against the use of reducing adaptors because each impact socket is designed for a particular drive because the strength of the drive limits the amount of torque that can be applied to the wrench. Wright makes enough sizes that it is unnecessary to use adaptors which is an unsafe practice and may break either the socket or the adaptor depending on the circumstances. Because of the forces involved in wrenching, it is important that the mechanic always follow safe practices as outlined on Pages 387, 388 and takes care in protecting both himself and fellow workers.

WRIGHT TOOL COMPANY Patents & Trademarks

WRIGHT TOOL COMPANY Pending & Granted Patents & Designs

List updated April 5, 2007

Docket No.	Country	Title	Serial No.	Filing Date	Patent No.	Grant Date	Expiration
WT0431US	United States	WRENCH (Wright Grip)	10/202,157	24JL2002	6,907,805	21JE2005	21JE2019
WT0431US.CON	United States	WRENCH (Wright Grip)		28MR2005			
WT0432US	United States	WRENCH (Wright Grip)	29/166,784	03SE2002	D476,868	08JL2003	08JL2017
WT0642US	United States	WRENCH (Lg. Flat Stem Wrenches)	29/108,714	02AU1999	D451,352	04DE2001	04DE2015
WT0704EP	Europe	ASYMMETRIC WRENCH AND FASTENER SYSTEM (Wright Spline)	03013250.0	12JE2003			
WT0704US	United States	ASYMMETRIC WRENCH AND FASTENER SYSTEM (Wright Spline)	10/458,022	10JE2003	7,174,811	13FE2007	13AP2018
WT6921EP	Europe	HIGH TORQUE WRENCHING SYSTEM (Wright Spline)	99918506.9	13AP1999	1071543	24NO2004	13AP2019
WT6921US	United States	HIGH TORQUE WRENCHING SYSTEM	09/059,712	13AP1998	6,698,315	02MR2004 (471 day Patent Term Adjustment)	13AP2018
WT6921US.CIP2RCE	United States	ASYMMETRICAL FASTENING SYSTEM	09/282,865	31MR1999	6,698,316	02MR2004 (395 day Patent Term Adjustment)	13AP2018
WT6921US.CIPCPA	United States	HIGH TORQUE WRENCHING SYSTEM	09/240,313	29JA1999	6,725,746	27AP2004	13AP2018
WT9632US	United States	SOCKET WRENCH OPENING	07/286,604	16DE1988	4,882,957	28NO1989	16DE2008
WT9632US.CIP	United States	SOCKET WRENCH OPENING	07/429,761	31OC1989	5,012,706	07MY1991	16DE2008
WT9890US.FWC	United States	SOCKET WRENCH OPENING	07/914,055	13JL1992	5,284,073	08FE1994	18MR2011

Designated Countries: France, Germany and Great Britain

WRIGHT TOOL COMPANY Docketed, Pending & Registered Trademarks

List updated April 15, 2005

Docket No.	Country	Title	Serial No.	Filing Date	Patent No.	Grant Date	Expiration
WT0201US	United States	ROAD WARRIOR	76/191,734	09JA2001	2,840,694	11MY2004	11MY2014
WT0365CA	Canada	WRIGHT SPLINE	1,135,085	22MR2002	TMA596,445	04DE2003	04DE2018
WT0365CL	Chile	WRIGHT SPLINE	562,945	27MR2002	643,564	30SE2002	30SE2012
WT0365CTM	Community	WRIGHT SPLINE	002626356	21MR2002	002626356	08JL2003	21MR2012
WT0365JP	Japan	WRIGHT SPLINE	2002-26164	02AP2002	4610955	04OC2002	04OC2012
WT0365MX	Mexico	WRIGHT SPLINE	541,535	02AP2002			
WT0365US	United States	WRIGHT SPLINE	76/320,455	02OC2001	2,694,067	04MR2003	04MR2013
WT0513CN	China	WRIGHT GRIP	3456495	11FE2003	3456495	28AU2004	27AU2014
WT0513CTM	Community	WRIGHT GRIP	003030434	31JA2003			
WT0513US	United States	WRIGHTGRIP	76/449,009	13SE2002	2,826,114	23MR2004	23MR2014
WT0530CN	China	WRIGHT GRIP (& DESIGN)	3456494	11FE2003	3456494	28AU2004	27AU2014
WT0530CTM	Community	WRIGHT GRIP (& DESIGN)	003031499	31JA2003			
WT0530US	United States	WRIGHTGRIP (& DESIGN)	76/457,706	11OC2002	2,826,148	23MR2004	23MR2014
WT0531CTM	Community	WRIGHT TOOL	002892495	16OC2002			
WT6641US	United States	COUGAR	75/176,061	03OC1996	2,215,089	29DE1998	29DE2008
WT6755US	United States	WRIGHTSOURCE	75/304,234	05JE1997	2,294,649	23NO1999	23NO2009
WT7051JP	Japan	HARD WRIGHT DRIVE	H11(1999)-065921	21JL1999	4413910	01SE2000	01SE2010
WT7052JP	Japan	HARD DRIVE	H11(1999)-065922	21JL1999	4414163	01SE2000	01SE2010
WT7300AR	Argentina	WRIGHT					
WT7300BR	Brazil	WRIGHT					
WT7300CL	Chile	WRIGHT					
WT7300CO	Colombia	WRIGHT					
WT7300MX	Mexico	WRIGHT					
WT7300US	United States	WRIGHT	461,753	29JE1973	1,022,945	14OC1975	14OC2005
WT8563AR	Argentina	W (& DESIGN)					
WT8563BR	Brazil	W (& DESIGN)					
WT8563CL	Chile	W (& DESIGN)					
WT8563CO	Colombia	W (& DESIGN)					
WT8563MX	Mexico	W (& DESIGN)					
WT8563US	United States	W (& DESIGN)	73/363,568	10MY1982	1,272,436	03AP1984	03AP2014
WT8564US	United States	WRIGHT TOOL (& DESIGN)	73/363,567	10MY1982	1,272,435	03AP1984	03AP2014
WT8565US	United States	WRIGHT TOOL	363,569	10MY1982	1,372,182	26NO1985	26NO2005
WT9494FR	France	WRIGHT DRIVE	938,474	01JL1988	1524168	01JL1988	30JE2008
WT9494JP	Japan	WRIGHT DRIVE	75756/88	04JL1988	2376918	28FE1992	28FE2012
WT9494US	United States	WRIGHT DRIVE	695,347	04JA1988	1,551,474	08AU1989	08AU2009
WT9494US.1	United States	WRIGHT DRIVE	75/103,441	13MY1996	2,194,560	13OC1998	13OC2008



More Bite From WRIGHT

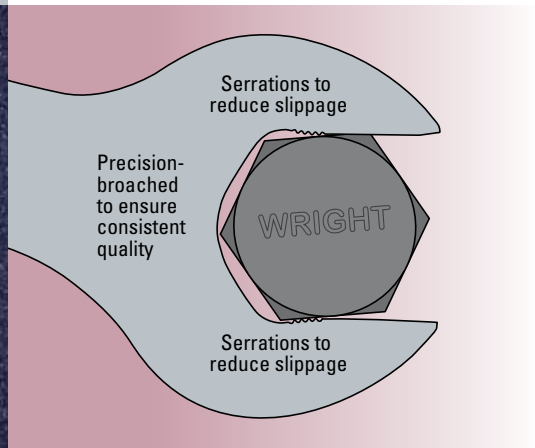
The new design provides 50% more strength and longer service life than traditional open-end wrenches, with no increase in the tool's outside dimensions. When compared with other high-quality wrenches, the improvement in strength is as high as 80%.

The advanced opening profile places more metal in high-stress areas to stiffen the jaws, increase tool strength and reduce permanent jaw spread for better reliability. In addition, the carefully placed, precision-broached serrations keep the wrench seated on the fastener to increase torque and reduce slippage.

WRIGHTGrip is a design evolution for open-end wrenches similar to what the Wright Drive™ was for sockets and box wrenches. The design utilizes advanced CAD/CAM technologies to improve the wrench-to-fastener contact areas. As with the Wright Drive, this increased contact improves torque load capabilities wherever WRIGHTGrip wrenches are used.



More Torque, Longer Life, Higher Strength.



WRIGHTGrip Is Now A Standard Feature

Wright tool is offering WRIGHTGrip on open-end and combination wrenches, on sizes up to 1-1/4".

Like all Wright tools, Wright wrenches are manufactured in the U.S.A. in accordance with

ISO 9001/2000 quality procedures. They are precision-manufactured from

WRIGHTALLOY™ steel for added strength and durability. The new

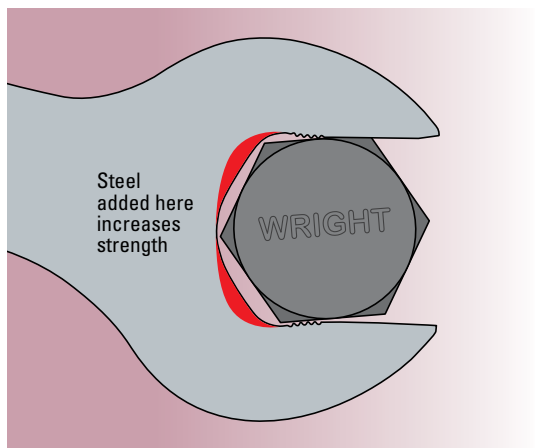
wrenches continue to feature Wright Tool's comfortable, reliable grip,

as well as the brand's outstanding professional appearance.



Yet Another Wright Innovation

The improvements to the Wright line of wrenches are the result of the manufacturer's relentless pursuit of quality, innovative design, and extensive research and development. The higher torques required in many applications demand tools with higher strength and performance. Wright Tool has long been known for incorporating such advanced technologies to improve the company's entire line of tools.



WRIGHTGrip® is a registered mark of Wright Tool Co.
U.S. Patent No. 6,907,805.



Table of Contents

Alphabetical Index	13	Torque Wrenches & Tools	239
Master Sets	15	Torque Wrenches & Tools.....	240
<i>See page 321 for Contents of Master Sets</i>		Torque Wrench Warranty.....	247
Tool Chests, Cabinets & Boxes	35	Screwdrivers & Nut Drivers	253
Wrenches	57	Screwdrivers Sets.....	254
Wrench Sets.....	57	Screwdrivers.....	256
Wrenches.....	76	Nut Driver Sets.....	259
Sockets, Ratchets & Attachments	101	Nut Drivers.....	261
1/4" Drive		Hex Keys	263
Socket Sets.....	102	Hex Sets.....	264
Ratchets, Handles & Attachments.....	107	T-Handle Sets.....	271
Sockets.....	110	Ball Driver Sets.....	273
3/8" Drive		Pliers, Snips & Scissors	277
Socket Sets.....	117	Pliers.....	278–286 & 288–292
Ratchets, Handles & Attachments.....	135	Snips & Scissors.....	286–287
Sockets.....	143	Hammers, Punches & Chisels	293
1/2" Drive		Hammers.....	294
Socket Sets.....	157	Punch & Chisel Sets.....	298
Ratchets, Handles & Attachments.....	171	Punches & Chisels.....	302
Sockets.....	178	Clamps	307
3/4" Drive		Clamps.....	308
Socket Sets.....	192	Miscellaneous Tools & Accessories	311
Ratchets, Handles & Attachments.....	199	Contents of Master Sets	321
Sockets.....	205	<i>See page 15 for Photographs of Master Sets</i>	
1" Drive		Conversion Chart	348
Socket Sets.....	215	Bolt Sizing Chart	350
Ratchets, Handles & Attachments.....	216	Safety Fit Table	351
Sockets.....	221	Ret Ring Interchange	352
1-1/2" Drive		Wright Tool Display Boards	353
Attachments.....	228	Display Boards.....	354
Sockets.....	230	Contents of Display Boards.....	364
2-1/2" Drive		ISO/ANSI	376
Sockets.....	234	Numerical Index	377
#5 Spline Drive		Special Tool Request	386
Sockets.....	237	Safety Information	387, 388
		Warranty	389



Alpha Index

Bolt & Wrench Sizing Charts	350-351
Boxes	
Cabinets, Chest, Trays & Utility Boxes.....	35-51, 53-54
Replacement Lock & Key Sets.....	52
Chisels/All Types/Mayhew	303-305
C-Clamps	
Deep Throat, Heavy Service, Extra Heavy Service, Instant-Action, Superclamps.....	308-309
Conversion Chart	348-349
Clip Rails	55
Crowfoot Wrenches	
Open End & 12 Pt.	141-142, 177
Display Boards	354-375
Drive Handles & Attachments, Adaptors, Extensions, Spinners, Speeders & Universals	
1/4" Drive	107-109
3/8" Drive	138-142
1/2" Drive	174-177
3/4" Drive	200-204
1" Drive.....	217-220
1-1/2" Drive.....	228-229
Drum Cap Opening Tool	100, 320
Feeler Gauges	318-319
Hacksaw	
Hacksaw	319
Replacement Blades.....	320
Hammers	
Ball Peen	295
Brass.....	294
Claw/Ripping	295
Cross Peen.....	296
Dead Blow.....	294
Drilling.....	296
Replacement Tips.....	295
Rubber Mallet.....	294
Sledge.....	296-297
Soft Face	294
HTI Safety Book	317
Inspection Mirrors	320
Magnetic Pick-Up Tool	320

Measuring (Steel) Tapes	319
Metal Cutting Snips	287
Nail Pullers/Mayhew	303, 305
Nut Drivers	259-261
Numerical Index	377-385
Patents & Trademarks	9
Picks, Hooks & Awls	315
Pliers/Channellock/Vise Grip	
Cable Cutter.....	282
Curved Long Nose.....	284
Cutter/Stripper.....	280
Cutting.....	282, 285
Fence Tool.....	286
Hose Clamp.....	286
Locking/Vise Grip	288-292
Linemens.....	281, 284
Long Nose.....	282, 284
Oil Filter/PVC Pipe	283
Slip Joint.....	285
Snap Ring	278-279
Snips.....	286-287
Tongue & Groove.....	281, 283
Wire Crimping.....	282, 286
Wire Twisting.....	280
Pry Bars/Mayhew	303-304
Pullers/Spreaders	
Flange Jacks	92, 312
Punches/All Types/Mayhew	302-305
Racks, Wrench	56
Ratchets	
1/4" Drive	107
3/8" Drive	136-137
1/2" Drive	171-173
3/4" Drive	200
1" Drive.....	217
Construction Spud.....	93, 173
Scaffold	173
Track	200, 217
Utility/Raised Cap	137, 173
Ret Ring Interchange Chart	352
Safety Video, Book & Goggles	317
Scrapers & Knives/Hyde	315-316



Screwdrivers/Big Grip/Cushion Grip

Cabinet Tip, Phillips, Round Shank, Square
Shank, Four Way/Flip **256-258**
Screwdriver Sets..... **254-255**

Sets

1/4" Drive **102-106**
3/8" Drive **117-134**
1/2" Drive **157-170**
3/4" Drive **192-198**
1" Drive **215**
Ball Nut Driver..... **259-260**
Box Wrench **72**
Combination Wrench **58-66**
Crowfoot..... **126, 163**
Flare Nut Wrench..... **71**
Hex "L" Key, Hex "T" Key, Hex Folding
Key, Hex Ball Driver..... **264-274**
Master..... **15-33**
Master Contents..... **322-347**
Metric Flare Nut Wrench **71**
Metric Ratcheting Box Wrench **73-74**
Miniature Combination & Open-End
Wrench **69-70**
Open-End Wrench **66-68**
Punch & Chisel **298-301**
Ratcheting Box Wrench **73**
Ratcheting Flare Nut Wrench..... **74**
Screw Extractor..... **317**
Screwdriver..... **254-255**
Service Wrench..... **72**
Spanner Wrench..... **74**
Torx..... **155, 312**
Torx Ball Driver **275**

Snips/Midwest..... 286-287

Socket Retaining Rings/Pins

& "O" Rings 203-204, 219-220, 229, 235

Sockets

1/4" Drive **110-113**
3/8" Drive **143-152**
1/2" Drive **178-190**
3/4" Drive **205-214**
1" Drive..... **221-227**
1-1/2" Drive..... **230-234**
2-1/2" Drive..... **234-236**
#5 Spline Drive..... **237-238**

Ball Joint **214**
1/4" Drive Hex Bit **114**
3/8" Drive Hex Bit **153-154**
1/2" Drive Hex Bit **189-190**
3/4" Drive Hex Bit **213-214**
1" Drive Hex Bit..... **228**
Penta..... **189**
Railroad **226**
Screwdriver..... **114-115, 155**
Spark Plug **144, 179**

Special Tool Request Form 386

Stud Remover..... 312

Tool Rolls & Pouches 55

Torque Tools

Angle Method **243**
Multipliers **248-251**
Screwdrivers..... **247**
Tester **252**
Wrenches **240-247**

Torx

Sockets, Bits & Holders **313-314**
1/4" Drive **116**
3/8" Drive **156**
1/2" Drive **191**

Utility Knives/Hyde..... 316

Warranty/Correct Drive Chart 389

Wrenches

Adjustable **90**
Adjustable Construction **93**
Box End **84**
Combination **76-81**
Construction (Structural, Spud)..... **92-94**
Crowfoot..... **87-88**
Drum Cap Opening Tool **100**
Engineer's..... **91**
Flare Nut..... **85-86**
Open-End **81-83**
Pipe **91**
Ratcheting Box..... **97-99**
Ratcheting Flare Nut..... **86**
Service..... **88**
Spanner **89**
Striking Face Box..... **95-97**

Master Sets



Wright Tool Company offers an impressive selection of Master Sets for professionals. From our Mega Master Set with over 560 tools to our smaller Apprentice and Basic Service Sets, there's something for everyone—even metric sets. Each set contains quality tools, carefully selected according to need and coverage.

C a u t i o n !

- Always wear safety goggles when working with tools.



Mega Fractional/Metric Master Set—1/4", 3/8", 1/2" & 3/4" Drives

Set No. 105 –

**561 Pieces including WT861 Nine Drawer
42" Top Chest & WT854 Fifteen Drawer
42" Roller Cabinet**


Set No. 107 –

**559 Pieces
(Tools Only - Cabinets Not Included)**

See Page 322 for contents.



WT861 & WT854 for Set No. 105





Mega Fractional Master Set—1/4", 3/8", 1/2" & 3/4" Drives

Set No. 101 –

447 Pieces including WT710 Ten Drawer Chest
& WT796 Eight Drawer Roller Cabinet


Set No. 102 –

445 Pieces
(Tools Only - Cabinets Not Included)

See Page 325 for contents.



WT710 & WT796 for Set No. 101





Master Sets

Master Fractional/Metric Set—1/4", 3/8", 1/2" & 3/4" Drives

Set No. 112 –

283 Pieces including WT814 Twelve
Drawer Chest & WT896 Eleven Drawer
Roller Cabinet

Set No. 113 –

281 Pieces
(Tools Only - Cabinets Not Included)

See Page 327 for contents.





Master Maintenance Set—1/4", 3/8" & 1/2" Drives

Set No. 121 –

374 Pieces including WT814 Twelve
Drawer Chest & WT896 Eleven Drawer
Roller Cabinet

Set No. 122 –

372 Pieces
(Tools Only - Cabinets Not Included)

See Page 329 for contents.






Intermediate Set-1/4", 3/8", 1/2" & 3/4" Drives

Set No. 125 –
256 Pieces including WT796
Eight Drawer Roller Cabinet

Set No. 126 –
255 Pieces
(Tools Only - Cabinet Not Included)

See Page 331 for contents.





Master Sets

Intermediate Set—1/4", 3/8" & 1/2" Drives

Set No. 130 –
220 Pieces including WT814 Twelve
Drawer Chest

See Page 333 for contents.

Set No. 131 –
219 Pieces
(Tools Only - Cabinet Not Included)





General Maintenance Set—1/4", 3/8" & 1/2" Drives

Set No. 135 –

135 Pieces including WT523 Three
Drawer Chest

See Page 335 for contents.

Set No. 136 –

134 Pieces
(Tools Only - Cabinet Not Included)





Mechanics Set-1/4", 3/8" & 1/2" Drives

Set No. 140 –
140 Pieces including WT524 Two Drawer
Portable Chest

See Page 336 for contents.

Set No. 141 –
139 Pieces
(Tools Only - Cabinet Not Included)





General Service Set-1/4", 3/8" & 1/2" Drives

Set No. 150 –
132 Pieces including WT520 Heavy-Duty
Mechanic's Box with Tray

See Page 337 for contents.

Set No. 152 –
131 Pieces
(Tools Only - Box Not Included)





Basic Service Set—1/4", 3/8" & 1/2" Drives

Set No. 160 –
99 Pieces including WT520 Heavy-Duty
Mechanic's Box with Tray

See Page 338 for contents.

Set No. 161 –
98 Pieces
(Tools Only - Box Not Included)





Starter Set—3/8" & 1/2" Drives

Set No. 165 –
**97 Pieces Including WT520 Heavy-Duty
Mechanic's Box with Tray**

See Page 339 for contents.

Set No. 166 –
**96 Pieces
(Tools Only - Box Not Included)**





Apprentice Set-3/8" Drive

Set No. 170 -

54 Pieces Including WT520 Heavy-Duty
Mechanic's Box with Tray

See Page 340 for contents.

Set No. 171 -

53 Pieces
(Tools Only - Box Not Included)





Industrial Maintenance Set—1/4", 3/8" & 1/2" Drives

Set No. 180 –

114 Pieces Including WT803 Six Drawer Chest with Tray

See Page 341 for contents.

Set No. 181 –

113 Pieces
(Tools Only - Chest Not Included)





Master Sets

Aircraft Mechanic's Starter Set—1/4", 3/8" & 1/2" Drives

Set No. 185 –
107 Pieces Including WT523 Three
Drawer Chest

See Page 342 for contents.

Set No. 186 –
106 Pieces
(Tools Only - Chest Not Included)





Metric Add-On Set—1/4", 3/8" & 1/2" Drives

**Set No. 189 –
151 Pieces (Tools Only)**

See Page 343 for contents.





Master Metric Maintenance Set—1/4", 3/8" & 1/2" Drives

Set No. 190 –

264 Pieces Including WT814 Twelve
Drawer Chest & WT896 Eleven Drawer
Roller Cabinet

Set No. 191 –

262 Pieces
(Tools Only - Cabinets Not Included)

See Page 344 for contents.





Master Sets

Metric Service Set—1/4", 3/8" & 1/2" Drives

Set No. 194 –

**123 Pieces Including WT523 Three
Drawer Chest**

See Page 346 for contents.

Set No. 195 –

**122 Pieces
(Tools Only - Cabinet Not Included)**





Metric Apprentice Set—3/8" & 1/2" Drives

**Set No. 199 –
75 Pieces Including WT528
Tool Box with Tray**

See Page 347 for contents.





Think Safety!

Always wear safety goggles to protect your eyes.

Safety depends on the purchase of quality tools, proper care and use of the tools, and replacement of worn out tools. Wright tools are designed and forged to be as strong as their size permits and to out-wear other brands.

Always use the right size and type of tool for the job being done. Wright Tool Company cannot be responsible for injury or damage caused by tools improperly used, or from tools which have been abused or badly worn.

1. Never use cheater bars or hammers.
2. Inspect and discard bent, worn, or cracked tools.
3. Use the correct drive size; choose the largest possible drive size. It is stronger and safer.
4. Use the correct size socket; do not use metric sockets on inch fasteners or vice versa, because the fit is not good enough.
5. Place the socket all the way on the fastener.
6. Always be prepared and braced for something coming loose. If possible, PULL on a wrench handle and adjust your stance to prevent a fall if sudden release occurs.
7. If it appears that there is no safe way to do a job, find another way! Don't risk an accident.
8. Use only impact sockets on impact guns. Never use chrome sockets on impact guns.
9. Take special care in selecting and using wrenches on high strength fasteners—grade 5 and 8, 12 pt. nuts and bolts, and many other aerospace fasteners; they require unusually high torques for their size.
10. The safest wrench is a box or socket type because they are stronger and less likely to slip off the fastener. Open end, flare nut and adjustable wrenches are not as strong as the corresponding sizes of box and socket wrenches. Open end, flare nut, and adjustable wrenches are not intended for heavy loads such as breaking loose frozen fasteners, or final tightening.
11. Always be sure to fully seat an open end wrench on the nut or bolt.
12. Tightly adjust to the nut the adjustable wrenches and pull so force is on the fixed jaw side.

13. Avoid overtorquing. A torque wrench will permit tightening to the exact torque required for best performance and safety.
14. Wrenches should not be ground to change their shape.
15. Ordinary plastic dipped handles are designed for comfort NOT electrical insulation. Never depend on an insulated tool to protect you from electricity.
16. Never expose any wrench to excessive heat, which may change the hardness and metal structure, and ruin the tool.
17. Reversible ratchets are among the strongest hand tools in their respective drive sizes. They are designed to interchange with a full range of sockets and accessories in their drive size. It is possible for a lower torque rated socket, or accessory, to be used. Exercise care so as not to overload the weakest component.
18. Use the right type and size screwdriver blade for the screw. Too loose, or too tight a blade may slip. Screwdriver blades should never be used as punches, chisels, scrapers, or pry bars.
19. Remove "Mushroomed" heads of punches and chisels from service.
20. Always keep hammer heads tightened on the handle. Do not strike one hammer with another hammer.

Eight Safety Tips for Impact Sockets

1. Wear safety goggles.
2. Never use a nail or homemade pin for holding a socket in place.
3. Never exceed a gun pressure rating of 90 psi.
4. Don't dwell longer than necessary to get torque.
5. Put the socket on the fastener before starting the impact gun.
6. Do not hold impact sockets, universal joints, or extensions while impact tool is running.
7. Use adapters only for special applications—not for general use.
8. Mind the joints between the gun and fasteners for less loss of torque and less wear.

Tool Chests, Cabinets & Boxes



From our 19" tool box to our large multi-drawer roller cabinets, Wright provides a full array of rugged tool storage products. All tool chests, cabinets and boxes are constructed of quality steel. Other features include powder coat paint for superior scratch/chemical resistance, double wall construction for great strength, optional colors on some models and specially designed shipping boxes to avoid damage.

⚠ Caution!

- Always wear safety goggles when working with tools.
- To prevent storage cabinet from tipping over, do not open more than one drawer at a time.
- Never stand on cabinet drawers or on tool boxes.
- Close all drawers before moving cabinet.
- Watch your fingers when closing drawers.
- Watch where you are going when moving cabinet.
- Never use a tool box as an anvil.



Metal gauge top chest:
Case and lid – 18 gauge;
Drawers – 20 gauge.

Shipped in specially designed boxes to avoid damage.

Optional colors available on some models as a special order.



Heavy gauge metal that lasts a lifetime.

Double-wall construction for greater strength.

Powder coat paint for superior scratch- and chemical-resistance.

Heavy-duty casters, two swivel with brakes. Two are fixed for safe mobile tool storage.

Double lid support brackets prevent accidental closing.

Coded lock with replacement keys.

Internal, secure, locking mechanism for chests and cabinets.

Reinforced lid provides greater rigidity for years more service.

Full length piano hinge.

Welded side handles, top chest.

Heavy-duty metal slides, optional smooth roller bearing slide.

Metal gauge roller cabinets:
Bottom – 16 gauge; Sides, inside sides and top – 18 gauge; Drawers – 20 gauge.

Heavy duty, full length drawer pulls.

Spacious compartments to store bulky tools.

Plated side handle fits either side.





Nine Drawer Top Chest (with Roller Bearing Slides) WT962 (Red)

52-17/32" W (133,4) 17-7/8" D (45,4)
22-1/4" H (56,5) 185 lbs. (84 kg)

- All drawers have smooth roller bearing slides.
- Internal, secure, locking mechanism for chests and cabinets.
- Heavy duty, full length drawer pulls.
- Welded side handles, top chest.
- Double lid support brackets.
- Metal gauge top chest: Case and lid – 18 gauge; Drawers – 20 gauge.

	Width in(cm)	Depth in(cm)	Height in(cm)
Overall	52-17/32" (133,4)	17-7/8" (45,4)	22-1/4" (56,5)
2 Drawers	23" (58,4)	16" (40,6)	2" (5,1)
1 Drawer	23" (58,4)	16" (40,6)	4-1/4" (10,8)
1 Drawer	23" (58,4)	16" (40,6)	6-7/16" (16,4)
3 Drawers	23" (58,4)	16" (40,6)	2" (5,1)
2 Drawers	23" (58,4)	16" (40,6)	4-1/4" (10,8)

Storage Capacity: 13542 in³ (221820 cm³)



Fourteen Drawer Roller Cabinet (with Roller Bearing Slides) WT952 (Red)

53-17/32" W (135,7) 18-3/4" D (47,6)
42-3/8" H (107,6) 347 lbs. (158 kg)

- All drawers have smooth roller bearing slides.
- Internal, secure, locking mechanism for chests and cabinets.
- Heavy duty, full length drawer pulls.
- Welded side handles, top chest.
- Double lid support brackets.
- Metal gauge roller cabinets: Bottom – 16 gauge; Sides, inside sides and top – 18 gauge; Drawers – 20 gauge.

	Width in(cm)	Depth in(cm)	Height in(cm)
Overall	53-17/32" (135,7)	18-3/4" (47,6)	42-3/8" (107,6)
2 Drawers	23" (58,4)	16" (40,6)	4-1/4" (10,8)
4 Drawers	23" (58,4)	16" (40,6)	2" (5,1)
4 Drawers	23" (58,4)	16" (40,6)	4-1/4" (10,8)
1 Drawer	23" (58,4)	16" (40,6)	4-1/4" (10,8)
1 Drawer	23" (58,4)	16" (40,6)	8-1/2" (21,6)
2 Drawers	23" (58,4)	16" (40,6)	6-7/16" (16,4)

Storage Capacity: 21100 in³ (345617 cm³)

Wheels: 5" (12,5 cm) x 2" (5 cm) frame 12 gauge



Nine Drawer Top Chest (with Roller Bearing Slides) WT865

41-1/2" W (105,4) 23" D (58,4)
21-1/8" H (53,7) 243 lbs. (110,5 kg)

- All drawers have smooth roller bearing slides.
- Internal, secure, locking mechanism for chests and cabinets.
- Heavy duty, full length drawer pulls.
- Welded side handles, top chest.
- Double lid support brackets.
- Metal gauge top chest: Case and lid – 18 gauge; Drawers – 20 gauge.

WT865 (Red)

	Width in(cm)	Depth in(cm)	Height in(cm)
Overall	41-1/2" (105,4)	23" (58,4)	21-1/8" (53,7)
1 Drawer	11" (27,9)	22" (55,9)	6-7/16" (16,4)
1 Drawer	11" (27,9)	22" (55,9)	4-1/4" (10,8)
2 Drawers	11" (27,9)	22" (55,9)	2" (5,1)
2 Drawers	23" (58,4)	22" (55,9)	4-1/4" (10,8)
3 Drawers	23" (58,4)	22" (55,9)	2" (5,1)

Storage Capacity: 13090 in³ (217714 cm³)



Thirteen Drawer Roller Cabinet (with Roller Bearing Slides) WT855

41-1/2" W (105,4) 24-3/8" D (62)
43-5/8" H (110,8) 422 lbs. (191,8 kg)

- All drawers have smooth roller bearing slides.
- Internal, secure, locking mechanism for chests and cabinets.
- Heavy duty, full length drawer pulls.
- Welded side handles, top chest.
- Double lid support brackets.
- Metal gauge roller cabinets: Bottom – 16 gauge; Sides, inside sides and top – 18 gauge; Drawers – 20 gauge.

WT855 (Red)

	Width in(cm)	Depth in(cm)	Height in(cm)
Overall	41-1/2" (105,4)	24-3/8" (62)	43-5/8" (110,8)
1 Drawer	38" (96,5)	22" (55,9)	4-1/4" (10,8)
4 Drawers	23" (58,4)	22" (55,9)	2" (5,1)
2 Drawers	23" (58,4)	22" (55,9)	4-1/4" (10,8)
1 Drawer	23" (58,4)	22" (55,9)	6-7/16" (16,4)
3 Drawers	11" (27,9)	22" (55,9)	2" (5,1)
1 Drawer	11" (27,9)	22" (55,9)	4-1/4" (10,8)
1 Drawer	11" (27,9)	22" (55,9)	13" (33)

Storage Capacity: 19938 in³ (326584 cm³)

Wheels: 6" (15 cm) x 2" (5 cm) frame 8 gauge





Seven Drawer Top Chest (with Roller Bearing Slides) WT877

40-1/2" W (102,9) 17-7/8" D (45,4)
20-1/2" H (52,1) 145 lbs. (65,9 kg)

- All drawers have smooth roller bearing slides.
- Internal, secure, locking mechanism for chests and cabinets.
- Heavy duty, full length drawer pulls.
- Welded side handles, top chest.
- Double lid support brackets.
- Metal gauge top chest: Case and lid – 18 gauge; Drawers – 20 gauge.

WT877 (Red) • WT877B (Black) • WT877BL (Blue)

	Width in(cm)	Depth in(cm)	Height in(cm)
Overall	40-1/2" (102,9)	17-7/8" (45,4)	20-1/2" (52,1)
2 Drawers	23" (58,4)	16" (40,6)	2" (5,1)
2 Drawers	11" (27,9)	16" (40,6)	2" (5,1)
1 Drawer	23" (58,4)	16" (40,6)	4-1/4" (10,8)
1 Drawer	11" (27,9)	16" (40,6)	4-1/4" (10,8)
1 Drawer	38" (96,5)	16" (40,6)	4-1/4" (10,8)

Storage capacity: 9205 in³ (150778 cm³)



Fifteen Drawer Roller Cabinet (with Roller Bearing Slides) WT854R

41-1/2" W (105,4) 18-3/4" D (47,6)
42-3/8" H (107,6) 255 lbs. (115,9 kg)

- All drawers have smooth roller bearing slides.
- Internal, secure, locking mechanism for chests and cabinets.
- Heavy duty, full length drawer pulls.
- Welded side handles, top chest.
- Double lid support brackets.
- Metal gauge roller cabinets: Bottom – 16 gauge; Sides, inside sides and top – 18 gauge; Drawers – 20 gauge.

WT854R (Red) • WT854RB (Black) • WT854RBL (Blue)

	Width in(cm)	Depth in(cm)	Height in(cm)
Overall	41-1/2" (105,4)	18-3/4" (47,6)	42-3/8" (107,6)
1 Drawer	38" (96,5)	16" (40,6)	4-1/4" (10,8)
4 Drawers	23" (58,4)	16" (40,6)	2" (5,1)
2 Drawers	23" (58,4)	16" (40,6)	4-1/4" (10,8)
1 Drawer	23" (58,4)	16" (40,6)	6-7/16" (16,4)
4 Drawers	11" (27,9)	16" (40,6)	2" (5,1)
2 Drawers	11" (27,9)	16" (40,6)	4-1/4" (10,8)
1 Drawer	11" (27,9)	16" (40,6)	6-7/16" (16,4)

Storage Capacity: 14623 in³ (239525 cm³)

Wheels: 5" (12,5 cm) x 2" (5 cm) frame 12 gauge



Nine Drawer 42" Top Chest WT861

40-1/2" W (102,9 cm) 17-7/8" D (45,4 cm)
20-1/2" H (52,1 cm) 137 lbs. (62,3 kg)

- Internal, secure, locking mechanism for chests and cabinets.
- Heavy duty, full length drawer pulls.
- Welded side handles, top chest.
- Double lid support brackets.
- Metal gauge top chest: Case and lid – 18 gauge; Drawers – 20 gauge.

WT861 (Red)

	Width in (cm)	Depth in (cm)	Height in (cm)	Weight
Overall	40-1/2" (102,9)	17-7/8" (45,4)	20-1/2" (52,1)	137 lb. (62,3 kg)
4 Drawers	23" (58,4)	16" (40,6)	2" (5,1)	
4 Drawers	11" (27,9)	16" (40,6)	2" (5,1)	
1 Drawer	38" (96,5)	16" (40,6)	4-1/4" (10,8)	

Storage Capacity: 9,205 in³ (150778 cm³)



Fifteen Drawer 42" Roller Cabinet WT854

41-1/2" W (105,4 cm) 42-3/8" H (107,6 cm)
18-3/4" D (47,6 cm) 226 lbs. (102,7 kg)

- Internal, secure, locking mechanism for chests and cabinets.
- Heavy duty, full length drawer pulls.
- Welded side handles, top chest.
- Double lid support brackets.
- Metal gauge roller cabinets: Bottom – 16 gauge; Sides, inside sides and top – 18 gauge; Drawers – 20 gauge.

WT854 (Red)

	Width in (cm)	Depth in (cm)	Height in (cm)	Weight	Wheels in (cm)
Overall	41-1/2" (105,4)	18-3/4" (47,6)	42-3/8" (107,6)	226 lb. (102,7 kg)	5" (12,5) x 2" (5)
4 Drawers	23" (58,4)	16" (40,6)	2" (5,1)		frame 12 ga.
4 Drawers	11" (27,9)	16" (40,6)	2" (5,1)		2 swivels, 2 rigids
2 Drawers	23" (58,4)	16" (40,6)	4-1/4" (10,8)		
2 Drawers	11" (27,9)	16" (40,6)	4-1/4" (10,8)		
1 Drawer	23" (58,4)	16" (40,6)	6-7/16" (16,4)		
1 Drawer	11" (27,9)	16" (40,6)	6-7/16" (16,4)		
1 Drawer	38" (96,5)	16" (40,6)	4-1/4" (10,8)		

Storage Capacity: 14623 in³ (239525 cm³)





Ten Drawer Top Chest (with Roller Bearing Slides) WT710

34" W (86,4 cm) 17-7/8" D (45,4 cm)
20-1/2" H (52,1 cm) 146 lbs. (66,4 kg)

- Drawer liners.
- Internal, secure, locking mechanism for chests and cabinets.
- Heavy duty, full length drawer pulls.
- Welded side handles, top chest.
- Double lid support brackets.
- Metal gauge top chest: Case and lid – 18 gauge; Drawers – 20 gauge.

	Width in (cm)	Depth in (cm)	Height in (cm)	Weight
Overall	34" (86,4)	17-7/8" (45,4)	20-1/2" (52,1)	146 lb. (66,4 kg)
6 Drawers	11" (27,9)	16" (40,6)	2" (5,1)	
1 Drawer	7" (17,8)	16" (40,6)	6-7/16" (16,4)	
2 Drawers	31" (78,7)	16" (40,6)	2" (5,1)	
Bearing				
1 Drawer	31" (78,7)	16" (40,6)	4-1/4" (10,8)	
Bearing				

Storage Capacity: 8845 in³ (14881 cm³)



Eight Drawer Roller Cabinet (with Roller Bearing Slides) WT796

35" W (88,9 cm) 18-3/4" D (47,6 cm)
42-3/8" H (107,6 cm) 218 lbs. (99 kg)

- Drawer liners.
- Top rubber mat.
- Internal, secure, locking mechanism for chests and cabinets.
- Heavy duty, full length drawer pulls.
- Welded side handles, top chest.
- Double lid support brackets.
- Metal gauge roller cabinets: Bottom – 16 gauge; Sides, inside sides and top – 18 gauge; Drawers – 20 gauge.

	Width in (cm)	Depth in (cm)	Height in (cm)	Weight
Overall	35" (88,9)	18-3/4" (47,6)	42-3/8" (107,6)	218 lb. (99 kg)
4 Drawers	31" (78,7)	16" (40,6)	2" (5,1)	
3 Drawers	31" (78,7)	16" (40,6)	4-1/4" (10,8)	
1 Drawer	31" (78,7)	16" (40,6)	8-1/2" (21,6)	

Storage Capacity: 14292 in³ (234103 cm³)



Six Drawer Top Chest (with Roller Bearing Slides) WT816 (Red)

26" W (66,0 cm) 20-1/2" H (52,1 cm)
17-7/8" D (45,4 cm) 103 lbs. (46,8 kg)

- All drawers have smooth roller bearing slides
- Internal, secure, locking mechanism for chests and cabinets.
- Heavy duty, full length drawer pulls.
- Welded side handles, top chest.
- Double lid support brackets.
- Metal gauge top chest: Case and lid – 18 gauge; Drawers – 20 gauge.

	Width in (cm)	Depth in (cm)	Height in (cm)	Weight
Overall	26" (66,0)	17-7/8" (30,5)	20-1/2" (52,1)	103 lb.(31,8 kg)
1 Drawers	23" (58,4)	16" (40,6)	4-1/4" (18,8)	
5 Drawer	23" (58,4)	16" (40,6)	2" (5,1)	

Storage Capacity: 6687 in³ (109582 cm³)



Eight Drawer Roller Cabinet (with Roller Bearing Slides) WT798 (Red)

27" W (68,6 cm) 18-3/4" D (47,6 cm)
42-3/8" H (107,6 cm) 161 lbs. (73,2 kg)

- All drawers have smooth roller bearing slides.
- Internal, secure, locking mechanism for chests and cabinets.
- Heavy duty, full length drawer pulls.
- Welded side handles, top chest.
- Double lid support brackets.
- Metal gauge roller cabinets: Bottom – 16 gauge; Sides, inside sides and top – 18 gauge; Drawers – 20 gauge.

	Width in (cm)	Depth in (cm)	Height in (cm)	Weight
Overall	27" (68,6)	18-3/4" (47,6)	42-3/8" (107,6)	161 lb.(73,2 kg)
1 Drawers	23" (58,4)	16" (40,6)	8-1/2" (21,6)	
3 Drawers	23" (58,4)	16" (40,6)	4-1/4" (10,8)	
4 Drawers	23" (58,4)	16" (40,6)	2" (5,1)	

Storage Capacity: 10560 in³ (172973 cm³)

Wheels: 5" (12,5 cm) x 2" (5 cm), 2 swivels, 2 rigid





Ten Drawer Top Chest WT804

26" W (66,0 cm) 18-7/8" H (48 cm)
12" D (30,5 cm) 70 lbs. (31,8 kg)

- Internal, secure, locking mechanism for chests and cabinets.
- Heavy duty, full length drawer pulls.
- Welded side handles, top chest.
- Double lid support brackets.
- Metal gauge top chest: Case and lid – 18 gauge; Drawers – 20 gauge.

WT804 (Red)

	Width in (cm)	Depth in (cm)	Height in (cm)	Weight
Overall	26" (66,0)	12" (30,5)	18-7/8" (48)	70 lb.(31,8 kg)
6 Drawers	7" (17,8)	10-1/2" (26,7)	2" (5,1)	
1 Drawer	7" (17,8)	10-1/2" (26,7)	6-7/16" (16,4)	
2 Drawers	23" (58,4)	10-1/2" (26,7)	2" (5,1)	
1 Drawer	23" (58,4)	10-1/2" (26,7)	2-1/2" (6,4)	

Storage Capacity: 4000 in³ (65520 cm³)



Twelve Drawer Top Chest WT814

26" W (66,0 cm) 12" D (30,5 cm)
18-7/8" H (48 cm) 71 lbs. (32,3 kg)

- Internal, secure, locking mechanism for chests and cabinets.
- Heavy duty, full length drawer pulls.
- Welded side handles, top chest.
- Double lid support brackets.
- Metal gauge top chest: Case and lid – 18 gauge; Drawers – 20 gauge.

	Width in (cm)	Depth in (cm)	Height in (cm)	Weight
Overall	26" (66,0)	12" (30,5)	18-7/8" (48)	71 lb. (32,3 kg)
9 Drawers	7" (17,8)	10-1/2" (26,7)	2" (5,1)	
2 Drawers	23" (58,4)	10-1/2" (26,7)	2" (5,1)	
1 Drawer	23" (58,4)	10-1/2" (26,7)	2-1/2" (6,4)	

Storage Capacity: 3991 in³ (65373 cm³)



Six Drawer Drop Front Top Chest (with Friction Slides) WT503 (Red)

26" W (66,0) 12" D (30,5)
14-1/2" H (36,8) 57 lbs. (26 kg)

- Internal, secure, locking mechanism for chests and cabinets.
- Heavy duty, full length drawer pulls.
- Welded side handles, top chest.
- Double lid support brackets.
- Metal gauge top chest: Case and lid – 18 gauge; Drawers – 20 gauge.

	Width in(cm)	Depth in(cm)	Height in(cm)
Overall	26" (66,0)	12" (30,5)	14-1/2" (36,8)
1 Drawer	23" (58,4)	10-1/2" (26,7)	2-1/2" (6,4)
2 Drawers	23" (58,4)	10-1/2" (26,7)	2" (5,1)
3 Drawers	7" (17,8)	10-1/2" (26,7)	2" (5,1)

Storage Capacity: 3073 in³ (50336 cm³)



Ten Drawer Drop Front Top Chest (with Friction Slides) WT510 (Red)

26" W (66,0) 17-7/8" D (45,4)
20-1/2" H (52,1) 104 lbs. (47,2 kg)

- Internal, secure, locking mechanism for chests and cabinets.
- Heavy duty, full length drawer pulls.
- Welded side handles, top chest.
- Double lid support brackets.
- Metal gauge top chest: Case and lid – 18 gauge; Drawers – 20 gauge.

	Width in(cm)	Depth in(cm)	Height in(cm)
Overall	26" (66,0)	17-7/8" (45,4)	20-1/2" (52,1)
1 Drawer	23" (58,4)	16" (40,6)	4-1/4" (10,8)
2 Drawers	23" (58,4)	16" (40,6)	2" (5,1)
6 Drawers	7" (17,8)	16" (40,6)	2" (5,1)
1 Drawer	7" (17,8)	16" (40,6)	6-7/16" (16,4)

Storage Capacity: 6571 in³ (107633 cm³)





Three Drawer Intermediate Chest WT805

26-1/2" W (67,3 cm) 12" H (30,5 cm)
12-1/2" D (31,8 cm) 38 lbs. (17,3 kg)

- Internal, secure, locking mechanism for chests and cabinets.
- Heavy duty, full length drawer pulls.
- Welded side handles, top chest.
- Double lid support brackets.

WT805 (Red)

	Width in (cm)	Depth in (cm)	Height in (cm)	Weight
Overall	26-1/2" (67,3)	12-1/2" (31,8)	12" (30,5)	38 lb. (17,3 kg)
2 Drawers	23" (58,4)	10-1/2" (26,7)	2" (5,1)	
1 Drawer	23" (58,4)	10-1/2" (26,7)	4-1/4" (10,8)	

Storage Capacity: 11938 in³ (31744 cm³)



Eleven Drawer Roller Cabinet WT896

27" W (68,6 cm) 42-3/8" H (107,6 cm)
18-3/4" D (47,6 cm) 151 lbs. (68,6 kg)

- Internal, secure, locking mechanism for chests and cabinets.
- Heavy duty, full length drawer pulls.
- Welded side handles, top chest.
- Double lid support brackets.
- Metal gauge roller cabinets: Bottom – 16 gauge; Sides, inside sides and top – 18 gauge; Drawers – 20 gauge.

	Width in (cm)	Depth in (cm)	Height in (cm)	Weight	Wheels in (cm)
Overall	27" (68,6)	18-3/4" (47,6)	42-3/8" (107,6)	151 lb. (68,6 kg)	5" (12,5) x 2" (5)
4 Drawers	11" (27,9)	16" (40,6)	2" (5,1)		frame 12 ga.
4 Drawers	23" (58,4)	16" (40,6)	2" (5,1)		2 swivels, 2 rigids
2 Drawers	23" (58,4)	16" (40,6)	4-1/4" (10,8)		
1 Drawer	23" (58,4)	16" (40,6)	8-1/2" (21,6)		

Storage Capacity: 9595 in³ (157166 cm³)



Six Drawer Top Chest WT803

26" W (66,0 cm) 12" D (30,5 cm)
14-1/2" H (36,8 cm) 55 lbs. (25 kg)

- Internal, secure, locking mechanism for chests and cabinets.
- Heavy duty, full length drawer pulls.
- Welded side handles, top chest.
- Double lid support brackets.
- Metal gauge top chest: Case and lid – 18 gauge; Drawers – 20 gauge.

	Width in (cm)	Depth in (cm)	Height in (cm)	Weight
Overall	26" (66,0)	12" (30,5)	14-1/2" (36,8)	55 lb. (25 kg)
3 Drawers	7" (17,8)	10-1/2" (26,7)	2" (5,1)	
2 Drawers	23" (58,4)	10-1/2" (27,6)	2" (5,1)	
1 Drawer	23" (58,4)	10-1/2" (27,6)	2-1/2" (6,4)	

Storage Capacity: 3073 in³ (50336 cm³)



Three Drawer Roller Cabinet with Compartment WT899

27" W (68,6 cm) 35-5/8" D (90,5 cm)
18-3/4" H (47,6 cm) 90 lbs. (41 kg)

- Internal, secure, locking mechanism for chests and cabinets.
- Heavy duty, full length drawer pulls.
- Welded side handles, top chest.
- Double lid support brackets.
- Metal gauge roller cabinets: Bottom – 16 gauge; Sides, inside sides and top – 18 gauge; Drawers – 20 gauge.

	Width in (cm)	Depth in (cm)	Height in (cm)	Weight	Wheels in (cm)
Overall	27" (68,6)	18-3/4" (47,6)	35-5/8" (90,5)	90 lb. (41 kg)	5" (12,7) x 1-1/4"
1 Drawer	23" (58,4)	16" (40,6)	2" (5,1)		(3,1) frame 12 ga.
1 Drawer	23" (58,4)	16" (40,6)	4-1/4" (10,8)		2 swivels, 2 rigids
1 Drawer	23" (58,4)	16" (40,6)	6-7/16" (16,4)		

Storage Capacity: 10472 in³ (171548 cm³)





Side Cabinet Locker (with Roller Bearing Slides) WT834

17-3/4" W (45,1) 18-3/4" D (47,6)
56-15/16" H (144,6) 105 lbs. (47,7 kg)

• All drawers have smooth roller bearing slides.

WT844 (Red) • WT844B (Black) • WT844BL (Blue)

	Width in(cm)	Depth in(cm)	Height in(cm)
Overall	17-3/4" (45,1)	18-3/4" (47,6)	56-15/16" (144,6)
Drawers	11" (27,9)	16" (40,6)	6-7/16" (16,4)

Storage Capacity: 12258 in³ (199924 cm³)





**21" Three Drawer Chest
WT523**

21" W (53,3 cm) 8-3/4" D (22,2 cm)
12" H (30,5 cm) 23 lbs. (10 kg)

	Width in (cm)	Depth in (cm)	Height in (cm)	Weight
Overall	21" (53,3)	8-3/4" (22,2)	12" (30,5)	23 lb. (10 kg)
2 Drawers	20" (50,8)	8" (20,3)	2" (5,1)	
1 Drawer	20" (50,8)	8" (20,3)	2-1/2" (6,4)	

Storage Capacity: 1606 in³ (26306 cm³)



**21" Two Drawer Chest
WT524**

21" W (53,3 cm) 8-3/4" D (22,2 cm)
9" H (22,8 cm) 16 lbs. (7,3 kg)

	Width in (cm)	Depth in (cm)	Height in (cm)	Weight
Overall	21" (53,3)	8-3/4" (22,2)	9" (22,9)	16 lb. (7,3 kg)
2 Drawers	20" (50,8)	8" (20,3)	2" (5,1)	

Storage Capacity: 1228 in³ (20115 cm³)





21" Heavy-Duty Mechanic's Box with Tray WT520

21" W (53,3 cm) 8-3/4" D (22,2 cm)
9" H (22,9 cm) 10.8 lbs. (4,9 kg)

	Width in (cm)	Depth in (cm)	Height in (cm)	Weight
Overall	21" (53,3)	8-3/4" (22,2)	9" (22,9)	10.8 lb. (4,9 kg)
1 Tray	20-5/8" (52,3)	8-1/4" (20,9)	2" (5,1)	

Storage Capacity: 1613 in³ (26421 cm³)



19" Tool Box with Tray WT528

19" W (48,3 cm) 6" D (15,2 cm)
6-1/2" H (16,5 cm) 5.4 lbs. (2,45 kg)

	Width in (cm)	Depth in (cm)	Height in (cm)	Weight
Overall	19" (48,3)	6" (15,2)	6-1/2" (16,5)	5.4 lb. (2,45 kg)
1 Tray	18-1/2" (47)	5-1/2" (13,9)	2" (5,1)	

Storage Capacity: 741 in³ (12138 cm³)





**Five Drawer Road Warrior Chest
WT916B (Black)**

26" W (66,0) 17-7/8" D (45,4)
22" H (55,8) 124 lbs. (56,3 kg)

- Heavy-gauge metal prevents buckling and cracking.
- Drop-front cover has neoprene seal to make the unit water-tight and dust-tight.
- Welded side handles allow easy movement.
- Powder-coat black paint provides long-lasting durability in outdoor environments.
- Full-length drawer holds long tools used on heavy-duty equipment.
- Shielded hinges prevent rusting.
- Cushion bars attached to tool chest bottom provide protection; keep box off the floor in wet conditions.
- Heavy-duty slides assure easy, long-term drawer movement.

	Width in(cm)	Depth in(cm)	Height in(cm)
Overall	26" (66,0)	17-7/8" (45,4)	22" (55,8)
2 Drawers	23" (58,4)	16" (40,6)	4-1/4" (10,8)
3 Drawers	23" (58,4)	16" (40,6)	2" (5,1)

Storage Capacity: 6749 in³ (110088 cm³)



**Five Drawer Road Warrior Chest
WT933B (Black)**

34" W (86,4) 17-7/8" D (45,4)
22" H (55,8) 190 lbs. (86,3 kg)

- Heavy-gauge metal prevents buckling and cracking.
- Drop-front cover has neoprene seal to make the unit water-tight and dust-tight.
- Welded side handles allow easy movement.
- Powder-coat black paint provides long-lasting durability in outdoor environments.
- Full-length drawer holds long tools used on heavy-duty equipment.
- Shielded hinges prevent rusting.
- Cushion bars attached to tool chest bottom provide protection; keep box off the floor in wet conditions.
- Heavy-duty slides assure easy, long-term drawer movement.

	Width in(cm)	Depth in(cm)	Height in(cm)
Overall	34" (86,4)	17-7/8" (45,4)	22" (55,8)
2 Drawers	31" (78,7)	16" (40,6)	4-1/4" (10,8)
3 Drawers	31" (78,7)	16" (40,6)	2" (5,1)

Storage Capacity: 9028 in³ (147262 cm³)





Replacement Lock & Key Sets

For replacement locks and keys, please contact customer service at 800-321-2902.

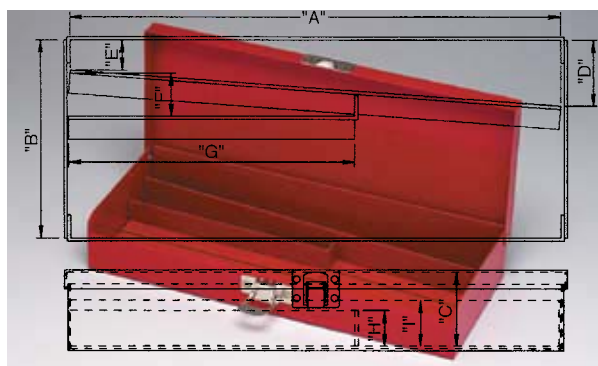




Box No.	A	B	C	D	E	F	G	H	Required Catch
11	10-3/4"	4-1/2"	1-1/8"	—	—	—	—	—	Chrome Catch
13	13"	5-1/4"	1-1/4"	—	—	—	—	—	Chrome Catch
22	13-1/2"	4-1/4"	2-9/16"	2-13/32"	2-1/8"	13"	2"	—	Chrome Catch
23	11-3/4"	4"	3-5/8"	—	—	—	—	—	Chrome Catch
45**	18-1/4"	5-1/4"	2-1/4"	—	—	—	—	—	Chrome Catch
W316	16-1/4"	3-1/2"	1-1/2"	1-1/16"	21/32"	10-5/8"	5/8"	8-3/32"	Chrome Catch
90	6-3/4"	3-3/4"	1-1/2"	13/16"	1/2"	6-3/4"	7/8"	N/A	Chrome Catch
W408	8"	3-3/4"	1-1/2"	1-1/4"	5/8"	7-15/16"	5/8"	N/A	Chrome Catch
W416	16"	3-3/4"	1-1/2"	1-1/4"	5/8"	9-7/8"	5/8"	7-15/16"	Chrome Catch
W417	17-3/4"	3-3/4"	2"	1-25/32"	13/16"	17-11/16"	1"	—	Chrome Catch
96A*	25-1/2"	5-1/4"	3"	2-3/8"	1-3/8"	24-1/2"	1-7/16"	—	Hasp-Staple Combination Latch
97	4-29/32"	2-5/16"	15/16"	—	—	—	—	—	Chrome Catch
98	20"	4"	1-1/2"	1-13/32"	21/32"	11-11/16"	5/8"	11-3/4"	Chrome Catch

*NOTE: 96A box is the only one with a 1/2" dimension and handles at each end.

**NOTE: Box accommodates speeders.



Box No.	A	B	C	D	E	F	G	H	I	Required Catch
W409	8-11/16"	3-3/4"	1-1/2"	31/32"	21/32"	1-1/16"	2-1/16"	5/8"	5/8"	Chrome Catch
88	9-1/2"	3-3/4"	1-1/2"	1-1/4"	9/16"	13/16"	5-1/2"	11/16"	7/8"	Chrome Catch
W411	10-5/8"	3-3/4"	2"	1-7/16"	13/16"	1-3/4"	4-11/16"	1"	1"	Chrome Catch
W418	18-3/8"	3-3/4"	2"	1-13/16"	7/8"	15/16"	3-13/32"	1"	1"	Chrome Catch



Box No.	A	B	C	D
89	14-7/8"	5-3/4"	3-3/8"	2"

Chrome catch in center of box. Handle in middle of hip roof top.



Box No.	A	B	C	D	E	F	G	H	Required Catch
237	26-1/4"	25-1/4"	1-11/16"	3"	2-9/16"	8-3/16"	3-3/8"	2"	Two Hasp-Staple Combination Latches

Note: Handle at each end.



Box No.	A	B	C	D	E	F	G	H	I	J	K	L	Required Catch
299	31"	30"	3-1/2"	2-11/16"	2-11/16"	2-1/4"	4-1/2"	3-9/16"	11-1/2"	2-1/8"	4-3/8"	10"	Two Hasp-Staple Combination Latches

Note: Handle at each end.





Clip Rails

SAE Red		Metric Blue	
Part No.	Size	Part No.	Size
W008	8"	W108	8"
W010	10"	W110	10"
W013	13"	W113	13"

Clips

Part No.	Size
W2	1/4"
W3	3/8"
W4	1/2"

NOTE: Clips can be used on any length rail.


Denim Tool Rolls

Denim Tool Roll No.	A Width	B Height	No. of Pockets
707-ROLL	13"	13-3/4"	7
711-ROLL	22-5/8"	17-3/4"	11
714-ROLL	30-3/4"	22-1/4"	14
715-ROLL	28-1/2"	22-1/4"	15
732-ROLL	35"	23"	18
733-ROLL	33-1/2"	19"	14
735-ROLL	11-1/8"	13-1/2"	5
736-ROLL	13-1/2"	16"	6
737-ROLL	16-3/4"	21-1/8"	7
738-ROLL	18-7/16"	21"	8
739-ROLL	21-1/4"	19-1/4"	10
740-ROLL	11-5/8"	13"	6
741-ROLL	20-7/8"	16"	10
742-ROLL	15"	10-3/4"	7
743-ROLL	7-3/8"	12-1/2"	3
744-ROLL	10-3/8"	12"	5
745-ROLL	20-1/2"	10"	9
746-ROLL	12-1/8"	20"	5
751-ROLL	18"	14-3/8"	10
752-ROLL	24"	15-3/4"	15
758-ROLL	35-1/4"	16-3/4"	18
9560-ROLL	8-1/4"	10"	5

Denim Tool Pouches

Denim back with vinyl front.

Denim Pouch No.	A Width	B Height	Used for Sets
A707-Pouch	5"	13-7/8"	A705, A707, A750 & A751
A711-Pouch	7-1/4"	17-1/4"	A711, A752, A758, 9214, 9218 9462, 9463, 9475, 9476 & 9477
A714-Pouch	9-5/16"	21-1/2"	A714, A715 & 9464
A724-Pouch	7-1/4"	14"	723, 724, 754, 9210, 9212 & 9216





Straight Style



Angle Style

Straight Style Wrench Racks

Part No.	Description	Color
S1507RACK	7 Pieces	Red
S1510RACK	10 Pieces	Black
S1512RACK	11 Pieces	Red

Angle Style Wrench Racks

Part No.	Description	Color
S1198RACK	7 Pieces	Red
S1202RACK	11 Pieces	Red
S1203RACK	15 Pieces	Red





Think Safety!

Always wear safety goggles to protect your eyes.

Safety depends on the purchase of quality tools, proper care and use of the tools, and replacement of worn out tools. Wright tools are designed and forged to be as strong as their size permits and to out-wear other brands.

Always use the right size and type of tool for the job being done. Wright Tool Company cannot be responsible for injury or damage caused by tools improperly used, or from tools which have been abused or badly worn.

1. Never use cheater bars or hammers.
2. Inspect and discard bent, worn, or cracked tools.
3. Use the correct drive size; choose the largest possible drive size. It is stronger and safer.
4. Use the correct size socket; do not use metric sockets on inch fasteners or vice versa, because the fit is not good enough.
5. Place the socket all the way on the fastener.
6. Always be prepared and braced for something coming loose. If possible, PULL on a wrench handle and adjust your stance to prevent a fall if sudden release occurs.
7. If it appears that there is no safe way to do a job, find another way! Don't risk an accident.
8. Use only impact sockets on impact guns. Never use chrome sockets on impact guns.
9. Take special care in selecting and using wrenches on high strength fasteners—grade 5 and 8, 12 pt. nuts and bolts, and many other aerospace fasteners; they require unusually high torques for their size.
10. The safest wrench is a box or socket type because they are stronger and less likely to slip off the fastener. Open end, flare nut and adjustable wrenches are not as strong as the corresponding sizes of box and socket wrenches. Open end, flare nut, and adjustable wrenches are not intended for heavy loads such as breaking loose frozen fasteners, or final tightening.
11. Always be sure to fully seat an open end wrench on the nut or bolt.
12. Tightly adjust to the nut the adjustable wrenches and pull so force is on the fixed jaw side.
13. Avoid overtightening. A torque wrench will permit tightening to the exact torque required for best performance and safety.
14. Wrenches should not be ground to change their shape.
15. Ordinary plastic dipped handles are designed for comfort NOT electrical insulation. Never depend on an insulated tool to protect you from electricity.
16. Never expose any wrench to excessive heat, which may change the hardness and metal structure, and ruin the tool.
17. Reversible ratchets are among the strongest hand tools in their respective drive sizes. They are designed to interchange with a full range of sockets and accessories in their drive size. It is possible for a lower torque rated socket, or accessory, to be used. Exercise care so as not to overload the weakest component.
18. Use the right type and size screwdriver blade for the screw. Too loose, or too tight a blade may slip, causing serious injury. Screwdriver blades should never be used as punches, chisels, scrapers, or pry bars. Worn blades may cause serious bodily injury.
19. "Mushroomed" heads of punches and chisels may chip and cause injury.
20. Always keep hammer heads tightened on the handle. Do not strike one hammer with another hammer.

Eight Safety Tips for Impact Sockets

1. Wear safety goggles.
2. Never use a nail or homemade pin for holding a socket in place.
3. Never exceed a gun pressure rating of 90 psi.
4. Don't dwell longer than necessary to get torque.
5. Put the socket on the fastener before starting the impact gun.
6. Do not hold impact sockets, universal joints, or extensions while impact tool is running. Serious hand and wrist injury can occur.
7. Use adapters only for special applications-not for general use.
8. Mind the joints between the gun and fasteners for less loss of torque and less wear.

Wrenches



Wright wrenches feel as good as they look. And they have a reserve of strength for tough jobs. They feature the patented Wright Drive™ and Wright Grip™, which provides more torque with less fastener damage, distributing stress evenly over a larger contact area and away from the fastener corners.

They're ideal for applications ranging from standard nuts and bolts to aerospace fasteners. We also offer striking wrenches for extra-heavy-duty use.

! C a u t i o n !

- Always wear safety goggles when working with tools.
- Do not use extensions or pipes to increase ratchet leverage.
- Do not tilt an open-end wrench. The nut must be fully seated.



Wrenches

WRIGHTGrip

**7 Pieces – Combination
Set No. 705**

12 Pt. Combination Wrenches

Part No.	Description	Part No.	Description
1108	1/4"	1116	1/2"
1110	5/16"	1118	9/16"
1112	3/8"	1120	5/8"
1114	7/16"	707-Roll	Denim Tool Roll



WRIGHTGrip

**7 Pieces – Combination
Set No. 707**

12 Pt. Combination Wrenches

Part No.	Description	Part No.	Description
1112	3/8"	1120	5/8"
1114	7/16"	1122	11/16"
1116	1/2"	1124	3/4"
1118	9/16"	707-Roll	Denim Tool Roll



WRIGHTGrip

**11 Pieces – Combination
Set No. 711**

12 Pt. Combination Wrenches

Part No.	Description	Part No.	Description
1112	3/8"	1124	3/4"
1114	7/16"	1126	13/16"
1116	1/2"	1128	7/8"
1118	9/16"	1130	15/16"
1120	5/8"	1132	1"
1122	11/16"	711-ROLL	Denim Tool Roll





WRIGHTGrip

**14 Pieces – Combination
Set No. 714**

12 Pt. Combination Wrenches

Part No.	Description	Part No.	Description
1112	3/8"	1128	7/8"
1114	7/16"	1130	15/16"
1116	1/2"	1132	1"
1118	9/16"	1134	1-1/16"
1120	5/8"	1136	1-1/8"
1122	11/16"	1140	1-1/4"
1124	3/4"	714-Roll	Denim Tool Roll
1126	13/16"		



WRIGHTGrip

**15 Pieces – Combination
Set No. 715**

12 Pt. Combination Wrenches

Part No.	Description	Part No.	Description
1110	5/16"	1126	13/16"
1112	3/8"	1128	7/8"
1114	7/16"	1130	15/16"
1116	1/2"	1132	1"
1118	9/16"	1134	1-1/16"
1120	5/8"	1136	1-1/8"
1122	11/16"	1140	1-1/4"
1124	3/4"	715-Roll	Denim Tool Roll



Wrenches



WRIGHTGrip

26 Pieces – Combination Set No. 726

12 Pt. Combination Wrenches

Part No.	Description	Part No.	Description
1108	1/4"	1136	1-1/8"
1110	5/16"	1140	1-1/4"
1112	3/8"	1142	1-5/16"
1114	7/16"	1144	1-3/8"
1116	1/2"	1146	1-7/16"
1118	9/16"	1148	1-1/2"
1120	5/8"	1152	1-5/8"
1122	11/16"	1154	1-11/16"
1124	3/4"	1156	1-3/4"
1126	13/16"	1158	1-13/16"
1128	7/8"	1160	1-7/8"
1130	15/16"	1164	2"
1132	1"	Cardboard Box	
1134	1-1/16"		



16 Pieces – Combination Set No. 730

12 Pt. Combination Wrenches

Part No.	Description	Part No.	Description
1142	1-5/16"	1164	2"
1144	1-3/8"	1166	2-1/16"
1146	1-7/16"	1168	2-1/8"
1148	1-1/2"	1170	2-3/16"
1152	1-5/8"	1172	2-1/4"
1154	1-11/16"	1176	2-3/8"
1156	1-3/4"	1180	2-1/2"
1158	1-13/16"	Cardboard Box	
1160	1-7/8"		



Wrenches



11 Pieces – Combination Set No. 750

12 Pt. Metric Combination Wrenches

Part No. Description

11-07mm	7mm	11-13mm	13mm
11-08mm	8mm	11-14mm	14mm
11-09mm	9mm	11-15mm	15mm
11-10mm	10mm	11-17mm	17mm
11-11mm	11mm	11-19mm	19mm
11-12mm	12mm	711-Roll	Denim Tool Roll



10 Pieces – Combination Set No. 751

12 Pt. Metric Combination Wrenches

Part No. Description Part No. Description

11-10mm	10mm	11-16mm	16mm
11-11mm	11mm	11-17mm	17mm
11-12mm	12mm	11-18mm	18mm
11-13mm	13mm	11-19mm	19mm
11-14mm	14mm	751-Roll	Denim Tool Roll
11-15mm	15mm		



Wrenches



**15 Pieces – Combination
Set No. 752**

12 Pt. Metric Combination Wrenches

Part No.	Description	Part No.	Description
11-07mm	7mm	11-15mm	15mm
11-08mm	8mm	11-16mm	16mm
11-09mm	9mm	11-17mm	17mm
11-10mm	10mm	11-18mm	18mm
11-11mm	11mm	11-19mm	19mm
11-12mm	12mm	11-21mm	21mm
11-13mm	13mm	11-22mm	22mm
11-14mm	14mm	752-Roll	Denim Tool Roll



**18 Pieces – Combination
Set No. 758**

12 Pt. Metric Combination Wrenches

Part No.	Description	Part No.	Description
11-07mm	7mm	11-17mm	17mm
11-08mm	8mm	11-18mm	18mm
11-09mm	9mm	11-19mm	19mm
11-10mm	10mm	11-20mm	20mm
11-11mm	11mm	11-21mm	21mm
11-12mm	12mm	11-22mm	22mm
11-13mm	13mm	11-23mm	23mm
11-14mm	14mm	11-24mm	24mm
11-15mm	15mm	758-Roll	Denim Tool Roll
11-16mm	16mm		



Wrenches



28 Pieces – Combination Set No. 760

12 Pt. Metric Combination Wrenches

Part No.	Description	Part No.	Description
11-06mm	6mm	11-21mm	21mm
11-07mm	7mm	11-22mm	22mm
11-08mm	8mm	11-23mm	23mm
11-09mm	9mm	11-24mm	24mm
11-10mm	10mm	11-25mm	25mm
11-11mm	11mm	11-26mm	26mm
11-12mm	12mm	11-27mm	27mm
11-13mm	13mm	11-30mm	30mm
11-14mm	14mm	11-32mm	32mm
11-15mm	15mm	11-36mm	36mm
11-16mm	16mm	11-41mm	41mm
11-17mm	17mm	11-46mm	46mm
11-18mm	18mm	11-50mm	50mm
11-19mm	19mm	Cardboard Box	
11-20mm	20mm		



WRIGHTGrip

7 Pieces – Combination Wrench Set No. 720

Black 12 Pt. Combination Wrenches

Part No.	Description	Part No.	Description
31112	3/8"	31120	5/8"
31114	7/16"	31122	11/16"
31116	1/2"	31124	3/4"
31118	9/16"	707-Roll	Denim Tool Roll



WRIGHTGrip

14 Pieces – Combination Wrench Set No. 721

Black 12 Pt. Combination Wrenches

Part No.	Description	Part No.	Description
31112	3/8"	31128	7/8"
31114	7/16"	31130	15/16"
31116	1/2"	31132	1"
31118	9/16"	31134	1-1/16"
31120	5/8"	31136	1-1/8"
31122	11/16"	31140	1-1/4"
31124	3/4"	714-Roll	Denim Tool Roll
31126	13/16"		



Wrenches



Wrenches

WRIGHTGrip

7 Pieces – Full Polish Combination Set No. 905

12 Pt. Full Polish Combination Wrenches

Part No.	Description	Part No.	Description
1208	1/4"	1216	1/2"
1210	5/16"	1218	9/16"
1212	3/8"	1220	5/8"
1214	7/16"	707-Roll	Denim Tool Roll



WRIGHTGrip

7 Pieces – Full Polish Combination Set No. 907

12 Pt. Full Polish Combination Wrenches

Part No.	Description	Part No.	Description
1212	3/8"	1220	5/8"
1214	7/16"	1222	11/16"
1216	1/2"	1224	3/4"
1218	9/16"	707-Roll	Denim Tool Roll



WRIGHTGrip

11 Pieces – Full Polish Combination Set No. 911

12 Pt. Full Polish Combination Wrenches

Part No.	Description	Part No.	Description
1212	3/8"	1224	3/4"
1214	7/16"	1226	13/16"
1216	1/2"	1228	7/8"
1218	9/16"	1230	15/16"
1220	5/8"	1232	1"
1222	11/16"	711-Roll	Denim Tool Roll





WRIGHTGrip

14 Pieces – Full Polish Combination Set No. 914

12 Pt. Full Polish Combination Wrenches

Part No.	Description	Part No.	Description
1212	3/8"	1228	7/8"
1214	7/16"	1230	15/16"
1216	1/2"	1232	1"
1218	9/16"	1234	1-1/16"
1220	5/8"	1236	1-1/8"
1222	11/16"	1240	1-1/4"
1224	3/4"	714-Roll	Denim Tool Roll
1226	13/16"		



WRIGHTGrip

15 Pieces – Full Polish Combination Set No. 915

12 Pt. Full Polish Combination Wrenches

Part No.	Description	Part No.	Description
1210	5/16"	1226	13/16"
1212	3/8"	1228	7/8"
1214	7/16"	1230	15/16"
1216	1/2"	1232	1"
1218	9/16"	1234	1-1/16"
1220	5/8"	1236	1-1/8"
1222	11/16"	1240	1-1/4"
1224	3/4"	715-Roll	Denim Tool Roll



11 Pieces – Full Polish Combination Set No. 950

12 Pt. Metric Full Polish Combination Wrenches

Part No.	Description	Part No.	Description
12-07mm	7mm	12-13mm	13mm
12-08mm	8mm	12-14mm	14mm
12-09mm	9mm	12-15mm	15mm
12-10mm	10mm	12-17mm	17mm
12-11mm	11mm	12-19mm	19mm
12-12mm	12mm	711-Roll	Denim Tool Roll



Wrenches



Wrenches

15 Pieces – Full Polish Combination Set No. 952

12 Pt. Metric Full Polish Combination Wrenches

Part No.	Description	Part No.	Description
12-07mm	7mm	12-15mm	15mm
12-08mm	8mm	12-16mm	16mm
12-09mm	9mm	12-17mm	17mm
12-10mm	10mm	12-18mm	18mm
12-11mm	11mm	12-19mm	19mm
12-12mm	12mm	12-21mm	21mm
12-13mm	13mm	12-22mm	22mm
12-14mm	14mm	752-Roll	Denim Tool Roll



18 Pieces – Full Polish Combination Set No. 958

12 Pt. Metric Full Polish Combination Wrenches

Part No.	Description	Part No.	Description
12-07mm	7mm	12-17mm	17mm
12-08mm	8mm	12-18mm	18mm
12-09mm	9mm	12-19mm	19mm
12-10mm	10mm	12-20mm	20mm
12-11mm	11mm	12-21mm	21mm
12-12mm	12mm	12-22mm	22mm
12-13mm	13mm	12-23mm	23mm
12-14mm	14mm	12-24mm	24mm
12-15mm	15mm	758-Roll	Denim Tool Roll
12-16mm	16mm		



5 Pieces – Full Polish Open-End Set No. 735

Open-End Wrenches

Part No.	Description	Part No.	Description
1314	3/8" x 7/16"	1325	11/16" x 3/4"
1318	1/2" x 9/16"	1329	13/16" x 7/8"
1320	9/16" x 5/8"	735-Roll	Denim Tool Roll





6 Pieces – Full Polish Open-End Set No. 736

Open-End Wrenches

Part No.	Description	Part No.	Description
1310	1/4" x 5/16"	1326	3/4" x 13/16"
1314	3/8" x 7/16"	1330	7/8" x 15/16"
1318	1/2" x 9/16"	736-Roll	Denim Tool Roll
1322	5/8" x 11/16"		



8 Pieces – Full Polish Open-End Set No. 738

Open-End Wrenches

Part No.	Description	Part No.	Description
1310	1/4" x 5/16"	1330	7/8" x 15/16"
1314	3/8" x 7/16"	1332	15/16" x 1"
1318	1/2" x 9/16"	1340	1-1/8" x 1-1/4"
1322	5/8" x 11/16"	738-Roll	Denim Tool Roll
1326	3/4" x 13/16"		



10 Pieces – Full Polish Open-End Set No. 739

Open-End Wrenches

Part No.	Description	Part No.	Description
1310	1/4" x 5/16"	1325	11/16" x 3/4"
1312	5/16" x 3/8"	1329	13/16" x 7/8"
1316	7/16" x 1/2"	1332	15/16" x 1"
1318	1/2" x 9/16"	1336	1-1/16" x 1-1/8"
1320	9/16" x 5/8"	739-Roll	Denim Tool Roll
1324	5/8" x 3/4"		





**6 Pieces – Full Polish Open-End
Set No. 740**

Metric Open-End Wrenches

Part No.	Description	Part No.	Description
13-0809mm	8 x 9mm	13-1617mm	16 x 17mm
13-1011mm	10 x 11mm	13-1819mm	18 x 19mm
13-1213mm	12 x 13mm	740-Roll	Denim Tool Roll
13-1415mm	14 x 15mm		



**10 Pieces – Full Polish Open-End
Set No. 741**

Metric Open-End Wrenches

Part No.	Description	Part No.	Description
13-0607mm	6 x 7mm	13-1819mm	18 x 19mm
13-0809mm	8 x 9mm	13-2022mm	20 x 22mm
13-1011mm	10 x 11mm	13-2123mm	21 x 23mm
13-1213mm	12 x 13mm	13-2426mm	24 x 26mm
13-1415mm	14 x 15mm	741-Roll	Denim Tool Roll
13-1617mm	16 x 17mm		



**18 Pieces – 15° & 60° Angle Wrench
Set No. 732**

15° & 60° Angle Wrench Set

Part No.	Description	Part No.	Description
1361	11/32" x 11/32"	1380	15/16" x 15/16"
1362	3/8" x 3/8"	1382	1" x 1"
1364	7/16" x 7/16"	1383	1-1/16" x 1-1/16"
1366	1/2" x 1/2"	1384	1-1/8" x 1-1/8"
1368	9/16" x 9/16"	1386	1-1/4" x 1-1/4"
1370	5/8" x 5/8"	1388	1-3/8" x 1-3/8"
1372	11/16" x 11/16"	1389	1-7/16" x 1-7/16"
1374	3/4" x 3/4"	1390	1-1/2" x 1-1/2"
1376	13/16" x 13/16"	732-Roll	Denim Tool Roll
1378	7/8" x 7/8"		



Wrenches



14 Pieces – 15° & 60° Angle Wrench Set No. 733

15° & 60° Angle Wrench Set

Part No.	Description	Part No.	Description
1362	3/8" x 3/8"	1378	7/8" x 7/8"
1364	7/16" x 7/16"	1380	15/16" x 15/16"
1366	1/2" x 1/2"	1382	1" x 1"
1368	9/16" x 9/16"	1383	1-1/16" x 1-1/16"
1370	5/8" x 5/8"	1384	1-1/8" x 1-1/8"
1372	11/16" x 11/16"	1386	1-1/4" x 1-1/4"
1374	3/4" x 3/4"	733-Roll	Denim Tool Roll
1376	13/16" x 13/16"		



7 Pieces – 15° & 60° Angle Wrench Set No. 734

15° & 60° Angle Wrench Set

Part No.	Description
1362	3/8" x 3/8"
1364	7/16" x 7/16"
1366	1/2" x 1/2"
1368	9/16" x 9/16"
1370	5/8" x 5/8"
1372	11/16" x 11/16"
1374	3/4" x 3/4"
707-Roll	Denim Tool Roll



10 Pieces – Combination Set No. 787

Miniature Combination Wrench Set

Part No.	Description
Set No. 787	5/32" 1/4"
	3/16" 9/32"
	13/64" 5/16"
	7/32" 3/8"
	15/64" 7/16"

Supplied in Plastic Pouch

Sold in sets only. No individual wrenches available.



Wrenches



10 Pieces – Metric Miniature Combination Wrench Set No. 788

Metric Miniature Combination Wrench Set

Part No. Description

Set No. 788	6 Pt. Midget Combo Wrench 4mm
	6 Pt. Midget Combo Wrench 4.5mm
	12 Pt. Midget Combo Wrench 5mm
	12 Pt. Midget Combo Wrench 5.5mm
	12 Pt. Midget Combo Wrench 6mm
	12 Pt. Midget Combo Wrench 7mm
	12 Pt. Midget Combo Wrench 8mm
	12 Pt. Midget Combo Wrench 9mm
	12 Pt. Midget Combo Wrench 10mm
	12 Pt. Midget Combo Wrench 11mm

Supplied in Plastic Pouch
Sold in sets only. No individual wrenches available.



7 Pieces – Metric Miniature Open-End Wrench Set No. 799

Metric Miniature Open-End Wrench Set

Part No. Description

Set No. 799	Midget Open-End Wrench 5.5mm
	Midget Open-End Wrench 6mm
	Midget Open-End Wrench 7mm
	Midget Open-End Wrench 8mm
	Midget Open-End Wrench 9mm
	Midget Open-End Wrench 10mm
	Midget Open-End Wrench 11mm

Supplied in Plastic Pouch
Sold in sets only. No individual wrenches available.



8 Pieces – Miniature Open-End Wrench Set No. 798

Miniature Open-End Wrench Set

Part No. Description

Set No. 798	Miniature Open-End Wrench Set	
	7/32" x 7/32"	5/16" x 5/16"
	15/64" x 15/64"	11/32" x 11/32"
	1/4" x 1/4"	3/8" x 3/8"
	9/32" x 9/32"	7/16" x 7/16"

Supplied in Plastic Pouch
Sold in sets only. No individual wrenches available.



Wrenches



3 Pieces – 6 Pt. Flare Nut Set No. 743

Flare Nut Wrenches

Part No.	Description	Part No.	Description
1614	3/8" x 7/16"	1622	5/8" x 11/16"
1618	1/2" x 9/16"	743-Roll	Denim Tool Roll



5 Pieces – 6 Pt. Flare Nut Set No. 744

Metric Flare Nut Wrenches

Part No.	Description	Part No.	Description
16-11mm	9mm x 11mm	16-17mm	15mm x 17mm
16-12mm	10mm x 12mm	16-21mm	19mm x 21mm
16-14mm	13mm x 14mm	744-Roll	Denim Tool Roll



7 Pieces – Combination Open-End & 6 Pt. Flare Nut Wrenches Set No. 742

Open-End Flare Nut Wrenches

Part No.	Description	Part No.	Description
1040	3/8"	1048	5/8"
1042	7/16"	1050	11/16"
1044	1/2"	1052	3/4"
1046	9/16"	742-Roll	Denim Tool Roll



Wrenches



9 Pieces – Service Wrench Set No. 745

Service Wrenches – 30° Angle, Satin Finish

Part No.	Description	Part No.	Description
1424	3/4"	1434	1-1/16"
1426	13/16"	1436	1-1/8"
1428	7/8"	1438	1-3/16"
1430	15/16"	1440	1-1/4"
1432	1"	745-Roll	Denim Tool Roll



5 Pieces – Satin Finish Box Wrench Set No. 747

12 Pt. Box Wrenches – Modified Offset

Part No.	Description	Part No.	Description
51012	5/16" x 3/8"	52224	11/16" x 3/4"
51416	7/16" x 1/2"	52628	13/16" x 7/8"
51820	9/16" x 5/8"	747-Roll	Denim Tool Roll



7 Pieces – Satin Finish Box Wrench Set No. 749

12 Pt. Box Wrenches – Modified Offset

Part No.	Description	Part No.	Description
51012	5/16" x 3/8"	52628	13/16" x 7/8"
51416	7/16" x 1/2"	53032	15/16" x 1"
51820	9/16" x 5/8"	53436	1-1/16" x 1-1/8"
52224	11/16" x 3/4"	737-Roll	Denim Tool Roll



Wrenches



**5 Pieces – 12 Pt. Ratcheting Box Wrench - Offset Pattern
Set No. 9429**

Ratcheting Box Wrenches

Part No.	Description	Part No.	Description
9424	1/4" x 5/16"	9427	5/8" x 11/16"
9425	3/8" x 7/16"	9428	3/4" x 7/8"
9426	1/2" x 9/16"	735-Roll	Denim Tool Roll



**5 Pieces – 12 Pt. Ratcheting Box Wrench - Straight Pattern
Set No. 9430**

Metric Ratcheting Box Wrenches

Part No.	Description	Part No.	Description
9416	7 x 8 mm	9421	15 x 17 mm
9417	9 x 10 mm	735-Roll	Denim Tool Roll
9418	11 x 12 mm		
9419	13 x 14 mm		



**5 Pieces – 12 Pt. Ratcheting Box Wrench - Straight Pattern
Set No. 9439**

Ratcheting Box Wrenches

Part No.	Description	Part No.	Description
9381	1/4" x 5/16"	9386	3/4" x 7/8"
9382	3/8" x 7/16"	735-Roll	Denim Tool Roll
9383	1/2" x 9/16"		
9384	5/8" x 11/16"		



Wrenches



7 Pieces – 12 Pt. Ratcheting Box Wrench - Offset Pattern Set No. 9446

Metric Ratcheting Box Wrenches

Part No.	Description	Part No.	Description
9431	7mm x 8mm	9436	15mm x 17mm
9432	9mm x 10mm	9437	16mm x 18mm
9434	11mm x 12mm	9438	19mm x 21mm
9435	13mm x 14mm	707-Roll	Denim Tool Roll



7 Pieces – Ratcheting Flare Nut Wrench Set No. 1640

Part No.	Description	Part No.	Description
1642	3/8"	1650	5/8"
1644	7/16"	1652	11/16"
1646	1/2"	1654	3/4"
1648	9/16"	Vinyl Tool Roll	



4 Pieces – Spanner Wrench Set No. 9629

Spanner Wrenches - Black

Part No.	Description
9630	3/4 to 2", 1/8" Hook
9631	1-1/4 to 3", 5/32" Hook
9632	2 to 4-3/4", 3/16" Hook
9633	4-1/2 to 6-1/4", 5/16" Hook
Cardboard Box	



Wrenches



Wrench Sets

Most wrench sets are available in a pouch. Call your Wright Tool representative for further information.



C a u t i o n !

- Always wear safety goggles when working with tools.
- Do not use extensions or pipes to increase ratchet leverage.
- Do not tilt an open-end wrench. The nut must be fully seated.



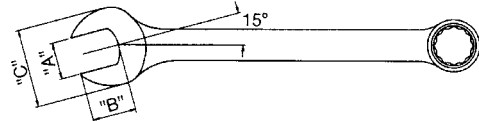
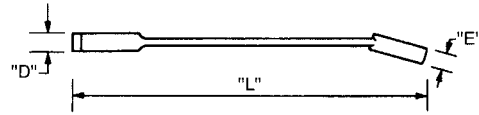
Wrenches



Combination Wrenches – Satin Finish

12 Pt. Flat Stem

Part No.	A Nom. Size	L	C	B	D	E
1108	1/4"	4-59/64"	35/64"	5/16"	11/64"	13/64"
1110	5/16"	5-1/2"	43/64"	3/8"	3/16"	15/64"
1112	3/8"	6"	51/64"	29/64"	7/32"	17/64"
1114	7/16"	6-1/2"	15/16"	17/32"	1/4"	19/64"
1116	1/2"	7-5/32"	1-1/16"	19/32"	17/64"	11/32"
1118	9/16"	7-15/16"	1-11/64"	11/16"	19/64"	23/64"
1120	5/8"	8-35/64"	1-19/64"	3/4"	5/16"	13/32"
1122	11/16"	9-1/8"	1-27/64"	53/64"	11/32"	7/16"
1124	3/4"	10-3/64"	1-35/64"	29/32"	23/64"	15/32"
1126	13/16"	10-53/64"	1-43/64"	63/64"	27/64"	1/2"
1128	7/8"	11-3/4"	1-51/64"	61/64"	7/16"	33/64"
1130	15/16"	12-9/16"	1-29/32"	31/32"	15/32"	17/32"
1132	1"	13-5/16"	2-1/32"	1-13/64"	15/32"	5/8"
1134	1-1/16"	14-1/4"	2-5/32"	1-19/64"	31/64"	21/32"
1136	1-1/8"	15-1/8"	2-17/64"	1-23/64"	35/64"	11/16"
1138	1-3/16"	15-15/16"	2-25/64"	1-7/16"	9/16"	23/32"
1140	1-1/4"	16-13/16"	2-1/2"	1-33/64"	19/32"	3/4"

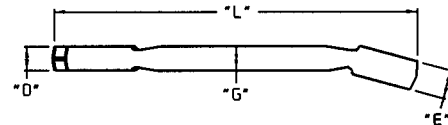
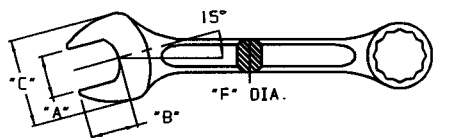


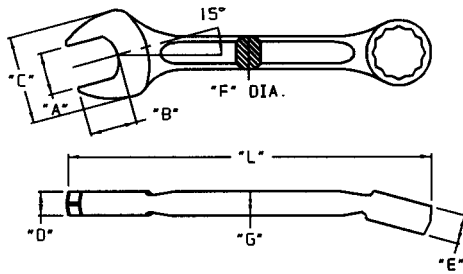
Flat Stem

Combination Wrenches – Satin Finish

12 Pt. Heavy-Duty Flat Stem

Part No.	A Nom. Size	L	C	B	D	E	F	G
1142	1-5/16"	19"	2-11/16"	1-15/32"	23/32"	7/8"	1"	3/4"
1144	1-3/8"	20"	2-11/16"	1-17/32"	23/32"	7/8"	1"	3/4"
1146	1-7/16"	21"	3"	1-19/32"	3/4"	15/16"	1-1/16"	7/8"
1148	1-1/2"	22"	3"	1-21/32"	3/4"	15/16"	1-1/16"	7/8"
1150	1-9/16"	23"	3-1/2"	1-15/16"	3/4"	15/16"	1-1/8"	7/8"
1152	1-5/8"	23"	3-1/2"	1-15/16"	3/4"	15/16"	1-1/8"	7/8"
1154	1-11/16"	23"	3-1/2"	1-15/16"	3/4"	15/16"	1-1/8"	7/8"
1156	1-3/4"	25-1/2"	3-3/4"	2-1/16"	13/16"	1"	1-1/4"	1"
1158	1-13/16"	25-1/2"	3-3/4"	2-3/32"	13/16"	1"	1-1/4"	1"
1160	1-7/8"	28"	4-1/16"	2-3/16"	7/8"	1-1/16"	1-1/4"	1"
1164	2"	28"	4-1/16"	2-5/16"	7/8"	1-1/16"	1-1/4"	1"
1166	2-1/16"	28-1/4"	4-1/4"	2-11/16"	59/64"	1-7/32"	1-1/4"	1"
1168	2-1/8"	28-1/2"	4-1/4"	2-25/64"	59/64"	1-7/32"	1-1/4"	1"
1170	2-3/16"	28-3/4"	4-1/4"	2-27/64"	59/64"	1-7/32"	1-1/4"	1"
1172	2-1/4"	29"	4-1/4"	2-29/64"	59/64"	1-7/32"	1-1/4"	1"
1176	2-3/8"	29-1/4"	4-1/2"	2-15/32"	1"	1-9/16"	1-3/8"	1-1/8"
1180	2-1/2"	29-1/2"	4-1/2"	2-1/2"	1"	1-9/16"	1-3/8"	1-1/8"
1182	2-9/16"	29-3/4"	4-1/2"	2-1/2"	1"	1-9/16"	1-3/8"	1-1/8"
1184	2-5/8"	29-3/4"	4-3/4"	2-5/8"	1-1/32"	1-5/8"	1-3/8"	1-1/8"
1188	2-3/4"	29-3/4"	4-3/4"	2-3/4"	1-1/32"	1-5/8"	1-3/8"	1-1/8"

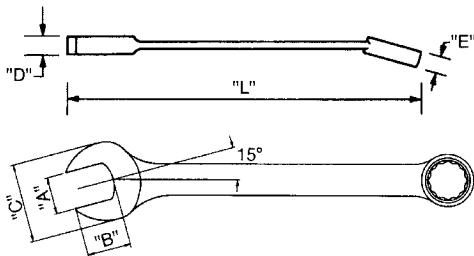




Combination Wrenches – Black Industrial Finish

12 Pt. Heavy-Duty Flat Stem

Part No.	A Size	L	C	B	D	E	F	G
1190	2-13/16"	33"	5-1/2"	3"	1-1/8"	1-11/16"	1-5/16"	1"
1192	2-7/8"	33-1/2"	5-1/2"	3"	1-3/16"	1-11/16"	1-5/16"	1"
1194	2-15/16"	34"	5-1/2"	3"	1-3/16"	1-11/16"	1-5/16"	1"
1196	3"	34-1/2"	5-1/2"	3"	1-3/16"	1-11/16"	1-5/16"	1"
1198	3-1/16"	35"	5-1/2"	3"	1-3/16"	1-11/16"	1-5/16"	1"
11X00	3-1/8"	35-1/2"	5-1/2"	3"	1-3/16"	1-11/16"	1-5/16"	1"
11X04	3-1/4"	36"	7"	4"	1-1/2"	2-1/4"	1-1/2"	1-1/8"
11X08	3-3/8"	36-1/2"	7"	4"	1-1/2"	2-1/4"	1-1/2"	1-1/8"
11X12	3-1/2"	37"	7"	3-7/8"	1-1/2"	2-1/4"	1-1/2"	1-1/8"
11X16	3-5/8"	37-1/2"	7"	3-7/8"	1-1/2"	2-1/4"	1-1/2"	1-1/8"
11X20	3-3/4"	38"	7"	3-13/16"	1-1/2"	2-1/4"	1-1/2"	1-1/8"
11X24	3-7/8"	38-1/2"	7"	3-13/16"	1-1/2"	2-1/4"	1-1/2"	1-1/8"
11X28	4"	39"	7"	3-13/16"	1-1/2"	2-1/4"	1-1/2"	1-1/8"



Metric Combination Wrenches

12 Pt. Flat Stem

Part No.	A Nom. Size	L	C	B	D	E
11-06mm	6mm	124.66	14.22	7.65	4.32	4.80
11-07mm	7mm	132.26	15.39	8.51	4.67	5.31
11-08mm	8mm	139.37	17.32	9.65	4.90	5.79
11-09mm	9mm	147.40	19.38	9.88	5.33	6.43
11-10mm	10mm	155.85	21.46	11.13	5.77	7.06
11-11mm	11mm	165.13	23.47	13.46	6.20	7.70
11-12mm	12mm	173.86	25.20	12.98	6.48	7.87
11-13mm	13mm	181.76	26.92	15.75	6.73	8.51
11-14mm	14mm	201.80	29.82	17.02	7.26	8.99
11-15mm	15mm	209.25	31.42	17.02	7.82	9.63
11-16mm	16mm	216.92	33.02	19.05	8.13	10.26
11-17mm	17mm	231.78	36.07	20.57	8.59	11.18
11-18mm	18mm	242.57	37.52	21.84	8.89	11.43
11-19mm	19mm	255.24	39.12	22.86	9.17	11.68
11-20mm	20mm	275.13	42.29	24.13	10.59	12.57
11-21mm	21mm	286.97	43.92	23.42	10.92	12.93
11-22mm	22mm	298.09	45.52	24.08	11.23	13.26
11-23mm	23mm	308.81	46.94	24.38	11.58	13.39
11-24mm	24mm	319.13	48.34	24.64	11.94	13.49
11-25mm	25mm	338.12	51.41	30.23	11.99	15.85
11-26mm	26mm	350.52	52.86	31.50	13.11	16.00
11-27mm	27mm	363.58	54.36	32.77	12.07	16.51
11-28mm	28mm	384.18	57.40	33.78	13.72	17.40
11-29mm	29mm	384.18	57.40	35.05	13.72	17.40
11-30mm	30mm	404.83	60.58	36.32	14.35	18.03
11-32mm	32mm	423.88	63.63	38.61	14.99	18.80



Wrenches

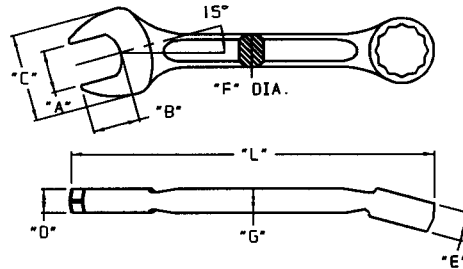


Metric Combination Wrenches

12 Pt. Heavy-Duty Flat Stem

Part No.	A Nom. Size	L	C	B	D	E	F	G
11-36mm	36mm	533.40	76.20	31.75	18.92	23.61	27.00	20.64
11-41mm	41mm	584.20	88.90	48.42	19.05	23.61	28.58	20.64
11-46mm	46mm	647.70	95.25	53.58	20.64	25.40	31.75	25.40
11-50mm	50mm	723.90	103.19	58.74	22.23	26.99	31.75	25.40
*11-55mm	55mm	730.25	114	59	25	40	32	25
*11-60mm	60mm	730.25	114	62	25	40	35	29
*11-65mm	65mm	755.65	140	60	29	43	35	29
*11-70mm	70mm	755.65	140	65	29	43	35	29
*11-75mm	75mm	964	140	76	29	43	33	29
*11-80mm	80mm	902	140	76	29	43	38	29

*Black Industrial Finish

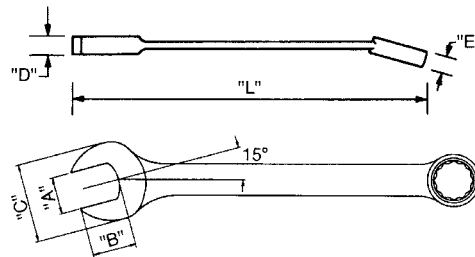


Full Polish Combination Wrenches – 12 Pt.

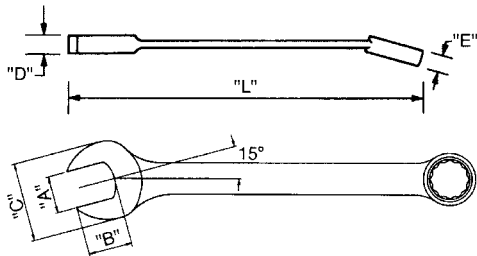
Part No.	A Nom. Size	L	C	B	D	E
1208	1/4"	4-59/64"	35/64"	5/16"	11/64"	13/64"
1210	5/16"	5-1/2"	43/64"	3/8"	3/16"	15/64"
1212	3/8"	6"	51/64"	29/64"	7/32"	17/64"
1214	7/16"	6-1/2"	15/16"	17/32"	1/4"	19/64"
1216	1/2"	7-5/32"	1-1/16"	19/32"	17/64"	11/32"
1218	9/16"	7-15/16"	1-11/64"	11/16"	19/64"	23/64"
1220	5/8"	8-35/64"	1-19/64"	3/4"	5/16"	13/32"
1222	11/16"	9-1/8"	1-27/64"	53/64"	11/32"	7/16"
1224	3/4"	10-3/64"	1-35/64"	29/32"	23/64"	15/32"
1226	13/16"	10-53/64"	1-43/64"	63/64"	27/64"	1/2"
1228	7/8"	11-3/4"	1-51/64"	61/64"	7/16"	33/64"
1230	15/16"	12-9/16"	1-29/32"	31/32"	15/32"	17/32"
1232	1"	13-5/16"	2-1/32"	1-13/64"	15/32"	5/8"
1234	1-1/16"	14-1/4"	2-5/32"	1-19/64"	31/64"	21/32"
1236	1-1/8"	15-1/8"	2-17/64"	1-23/64"	35/64"	11/16"
1238	1-3/16"	15-15/16"	2-25/64"	1-7/16"	17/32"	23/32"
1240	1-1/4"	16-13/16"	2-1/2"	1-33/64"	19/32"	3/4"



WRIGHTGrip



Wrenches

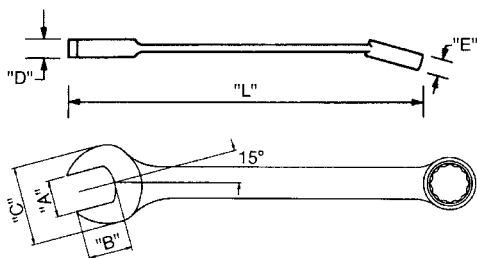


Metric Full Polish Combination Wrenches – 12 Pt.

Part No.	A Nom. Size	L	C	B	D	E
12-06mm	6mm	124.66	14.22	7.65	4.32	4.80
12-07mm	7mm	132.26	15.39	8.51	4.67	5.31
12-08mm	8mm	139.37	17.32	9.65	4.90	5.79
12-09mm	9mm	147.40	19.38	9.88	5.33	6.43
12-10mm	10mm	155.85	21.46	11.13	5.77	7.06
12-11mm	11mm	165.13	23.47	13.42	6.20	7.70
12-12mm	12mm	173.86	25.20	12.98	6.48	7.87
12-13mm	13mm	181.76	26.92	15.75	6.73	8.51
12-14mm	14mm	201.80	29.82	17.02	7.26	8.99
12-15mm	15mm	209.25	31.42	17.02	7.82	9.63
12-16mm	16mm	216.92	33.02	19.05	8.13	10.26
12-17mm	17mm	231.78	36.07	20.57	8.59	11.18
12-18mm	18mm	242.57	37.52	21.84	8.89	11.43
12-19mm	19mm	255.24	39.12	21.86	9.17	11.68
12-20mm	20mm	275.13	42.29	24.13	10.59	12.57
12-21mm	21mm	286.97	43.92	23.42	10.92	12.93
12-22mm	22mm	298.09	45.52	24.08	11.23	13.26
12-23mm	23mm	308.81	46.94	24.38	11.58	13.39
12-24mm	24mm	319.13	48.34	24.64	11.94	13.49
12-25mm	25mm	338.12	51.41	30.23	11.99	15.85
12-26mm	26mm	350.52	52.86	31.50	13.11	16.00
12-27mm	27mm	363.58	54.36	32.77	12.07	16.51
12-30mm	30mm	404.83	60.58	36.32	14.35	18.03
12-32mm	32mm	423.88	63.63	38.61	14.99	18.80



WRIGHTGrip



Combination Wrenches – 12 Pt.

Black Industrial Finish

Part No.	A Nom. Size	L	C	B	D	E
31108	1/4"	4-59/64"	35/64"	5/16"	11/64"	13/64"
31110	5/16"	5-1/2"	43/64"	3/8"	3/16"	15/64"
31112	3/8"	6"	51/64"	29/64"	7/32"	17/64"
31114	7/16"	6-1/2"	15/16"	17/32"	1/4"	19/64"
31116	1/2"	7-5/32"	1-1/16"	19/32"	17/64"	11/32"
31118	9/16"	7-15/16"	1-11/64"	11/16"	19/64"	23/64"
31120	5/8"	8-35/64"	1-19/64"	3/4"	5/16"	13/32"
31122	11/16"	9-1/8"	1-27/64"	53/64"	11/32"	7/16"
31124	3/4"	10-3/64"	1-35/64"	29/32"	23/64"	15/32"
31126	13/16"	10-53/64"	1-43/64"	63/64"	27/64"	1/2"
31128	7/8"	11-3/4"	1-51/64"	61/64"	7/16"	33/64"
31130	15/16"	12-9/16"	1-29/32"	31/32"	15/32"	17/32"
31132	1"	13-5/16"	2-1/32"	1-13/64"	15/32"	5/8"
31134	1-1/16"	14-1/4"	2-5/32"	1-19/64"	31/64"	21/32"
31136	1-1/8"	15-1/8"	2-17/64"	1-23/64"	35/64"	11/16"
31138	1-3/16"	15-15/16"	2-25/64"	1-7/16"	17/32"	23/32"
31140	1-1/4"	16-13/16"	2-1/2"	1-33/64"	19/32"	3/4"



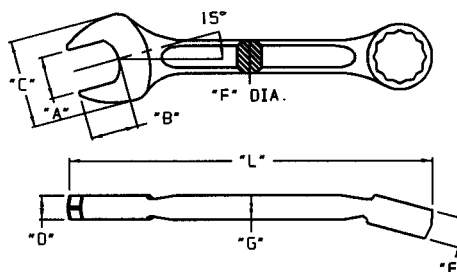
Wrenches



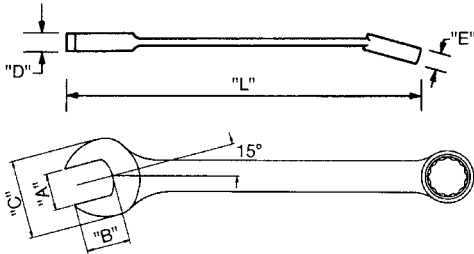
**Combination Wrenches – 12 Pt.
Heavy-Duty Flat Stem**

Black Industrial Finish

Part No.	A Nom. Size	L	C	B	D	E	F	G
31142	1-5/16"	19"	2-11/16"	1-15/32"	23/32"	7/8"	1"	
31144	1-3/8"	20"	2-11/16"	1-17/32"	23/32"	7/8"	1"	
31146	1-7/16"	21"	3"	1-19/32"	3/4"	15/16"	1-1/16"	
31148	1-1/2"	22"	3"	1-21/32"	3/4"	15/16"	1-1/16"	
31152	1-5/8"	23"	3-1/2"	1-15/16"	3/4"	15/16"	1-1/8"	
31154	1-11/16"	23"	3-1/2"	1-15/16"	3/4"	15/16"	1-1/8"	
31156	1-3/4"	25-1/2"	3-3/4"	2-1/16"	13/16"	1"	1-1/4"	
31158	1-13/16"	25-1/2"	3-3/4"	2-3/32"	13/16"	1"	1-1/4"	
31160	1-7/8"	28"	4-1/16"	2-3/16"	7/8"	1-1/16"	1-1/4"	
31164	2"	28"	4-1/16"	2-5/16"	7/8"	1-1/16"	1-1/4"	
31166	2-1/16"	28-1/4"	4-1/4"	2-11/16"	59/64"	1-7/32"	1-1/4"	
31168	2-1/8"	28-1/2"	4-1/4"	2-25/64"	59/64"	1-7/32"	1-1/4"	
31170	2-3/16"	28-3/4"	4-1/4"	2-27/64"	59/64"	1-7/32"	1-1/4"	
31172	2-1/4"	29"	4-1/4"	2-29/64"	59/64"	1-7/32"	1-1/4"	
31176	2-3/8"	29-1/4"	4-1/2"	2-15/32"	1"	1-9/16"	1-3/8"	
31180	2-1/2"	29-1/2"	4-1/2"	2-1/2"	1"	1-9/16"	1-3/8"	
1190	2-13/16"	33"	5-1/2"	3"	1-1/8"	1-11/16"	1-5/16"	1"
1192	2-7/8"	33-1/2"	5-1/2"	3"	1-3/16"	1-11/16"	1-5/16"	1"
1194	2-15/16"	34"	5-1/2"	3"	1-3/16"	1-11/16"	1-5/16"	1"
1196	3"	34-1/2"	5-1/2"	3"	1-3/16"	1-11/16"	1-5/16"	1"
1198	3-1/16"	35"	5-1/2"	3"	1-3/16"	1-11/16"	1-5/16"	1"
11X00	3-1/8"	35-1/2"	5-1/2"	3"	1-3/16"	1-11/16"	1-5/16"	1"
11X04	3-1/4"	36"	7"	4"	1-1/2"	2-1/4"	1-1/2"	1-1/8"
11X08	3-3/8"	36-1/2"	7"	4"	1-1/2"	2-1/4"	1-1/2"	1-1/8"
11X12	3-1/2"	37"	7"	3-7/8"	1-1/2"	2-1/4"	1-1/2"	1-1/8"
11X16	3-5/8"	37-1/2"	7"	3-7/8"	1-1/2"	2-1/4"	1-1/2"	1-1/8"
11X20	3-3/4"	38"	7"	3-13/16"	1-1/2"	2-1/4"	1-1/2"	1-1/8"
11X24	3-7/8"	38-1/2"	7"	3-13/16"	1-1/2"	2-1/4"	1-1/2"	1-1/8"
11X28	4"	39"	7"	3-13/16"	1-1/2"	2-1/4"	1-1/2"	1-1/8"



Wrenches



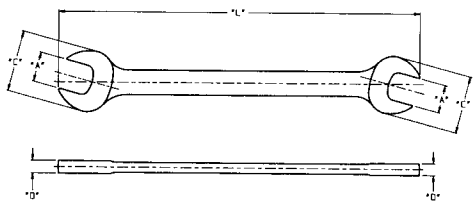
Metric Combination Wrenches – 12 Pt.

Black Industrial Finish

Part No.	A Nom. Size	L	C	B	D	E
41106	6mm	124.66	14.22	7.65	4.32	4.80
41107	7mm	132.26	15.39	8.51	4.67	5.31
41108	8mm	139.37	17.32	9.65	4.90	5.79
41109	9mm	147.40	19.38	9.88	5.33	6.43
41110	10mm	155.85	21.46	11.13	5.77	7.06
41111	11mm	165.13	23.47	13.42	6.20	7.70
41112	12mm	173.86	25.20	12.98	6.48	7.87
41113	13mm	181.76	26.92	15.75	6.73	8.51
41114	14mm	201.80	29.82	17.02	7.26	8.99
41115	15mm	209.25	31.42	17.02	7.82	9.63
41116	16mm	216.92	33.02	19.05	8.13	10.26
41117	17mm	231.78	36.07	20.57	8.59	11.18
41118	18mm	242.57	37.52	21.84	8.89	11.43
41119	19mm	255.24	39.12	21.86	9.17	11.68
41120	20mm	275.13	42.29	24.13	10.59	12.57
41121	21mm	286.97	43.92	23.42	10.92	12.93
41122	22mm	298.09	45.52	24.08	11.23	13.26
41123	23mm	308.81	46.94	24.38	11.58	13.39
41124	24mm	319.13	48.34	24.64	11.94	13.49



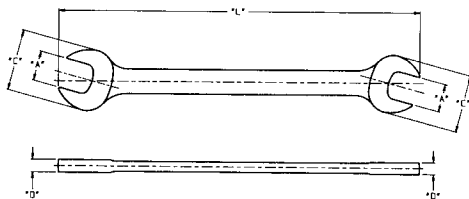
Wrenches



Open End Wrenches – Full Polish

Part No.	Small Open End			Large Open End		
	A Nom. Size	C Width	D Head Thick- ness	C Width	D Head Thick- ness	L Overall Length
1308	3/16 x 1/4"	13/32"	1/8"	9/16"	11/64"	3-7/8"
1310	1/4 x 5/16"	9/16"	11/64"	11/16"	11/64"	4-1/2"
1312	5/16 x 3/8"	11/16"	3/16"	13/16"	13/64"	5-1/8"
1314	3/8 x 7/16"	13/16"	13/64"	15/16"	7/32"	5-3/4"
1316	7/16 x 1/2"	15/16"	7/32"	1-1/16"	15/64"	6-3/8"
1318	1/2 x 9/16"	1-1/16"	17/64"	1-11/64"	9/32"	7"
1320	9/16 x 5/8"	1-3/16"	9/32"	1-19/64"	19/64"	7-5/8"
1322	5/8 x 11/16"	1-19/64"	5/16"	1-13/32"	11/32"	8-1/4"
1324	5/8 x 3/4"	1-19/64"	5/16"	1-17/32"	11/32"	8-5/8"
1325	11/16 x 3/4"	1-13/32"	11/32"	1-17/32"	11/32"	9-1/8"
1326	3/4 x 13/16"	1-17/32"	11/32"	1-21/32"	11/32"	9-3/4"
1328	3/4 x 7/8"	1-17/32"	11/32"	1-51/64"	23/64"	10-1/4"
1329	13/16 x 7/8"	1-21/32"	3/8"	1-25/32"	3/8"	10-3/4"
1330	7/8 x 15/16"	1-51/64"	3/8"	1-29/32"	25/64"	11-1/4"
1331	7/8 x 1-1/16"	1-51/64"	25/64"	2-9/64"	15/32"	11-13/16"
1332	15/16 x 1"	1-29/32"	13/32"	2-1/32"	7/16"	12-5/16"
1336	1-1/16 x 1-1/18"	2-9/64"	31/64"	2-1/4"	31/64"	13-15/16"
1340	1-1/8 x 1-1/4"	2-1/4"	31/64"	2-1/2"	1/2"	15-1/2"
1341	1-1/16 x 1-1/4"	2-9/64"	31/64"	2-1/2"	1/2"	16-1/8"
1342*	1-1/4 x 1-5/16"	2-1/2"	9/16"	2-21/32"	9/16"	16-37/64"
1346*	1-3/8 x 1-7/16"	2-27/32"	9/16"	3"	37/64"	17-1/8"
1352*	1-1/2 x 1-5/8"	3-3/32"	41/64"	3-13/32"	21/32"	18"

*Satin Finish



Metric Open-End Wrenches

Part No.	Nom. Size	Small Open End		Large Open End		
		A	C	D	C	D
		Width	Head Thick-ness	Width	Head Thick-ness	Overall Length
13-0607mm	6mmx7mm	14.29	4.36	17.46	4.36	114.30
13-0708mm	7mmx8mm	14.29	4.36	17.46	4.36	114.30
13-0809mm	8mmx9mm	17.46	4.76	20.64	5.16	130.18
13-1011mm	10mmx11mm	20.64	5.16	23.81	5.55	146.05
13-1213mm	12mmx13mm	23.81	5.55	26.99	5.95	161.93
13-1415mm	14mmx15mm	29.76	7.11	31.42	7.54	186.53
13-1617mm	16mmx17mm	33.32	7.92	35.72	8.73	209.55
13-1819mm	18mmx19mm	35.72	8.73	39.12	8.73	231.78
13-2022mm	20mmx22mm	42.07	9.53	45.24	9.53	273.05
13-2123mm	21mmx23mm	42.86	9.53	46.83	10.32	293.69
13-2426mm	24mmx26mm	48.42	10.32	51.59	11.11	312.74



Wrenches

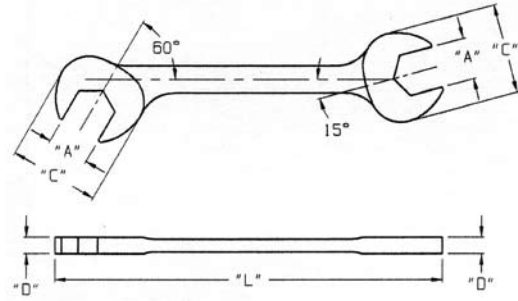




Double Angle Open-End Wrenches – 15° & 60° Angle

15° & 60° Angle Open-End Wrenches

Part No.	A Nom. Size	C Width	D Head Thickness	L Overall Length
1361	11/32" x 11/32"	3/4"	3/16"	4-3/4"
1362	3/8" x 3/8"	3/4"	3/16"	4-3/4"
1364	7/16" x 7/16"	7/8"	15/64"	5"
1366	1/2" x 1/2"	31/32"	15/64"	5-1/4"
1368	9/16" x 9/16"	1-1/16"	1/4"	5-3/4"
1370	5/8" x 5/8"	1-1/8"	17/64"	6-1/4"
1372	11/16" x 11/16"	1-3/16"	9/32"	6-3/4"
1374	3/4" x 3/4"	1-7/16"	9/32"	7-1/4"
1376	13/16" x 13/16"	1-1/2"	9/32"	7-5/8"
1378	7/8" x 7/8"	1-5/8"	9/32"	8"
1380	15/16" x 15/16"	1-3/4"	9/32"	8-3/4"
1382	1" x 1"	1-7/8"	19/64"	9-1/2"
1383	1-1/16" x 1-1/16"	2"	19/64"	10"
1384	1-1/8" x 1-1/8"	2-1/8"	5/16"	11"
1385	1 3/16" x 1 3/16"	2-1/8"	5/16"	11"
1386	1-1/4" x 1 1/4"	2-3/8"	21/64"	11-3/4"
1388	1-3/8" x 1-3/8"	2-5/8"	13/32"	12-1/2"
1389	1-7/16" x 1-7/16"	2-5/8"	13/32"	12-1/2"
1390	1-1/2" x 1-1/2"	2-5/8"	13/32"	12-1/2"
1392	1-5/8" x 1-5/8"	3-3/16"	19/64"	15-7/8"
1393	1-11/16" x 1-11/16"	3-5/16"	31/64"	16-9/16"
1394	1-3/4" x 1-3/4"	3-7/16"	1/2"	17-1/4"
1395	1-13/16" x 1-13/16"	3-9/16"	33/64"	18"
1396	1-7/8" x 1-7/8"	3-11/16"	35/64"	18-5/8"
1398	2" x 2"	3-15/16"	9/16"	19-1/4"


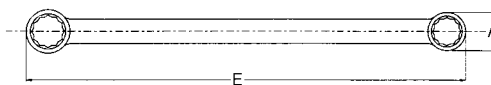


Wrenches



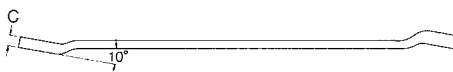
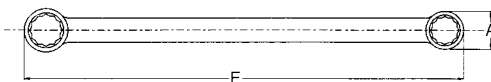
Box End Wrenches – 12 Pt. Standard Double Offset

Part No.	Nom. Size	A	C	E
51012	5/16 x 3/8"	9/16 x 41/64"	9/32"	7-1/32"
51214	3/8 x 7/16"	9/16 x 41/64"	9/32"	7-19/32"
51416	7/16 x 1/2"	21/32 x 3/4"	21/64"	8-3/16"
51618	1/2 x 9/16"	3/4 x 53/64"	11/32"	8-3/4"
51820	9/16 x 5/8"	53/64 x 29/32"	25/64"	9-3/8"
52022	5/8 x 11/16"	61/64 x 53/64"	15/32"	9-15/16"
52024	5/8 x 3/4"	31/32 x 1-5/64"	15/32"	11-15/32"
52224	11/16 x 3/4"	31/32 x 1-5/64"	15/32"	11-15/32"
52426	3/4 x 13/16"	1-5/64 x 1-1/4"	1/2"	12-1/16"
52428	3/4 x 7/8"	1-5/64 x 1-1/4"	1/2"	12-1/16"
52628	13/16 x 7/8"	1-1/8 x 1-1/4"	17/32"	12-9/16"
52830	7/8 x 15/16"	1-5/16 x 1-7/16"	37/64"	13-7/64"
52834	7/8 x 1-1/16"	1-9/16 x 1-11/32"	41/64"	14-7/16"
53032	15/16 x 1"	1-11/32 x 1-7/16"	9/16"	13-9/16"
53034	15/16 x 1-1/16"	1-9/16 x 1-11/32"	41/64"	14-7/16"
53436	1-1/16 x 1-1/8"	1-33/64 x 1-37/64"	21/32"	16-1/4"
53440	1-1/16 x 1-1/4"	1-33/64 x 1-25/32"	3/4"	16-1/4"
54042	1-1/4 x 1-5/16"	2 x 1-55/64"	27/32"	18-11/16"
54044	1-1/4 x 1-3/8"	2 x 1-55/64"	27/32"	18-11/16"
54046	1-1/4 x 1-7/16"	2 x 1-55/64"	27/32"	18-11/16"
54648	1-7/16 x 1-1/2"	2 x 2-1/4"	7/8"	22-5/16"
54652	1-7/16 x 1-5/8"	1-33/64 x 2-5/16"	7/8"	21-5/32"

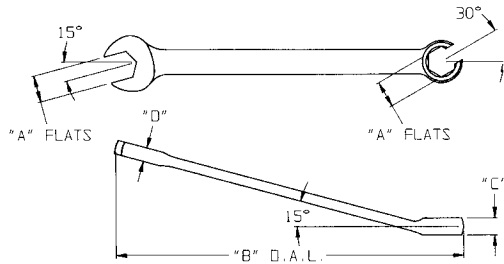


Metric Box End Wrenches – 12 Pt. Standard Double Offset

Part No.	Nom. Size	A	C	E
50810mm	8mm x 10mm	11.90 x 14.68	6.35	178.20
51011mm	10mm x 11mm	14.68 x 16.27	7.62	194.86
51113mm	11mm x 13mm	16.76 x 19.30	8.38	207.96
51213mm	12mm x 13mm	19.05 x 21.08	8.89	219.08
51214mm	12mm x 14mm	19.05 x 21.08	8.89	219.08
51315mm	13mm x 15mm	19.05 x 21.08	8.89	228.20
51415mm	14mm x 15mm	20.24 x 21.83	10.32	232.17
51618mm	16mm x 18mm	24.38 x 26.98	11.81	252.43
51719mm	17mm x 19mm	24.60 x 27.38	12.30	291.41
51922mm	19mm x 22mm	27.38 x 31.75	12.70	306.37
52224mm	22mm x 24mm	33.32 x 36.53	14.68	332.99

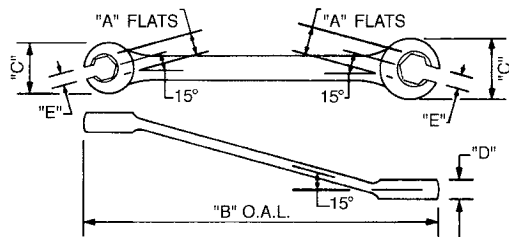


Wrenches



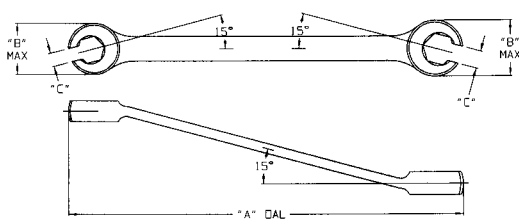
Combination Open-End Flare Nut Wrenches – 6 Pt.

Part No.	A Nom. Size	B	C & D
1040	3/8"	5-7/32"	13/32"
1042	7/16"	5-19/32"	7/16"
1044	1/2"	5-29/32"	15/32"
1046	9/16"	6-9/32"	15/32"
1048	5/8"	6-21/32"	1/2"
1050	11/16"	7-13/32"	35/64"
1052	3/4"	7-13/32"	35/64"



Flare Nut Wrenches – 6 Pt.

Part No.	A Nom. Size	B	C	D	E
1614	3/8"	6-1/4"	51/64"	5/16"	7/32"
	7/16"		7/8"	11/32"	9/32"
1618	1/2"	7-1/2"	31/32"	3/8"	11/32"
	9/16"		1-1/16"	7/16"	13/32"
1622	5/8"	8-1/2"	1-7/64"	7/16"	15/32"
	11/16"		1-15/64"	1/2"	17/32"
1628	3/4"	9"	1-5/16"	17/32"	9/16"
	7/8"		1-7/16"	9/16"	5/8"



Metric Flare Nut Wrenches – 6 Pt.

Part No.	Nom. Size	A	B	C	Head Thickness
16-11mm	9mm	150.81	18.67	7.44	6.31
	11mm		21.44	8.10	7.47
16-12mm	10mm	163.51	20.14	7.70	7.57
	12mm		22.23	8.33	8.36
16-14mm	13mm	168.26	23.62	9.02	10.13
	14mm		25.40	9.70	10.87
16-17mm	15mm	187.33	28.65	10.62	13.28
	17mm		29.92	11.43	14.86
16-21mm	19mm	200.03	31.75	12.17	14.81
	21mm		35.36	12.65	18.11



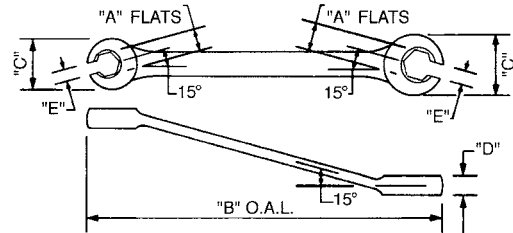
Wrenches



Flare Nut Wrenches – ⑥ Pt.

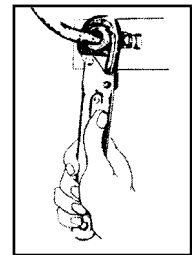
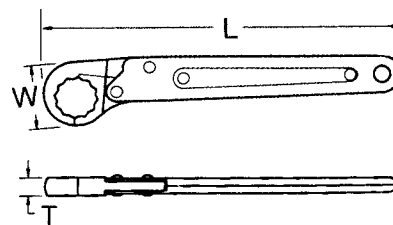
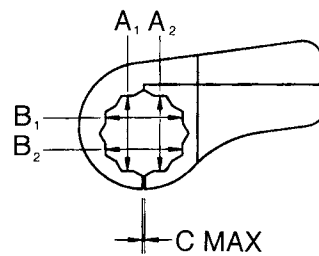
Black Industrial Finish

Part No.	A Nom. Size	B	C	D	E
31614	3/8" 7/16"	6-1/4"	51/64" 7/8"	5/16" 11/32"	7/32" 9/32"
31618	1/2" 9/16"	7-1/2"	31/32" 1-1/16"	3/8" 7/16"	11/32" 13/32"
31622	5/8" 11/16"	8-1/2"	1-7/64" 1-15/64"	7/16" 1/2"	15/32" 17/32"



Ratcheting Flare Nut Wrenches – ⑫ Pt.

Part No.	Nom. Size	L	W	T	A	B	C
1642	3/8"	5.41"	1"	0.28"	.377-.392"	SAME	0.025"
1644	7/16"	5.41"	1"	0.28"	.443-.454"	.439-.454"	0.025"
1646	1/2"	5.41"	1"	0.28"	.506-.517"	.502-.517"	0.025"
1648	9/16"	7.25"	1.32"	0.38"	.570-.579"	.564-.579"	0.035"
1650	5/8"	7.25"	1.32"	0.38"	.633-.642"	.627-.542"	0.035"
1652	11/16"	7.25"	1.32"	0.38"	.696-.706"	.689-.706"	0.035"
1654	3/4"	7.25"	1.32"	0.38"	.759-.769"	.752-.769"	0.035"
1656	13/16"	9.35"	1.67"	0.44"	.814-.832"	SAME	0.040"
1658	7/8"	9.35"	1.67"	0.44"	.886-.895"	.877-.895"	0.040"
1660	15/16"	9.35"	1.67"	0.51"	.938-.958"	SAME	0.040"
1662	1"	9.35"	1.67"	0.51"	1.012-1.022"	1.002-1.02"	0.040"

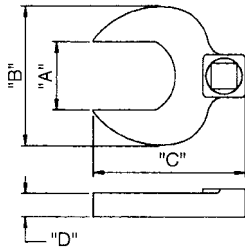
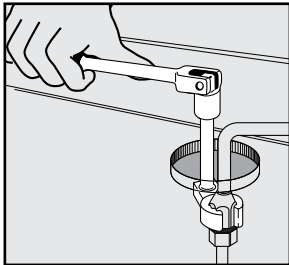


Function:

Simply snap open the large jaw (smaller jaw cocks inward automatically) and the wrench is ready for operation. Engage fitting or fastener in the manner shown in the illustrations, and apply necessary torque. Move wrench in the opposite direction and the wrench ratchets with each 30° turn.

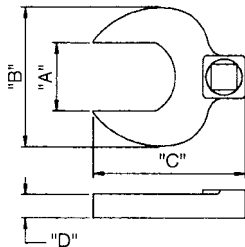
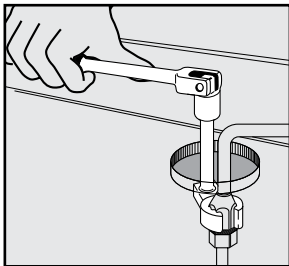
Specifications:

- High carbon steel jaws with black conversion coat finish.
- Heavy gauge, heat treated handles.
- Stainless steel rivets for maximum strength.
- Stainless steel jaw springs.
- Meets government specifications for NSN 5120-00-474-7227.



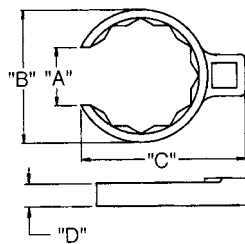
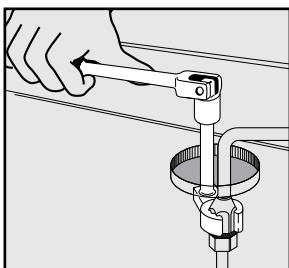
3/8" Drive Open-End Crowfoot Wrenches

Part No.	A Nom. Size	B	C	D
1012	3/8"	3/4"	1-1/8"	13/64"
1014	7/16"	7/8"	1-1/4"	13/64"
1016	1/2"	31/32"	1-3/8"	1/4"
1018	9/16"	1-1/8"	1-1/2"	1/4"
1020	5/8"	1-1/4"	1-19/32"	5/16"
1022	11/16"	1-11/32"	1-23/32"	21/64"
1024	3/4"	1-17/32"	1-13/16"	21/64"
1026	13/16"	1-19/32"	1-15/16"	21/64"
1028	7/8"	1-3/4"	2"	11/32"
1032	1"	2-1/16"	2-1/4"	11/32"



Metric 3/8" Open-End Crowfoot Wrenches

Part No.	A Nom. Size	B	C	D
10-10mm	10mm	19.84	30.16	5.16
10-11mm	11mm	22.23	32.15	5.16
10-12mm	12mm	24.60	34.93	6.35
10-13mm	13mm	24.60	34.93	6.35
10-14mm	14mm	29.37	34.13	6.35
10-15mm	15mm	29.37	38.89	7.14
10-16mm	16mm	31.75	41.28	8.33
10-17mm	17mm	35.32	42.86	8.33
10-18mm	18mm	35.32	44.45	8.33
10-19mm	19mm	39.69	45.24	8.73



3/8" Drive Crowfoot Wrench – Flare Nut 12 Pt.

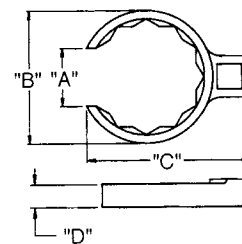
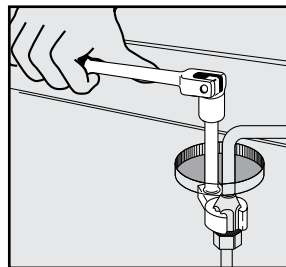
Part No.	Nom. Size	A Width of Slot	B Dia. of Head	C Length	D Thickness of Head
1060	5/8"	15/32"	15/16"	47/64"	11/16"
1062	11/16"	17/32"	1-1/32"	25/32"	11/16"
1064	3/4"	9/16"	1-1/8"	53/64"	23/32"
1066	13/16"	5/8"	1-13/64"	7/8"	23/32"
1068	7/8"	11/16"	1-19/64"	15/16"	3/4"
1070	15/16"	25/32"	1-3/8"	15/16"	3/4"
1072	1"	3/4"	1-29/64"	1-1/64"	25/32"
1074	1-1/16"	25/32"	1-17/32"	1-3/64"	25/32"





1/2" Drive Crowfoot Wrench – Flare Nut 12 Pt.

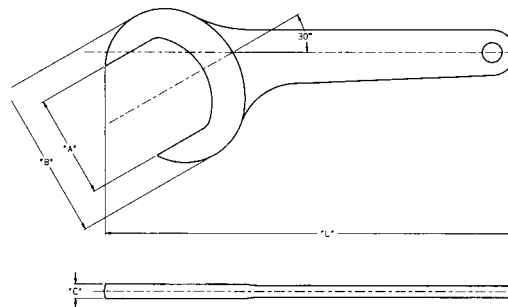
Part No.	Nom. Size	A Width of Slot	B Dia. of Head	D Thickness of Head
1080	1-1/8"	27/32"	1-5/8"	7/8"
1081	1-3/16"	29/32"	1-11/16"	7/8"
1082	1-1/4"	15/16"	1-25/32"	7/8"
1083	1-5/16"	31/32"	1-27/32"	7/8"
1084	1-3/8"	1-1/16"	1-15/16"	15/16"
1085	1-7/16"	1-1/16"	2"	15/16"
1086	1-1/2"	1-1/8"	2-1/16"	15/16"
1087	1-9/16"	1-5/32"	2-5/32"	15/16"
1088	1-5/8"	1-7/32"	2-7/32"	15/16"
1089	1-11/16"	1-5/16"	2-5/16"	1"
1090	1-3/4"	1-5/16"	2-3/8"	1"
1091	1-13/16"	1-11/32"	2-15/32"	1"
1092	1-7/8"	1-3/8"	2-9/16"	1-1/16"
1093	1-15/16"	1-7/16"	2-5/8"	1-1/16"
1094	2"	1-9/16"	2-23/32"	1-1/16"

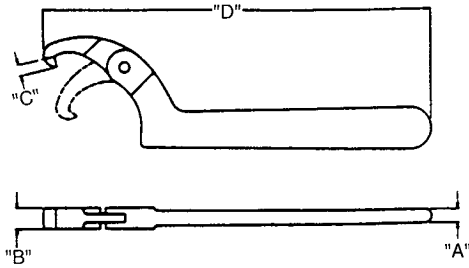


Wrenches

Service Wrenches – 30° Angle

Part No.	A Nom. Size	B	C	L
1424	3/4"	1-5/8"	7/32"	6-1/2"
1426	13/16"	1-5/8"	7/32"	6-1/2"
1428	7/8"	1-5/8"	7/32"	6-1/2"
1430	15/16"	1-7/8"	7/32"	6-7/8"
1432	1"	1-7/8"	7/32"	6-7/8"
1434	1-1/16"	1-7/8"	7/32"	6-7/8"
1436	1-1/8"	2-1/16"	7/32"	7-1/4"
1438	1-3/16"	2-1/16"	7/32"	7-1/4"
1440	1-1/4"	2-1/16"	7/32"	7-1/4"
1442	1-5/16"	2-1/2"	1/4"	7-11/16"
1444	1-3/8"	2-1/2"	1/4"	7-11/16"
1446	1-7/16"	2-1/2"	1/4"	7-11/16"
1448	1-1/2"	2-1/2"	1/4"	7-11/16"
1450	1-9/16"	2-5/8"	1/4"	8-1/16"
1452	1-5/8"	2-5/8"	1/4"	8-1/16"
1456	1-3/4"	3-1/8"	9/32"	8-9/16"
1458	1-13/16"	3-1/8"	9/32"	8-9/16"
1460	1-7/8"	3-1/8"	9/32"	8-9/16"
1462	1-15/16"	3-1/8"	9/32"	8-9/16"
1464	2"	3-1/2"	9/32"	9"
1468	2-1/8"	3-1/2"	9/32"	9"
1472	2-1/4"	3-1/2"	9/32"	9"

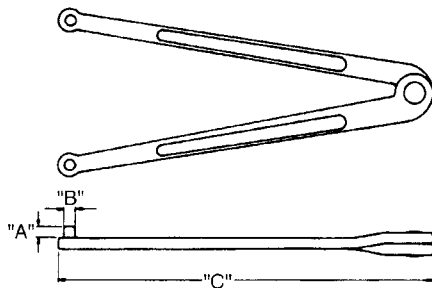




Adjustable Hook Spanner Wrenches

Black Industrial Finish

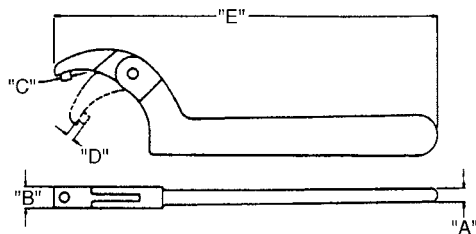
Part No.	Nom. Size	A Thickness of Handle	B Thickness of Hook	C Depth of Hook	D Length
9630	3/4 to 2"	1/4"	11/32"	1/8"	6-3/8"
9631	1-1/4 to 3"	9/32"	13/32"	5/32"	8-1/8"
9632	2 to 4-3/4"	5/16"	15/32"	3/16"	11-3/8"
9633	4-1/2 to 6-1/4"	5/16"	15/32"	1/4"	12-1/8"
9634	6-1/8 to 8-3/4"	5/16"	15/32"	5/16"	13-3/4"



Adjustable Face Spanner Wrenches

Black Industrial Finish

Part No.	Extreme Capacity	A Length of Pin	B Dia. of Pin	C Overall Length
9636	2"	1/4"	3/16"	6-3/8"
9637	3"	1/4"	1/4"	8-1/4"
9638	4"	1/2"	5/16"	10-3/8"



Adjustable Pin Spanner Wrenches

Black Industrial Finish

Part No.	Capacity Range	A Thickness of Handle	B Pin Size of Hook	C Overall Dia.	D Length	E Length
9640	3/4 to 2"	1/4"	11/32"	1/8"	1/8"	6-3/8"
9641	3/4 to 2"	1/4"	11/32"	3/16"	5/32"	6-3/8"
9642	1-1/4 to 3"	9/32"	13/32"	3/16"	3/16"	8-1/8"
9643	1-1/4 to 3"	9/32"	13/32"	1/4"	7/32"	8-1/8"
9644	2 to 4-3/4"	5/16"	15/32"	1/4"	1/4"	11-3/8"
9645	4-1/2 to 6-1/4"	5/16"	15/32"	3/8"	1/4"	12-1/8"



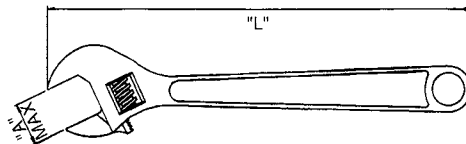
Wrenches



Adjustable Wrenches – Cobalt Finish

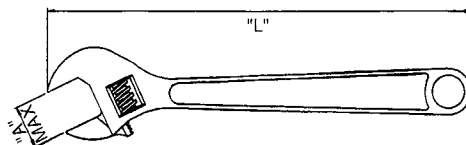
Iron Cobalt is a new alternate coating to chrome/nickel plating. This new bright finish has shown excellent resistance to wear in abrasive environments.

Part No.	Length	A Max Capacity
9AC04	4"	11/16"
9AC06	6"	15/16"
9AC08	8"	1-1/8"
9AC10	10"	1-5/16"
9AC12	12"	1-1/2"
9AC15	15"	1-3/4"
9AC18	18"	2-9/64"
9AC24	24"	2-17/32"



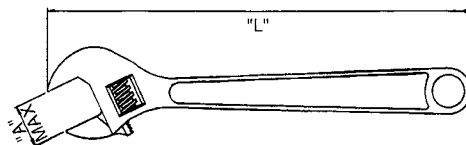
Adjustable Wrenches Black Industrial Finish

Part No.	Length	A Max Capacity
9AB04	4"	11/16"
9AB06	6"	15/16"
9AB08	8"	1-1/8"
9AB10	10"	1-5/16"
9AB12	12"	1-1/2"
9AB15	15"	1-3/4"
9AB18	18"	2-1/8"
9AB24	24"	2-17/32"



Adjustable Wrenches Cobalt Finish – Cushion Grip

Part No.	Length	A Max Capacity
9AG04	4"	11/16"
9AG06	6"	15/16"
9AG08	8"	1-1/8"
9AG10	10"	1-5/16"
9AG12	12"	1-1/2"



Giant Adjustable Wrench – 36"

Part No.	Capacity	Head Thickness	Weight
9AC36	2-3/4" - 4-3/4" (in 1/8" increments)	1-1/8"	31 lbs.



Thin Profile Light Weight Adjustable Wrenches – Chrome-Plated

Part No.	Length	Max Capacity
9AD06	6"	1-1/16"
9AD08	8"	1-1/4"
9AD10	10"	1-1/2"





RIDGID

Pipe Wrenches – Heavy-Duty Design

No. Part	Length	Max. Pipe Dia.
9R31000	6"	3/4"
9R31005	8"	1"
9R31010	10"	1-1/2"
9R31015	12"	2"
9R31020	14"	2"
9R31025	18"	2-1/2"
9R31030	24"	3"
9R31035	36"	5"
9R31040	48"	6"

GGG-W-651



Pipe Wrenches – Heavy-Duty Design – Aluminum

No. Part	Length	Max. Pipe Dia.
9R31090	10"	1-1/2"
9R31095	14"	2"
9R31100	18"	2-1/2"
9R31105	24"	3"
9R31110	36"	5"
9R31115	48"	6"

GGG-W-651



Wrenches



Flange Jacks

Easy-effect flange spreaders. Flanges are separated smoothly and evenly with no damage to flange faces. Sold in pairs.

Dia. Capacity – Standard Raised Face Flanges

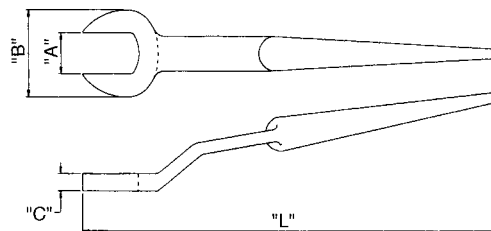
Part No.	125 lbs. Cast Iron	150 lbs. Steel	250 lbs. Cast Iron	300 lbs. Steel
9460	2 to 20"	2 to 20"	1 to 12"	3/4 to 12"
9461	16 to 48"	18 to 24"	12 to 30"	12 to 24"



Construction – Structural Wrenches, Offset Head

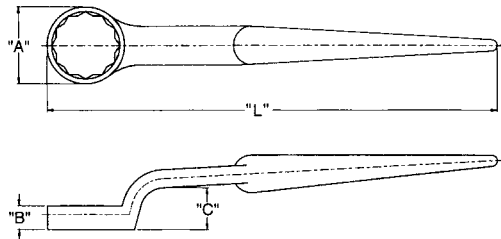
Black Industrial Finish

Part No.	A Nom. Size	B	C	L
1726	13/16"	2"	17/32"	14-1/2"
1728	7/8"	2"	17/32"	14-1/2"
1730	15/16"	2"	17/32"	14-1/2"
1732	1"	2"	17/32"	14-1/2"
1734	1-1/16"	2-1/4"	5/8"	17"
1736	1-1/8"	2-1/4"	5/8"	17"
1740	1-1/4"	2-13/16"	11/16"	19"
1742	1-5/16"	2-13/16"	11/16"	19"
1746	1-7/16"	3-1/8"	3/4"	20"
1748	1-1/2"	3-1/8"	3/4"	20"
1752	1-5/8"	3-19/32"	13/16"	23"



Part No.	Nom. Size	Nut Type	Bolt Size
1726	13/16"	U.S. Regular	1/2"
1728	7/8"	U.S. Heavy	1/2"
1730	15/16"	Utility	5/8"
1732	1"	U.S. Regular	5/8"
1734	1-1/16"	U.S. Heavy	5/8"
1736	1-1/8"	U.S. Regular	3/4"
1740	1-1/4"	U.S. Heavy	3/4"
1742	1-5/16"	U.S. Regular	7/8"
1746	1-7/16"	U.S. Heavy	7/8"
1748	1-1/2"	U.S. Regular	1"
1752	1-5/8"	U.S. Heavy	1"

Wrenches

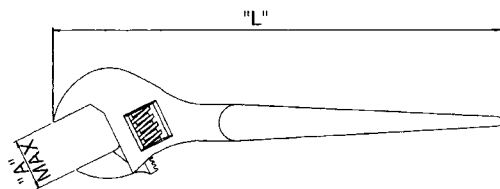


Construction – Structural ¹²Pt. Spud Handle Box Wrenches

Black Industrial Finish

Part No.	Nom. Size	A	B	C	L
1756	13/16"	1-15/32"	11/16"	1-25/32"	12"
1758	7/8"	1-15/32"	11/16"	1-25/32"	12"
1760	15/16"	1-5/8"	13/16"	1-61/64"	12"
1762	1"	1-5/8"	13/16"	1-61/64"	12"
1764	1-1/16"	1-53/64"	7/8"	2-9/64"	15"
1766	1-1/8"	1-53/64"	7/8"	2-9/64"	15"
1770	1-1/4"	2-5/64"	15/16"	2-21/64"	17"
1772	1-5/16"	2-5/64"	15/16"	2-21/64"	17"
1776	1-7/16"	2-3/8"	1-1/8"	2-3/4"	21"
1778	1-1/2"	2-3/8"	1-1/8"	2-3/4"	21"
1782	1-5/8"	2-5/8"	1-3/16"	2-7/8"	22"
1784	1-11/16"	2-5/8"	1-3/16"	2-7/8"	22"
1788	1-13/16"	2-29/32"	1-1/4"	3"	23"
1790	1-7/8"	2-29/32"	1-1/4"	3"	23"
1794	2"	3-5/32"	1-3/8"	3-5/32"	24-1/2"
1795	2-3/16"	3-15/32"	1-1/2"	3-1/2"	26"
1796	2-3/8"	3-23/32"	1-5/8"	3-11/16"	28"
1797	2-9/16"	3-29/32"	1-3/4"	3-13/16"	30"
1798	2-3/4"	4-5/32"	1-7/8"	3-29/32"	30"

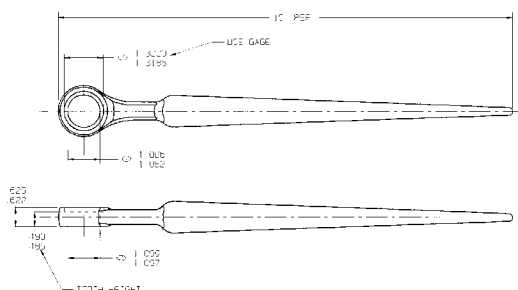
* Some items may be special order.



Adjustable Construction Wrench

Black Industrial Finish

No. Part	A Max.	L
9414	1-19/32"	16"



Construction Spud Ratchet

Black Industrial Finish

Features 1/2" drive and a heavy-duty round head. Requires only 4° arc swing for tight spots.

Part No.	Overall Length	No. of Teeth	Head Dia.	Renewal Kit No.
4428	15"	45	1-5/8"	34401




Wrenches



Broad Head Bull Pins

Part No.	Top Diameter	Point Diameter	Length
9A649	1-1/16"	1/4"	10-3/8"
9A650	1-1/4"	5/16"	13-3/4"

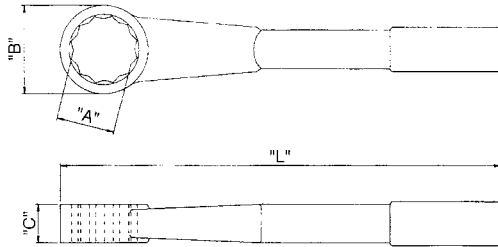


Barrel Pins

Part No.	Size	Overall Length	Length Of Taper	Point Size
9A611	7/16"	6"	2"	3/16"
9A613	11/16"	6"	2"	5/16"
9A635	15/16"	8"	2-1/2"	7/16"
9A636	1-1/16"	8"	2-1/2"	9/16"
9A637	1-3/16"	8"	2-1/2"	3/4"
9A638	1-5/16"	8"	2-1/2"	3/4"



Wrenches



Straight Handle Striking Face Box Wrenches ¹²Pt. – Heavy Duty

Black Industrial Finish

Part No.	A Nom. Size	B Dia. of Head	C Thickness of Head	L Overall Length
1832	1"	1-25/32"	5/8"	9-1/8"
1834	1-1/16"	1-25/32"	5/8"	9-1/8"
1836	1-1/8"	1-25/32"	5/8"	9-7/8"
1838	1-3/16"	2"	3/4"	10-1/4"
1840	1-1/4"	2"	3/4"	10-1/4"
1842	1-5/16"	2"	3/4"	10-1/4"
1844	1-3/8"	2-17/64"	7/8"	10-9/16"
1846	1-7/16"	2-17/64"	7/8"	10-7/16"
1848	1-1/2"	2-17/64"	7/8"	10-7/16"
1852	1-5/8"	2-31/64"	1"	11"
1854	1-11/16"	2-31/64"	1"	11"
1856	1-3/4"	2-21/32"	1-1/8"	11-5/16"
1858	1-13/16"	2-21/32"	1-1/8"	11-5/16"
1860	1-7/8"	2-21/32"	1-1/8"	11-5/16"
1864	2"	3-1/32"	1-1/4"	11-11/16"
1866	2-1/16"	3-7/32"	1-1/4"	11-11/16"
1868	2-1/8"	3-9/32"	1-3/8"	12"
1870	2-3/16"	3-9/32"	1-3/8"	12"
1872	2-1/4"	3-13/32"	1-1/2"	12-3/8"
1874	2-5/16"	3-13/32"	1-1/2"	12-3/8"
1876	2-3/8"	3-13/32"	1-1/2"	12-3/8"
1880	2-1/2"	3-3/4"	1-3/8"	12-11/16"
1882	2-9/16"	3-3/4"	1-3/8"	12-11/16"
1884	2-5/8"	3-3/4"	1-5/8"	12-11/16"
1888	2-3/4"	4-11/64"	1-3/4"	13-1/16"
1889	2-15/16"	4-23/64"	1-7/8"	13-7/16"
1889A	3"	4-31/64"	2"	13-13/16"
1890	3-1/8"	4-31/64"	2"	13-13/16"
1890A	3-3/8"	4-31/64"	2-1/4"	14-1/8"
1891	3-1/2"	4-31/64"	2-1/4"	14-1/8"
1891A	3-3/4"	5-25/64"	2-1/2"	14-1/2"
1892	3-7/8"	5-35/64"	2-1/2"	14-1/2"
1894	4-1/8"	6-1/2"	2-3/4"	16"
1895	4-1/4"	6-1/2"	2-3/4"	16"
1896	4-1/2"	7"	3"	18"
1897	4-5/8"	7"	3"	18"

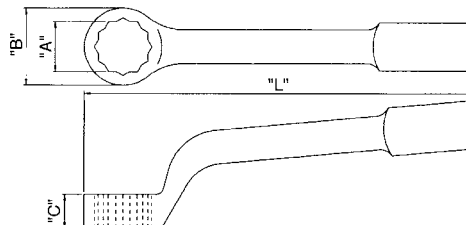




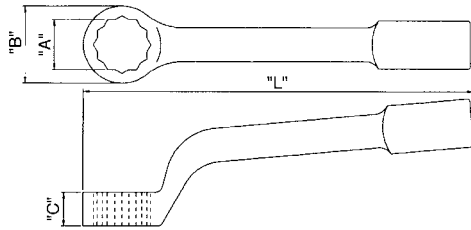
Offset Handle Striking Face Box Wrenches – 12 Pt.

Black Industrial Finish

Part No.	A Nom. Size	B Dia. of Head	C Thickness of Head	L Overall Length
1932	1"	1-3/4"	13/16"	10-1/2"
1934	1-1/16"	1-3/4"	13/16"	10-1/2"
1936	1-1/8"	1-3/4"	13/16"	10-1/2"
1938	1-3/16"	2"	13/16"	11"
1940	1-1/4"	2"	29/32"	11"
1942	1-5/16"	2"	29/32"	11"
1946	1-7/16"	2-3/8"	1"	11-1/2"
1948	1-1/2"	2-3/8"	1"	11-1/2"
1952	1-5/8"	2-1/2"	1-1/16"	12"
1954	1-11/16"	2-1/2"	1-1/16"	12"
1956	1-3/4"	2-7/8"	1-1/8"	12-1/2"
1958	1-13/16"	2-7/8"	1-1/8"	12-1/2"
1960	1-7/8"	2-7/8"	1-1/8"	12-1/2"
1962	1-15/16"	3"	1-1/4"	13"
1964	2"	3"	1-1/4"	13"
1968	2-1/8"	3-1/2"	1-3/8"	13-1/2"
1970	2-3/16"	3-1/2"	1-3/8"	13-1/2"
1972	2-1/4"	3-1/2"	1-3/8"	13-1/2"
1974	2-5/16"	3-23/32"	1-1/2"	14"
1976	2-3/8"	3-23/32"	1-1/2"	14"
1980	2-1/2"	4-5/16"	1-3/4"	15-1/4"
1982	2-9/16"	4-5/16"	1-3/4"	15-1/4"
1984	2-5/8"	4-5/16"	1-3/4"	15-1/4"
1988	2-3/4"	4-5/16"	1-3/4"	15-1/4"
1992	2-7/8"	4-13/16"	1-7/8"	16"
1989	2-15/16"	4-13/16"	2"	16-1/2"
1996	3"	4-13/16"	2"	16-1/2"
1997	3-1/8"	4-13/16"	2"	16-1/2"
19108	3-3/8"	6-1/4"	2-3/8"	18"
19112	3-1/2"	6-1/4"	2-3/8"	18"
19120	3-3/4"	6-1/4"	2-3/8"	18"
19124	3-7/8"	6-1/4"	2-3/8"	18"
19132	4-1/8"	6-1/4"	2-3/8"	18"
19136	4-1/4"	6-1/4"	2-3/8"	18"



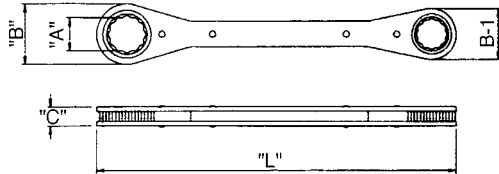
Wrenches



Metric Offset Handle Striking Face Box Wrenches – 12 Pt.

Black Industrial Finish

Part No.	A Nom. Size	B Dia. of Head	C Thickness of Head	L Overall Length
19-32mm	32mm	50.80	23.02	279.40
19-36mm	36mm	60.33	25.40	292.10
19-41mm	41mm	63.50	26.99	304.80
19-46mm	46mm	73.03	28.58	317.50
19-50mm	50mm	76.20	31.75	330.20
19-55mm	55mm	88.90	34.93	342.90
19-60mm	60mm	94.45	38.10	355.60
19-65mm	65mm	109.54	44.45	387.35
19-70mm	70mm	109.54	44.45	387.35
19-75mm	75mm	122.24	50.80	419.10
19-80mm	80mm	122.24	50.80	419.10



Metric Ratcheting Box Wrenches – 12 Pt.

Part No.	A Nom. Size	B	B-1	C	L
9416	7 x 8mm	16.27	15.48	9.53	107.95
9417	9 x 10mm	22.62	19.84	9.53	139.70
9418	11 x 12mm	32.54	25.40	12.70	171.45
9419	13 x 14mm	32.54	25.40	12.70	171.45
9421	15 x 17mm	36.51	32.94	12.70	203.20
9422	16 x 18mm	36.51	32.94	12.70	203.20
9423	19 x 21mm	40.08	35.72	12.70	234.95

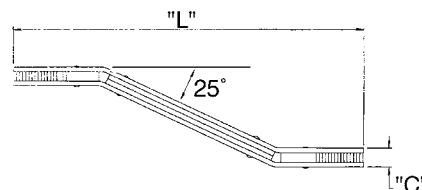
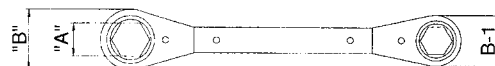


Wrenches



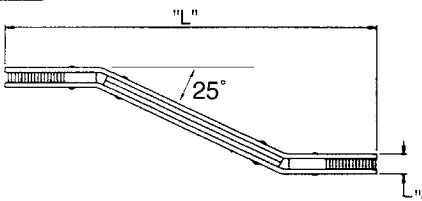
Metric Offset Ratcheting Box Wrenches – 12 Pt. Reversible

Part No.	A Nom. Size	B	B-1	C	L
9431	7 x 8mm	15.88	15.08	4.25	107.95
9432	9 x 10mm	22.23	19.84	7.94	136.53
9434	11 x 12mm	29.37	25.40	7.94	171.45
9435	13 x 14mm	29.37	25.40	7.94	171.45



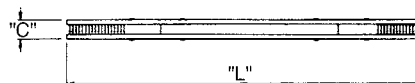
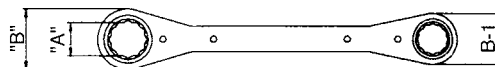
Metric Offset Ratcheting Box Wrenches – 12 Pt. Reversible

Part No.	A Nom. Size	B	B-1	C	L
9436	15 x 17mm	36.51	32.54	9.53	203.20
9437	16 x 18mm	36.51	32.54	9.53	206.38
9438	19 x 21mm	39.69	35.72	9.53	231.76

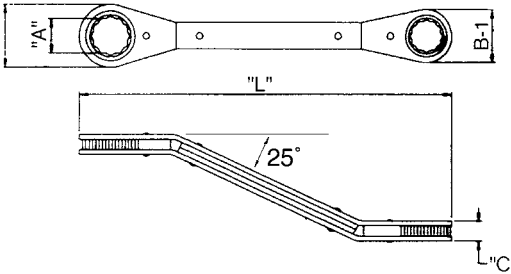


Ratcheting Box Wrenches – 12 Pt.

Part No.	A Nom. Size	B	B-1	C	L
9381	1/4 x 5/16"	5/8"	19/32"	5/16"	4-1/4"
9382	3/8 x 7/16"	7/8"	25/32"	5/16"	5-1/2"
9383	1/2 x 9/16"	1-5/32"	1-1/16"	1/2"	6-7/8"
9383A	9/16 x 3/4"	1-7/16"	1-19/64"	1/2"	8-1/8"
9383B	9/16 x 5/8"	1-7/16"	1-19/64"	1/2"	8-1/8"
9384	5/8 x 11/16"	1-7/16"	1-9/32"	1/2"	8"
9385	5/8 x 3/4"	1-7/16"	1-9/32"	1/2"	8"
9386	3/4 x 7/8"	1-9/16"	1-13/32"	1/2"	9-1/4"
9387	13/16 x 15/16"	1-5/8"	1-7/16"	–	9-1/4"
9390	1 x 1-1/16"	2-1/4"	1-29/32"	1/2"	15"
9388	1-1/16 x 1-1/4"	1-7/8"	1-3/4"	–	15"
9389	1-1/8 x 1-1/4"	1-15/16"	1-3/4"	–	15"

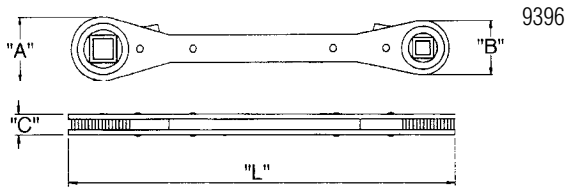


Wrenches



Offset Ratcheting Box Wrenches – 12 Pt. Reversible

Part No.	A Nom. Size	B	B-1	C	L
9424	1/4 x 5/16"	21/32"	19/32"	5/16"	4-1/4"
9425	3/8 x 7/16"	7/8"	25/32"	5/16"	5-1/2"
9426	1/2 x 9/16"	1-5/32"	1-1/32"	3/8"	6-1/2"
9427	5/8 x 11/16"	1-7/16"	1-9/32"	3/8"	7-7/8"
9428	3/4 x 7/8"	1-9/16"	1-13/32"	3/8"	8-3/4"

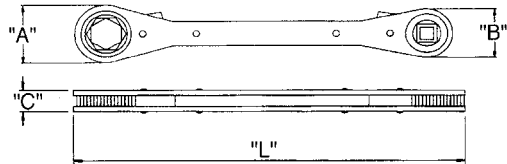


9396

Air Conditioning & Refrigeration Ratcheting Box Wrenches, Reversible

These 4 sizes in 1 ratchets are specifically designed for servicing automotive, commercial and home air conditioners, refrigeration units and freezers. They have the "finger tip" reversing feature on both ends.

Part No.	Description	A	B	C	L
9396	1/4"-3/16" Sq. x 3/8"-5/16" Sq.	29/32"	25/32"	5/16"	5-5/8"
9397	1/4"-3/16" Sq. x 9/16"-1/2" Hex	1-9/64"	1"	3/8"	7"



9397



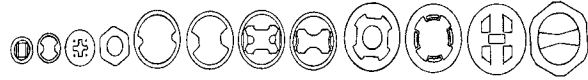
Wrenches



Drum Cap Opening Tool

Part No.	Description
----------	-------------

9005	Drum Cap Opening Tool Fits 55 and 30 gallon drums. Removes "screw-in" style plugs (caps) for most steel and plastic drums with large and small plugs. Handy, built-in "two-hand" twist handle easily helps open the tightest plugs. Fits all twelve (12) drum plugs (bungs) illustrated below. Packed bulk-weight 3.0 Lbs. each.
------	---



Sockets, Ratchets & Attachments



Wright sockets feature the patented Wright Drive, which provides more torque with less fastener damage. Wright's wide range of ratchets meet your every need: double-pawl ratchets in 3/8" and 1/2" drives provide ruggedness, extra strength, durability and fine tooth action. We also have the handles and attachments you're looking for—from extensions and spinners to universals, flex handles and the exclusive twin flex.

! C a u t i o n !

- *Always wear safety goggles when working with tools.*
- *Do not use sockets or drives with impact or power tools. Such use can result in tool damage and injury.*
- *Do not use extensions or pipes to increase ratchet leverage.*



**12 Pieces – 6 Pt. Standard Socket Set
Set No. 212**

Part No.	Description	Part No.	Description
2006	3/16"	2014	7/16"
2007	7/32"	2016	1/2"
2008	1/4"	2492	Ratchet
2009	9/32"	2402	2" Extension
2010	5/16"	2441	Spinner
2011	11/32"	11	Metal Box
2012	3/8"		



**18 Pieces – 6 Pt. Standard & Special 8 Pt. Standard Socket Set
Set No. 218**

Part No.	Description	Part No.	Description
6 Pt. Standard Sockets			
2006	3/16"	2011	11/32"
2007	7/32"	2012	3/8"
2008	1/4"	2014	7/16"
2009	9/32"	2016	1/2"
2010	5/16"		
Special 8 Pt. Standard Sockets			
2308	1/4"	2312	3/8"
2310	5/16"		
Attachments			
2492	Ratchet	2441	Spinner
2402	2" Extension	2475	Universal
2406	6" Extension	11	Metal Box
2435	Flex Handle		



**23 Pieces – 6 Pt. Standard & Deep Socket Set
Set No. 223**

Part No.	Description	Part No.	Description
6 Pt. Standard Sockets			
2005	5/32"	2010	5/16"
2006	3/16"	2011	11/32"
2007	7/32"	2012	3/8"
2008	1/4"	2014	7/16"
2009	9/32"	2016	1/2"
6 Pt. Deep Sockets			
2506	3/16"	2511	11/32"
2508	1/4"	2512	3/8"
2509	9/32"	2514	7/16"
2510	5/16"	2516	1/2"
Attachments			
2492	Ratchet	2441	Spinner
2402	2" Extension	2475	Universal
2406	6" Extension	13	Metal Box



1/4"



Sockets, Ratchets & Attachments



**35 Pieces – 6, 12 & Special 8 Pt. Standard Socket, 6 & 12 Pt. Deep Socket & Screwdriver Socket with Bit Set
Set No. 236**

Part No.	Description	Part No.	Description
6 Pt. Standard Sockets			
2006	3/16"	2011	11/32"
2007	7/32"	2012	3/8"
2008	1/4"	2014	7/16"
2009	9/32"	2016	1/2"
2010	5/16"		
12 Pt. Standard Socket			
2118	9/16"		
Special 8 Pt. Standard Sockets			
2308	1/4"	2312	3/8"
2310	5/16"		
6 Pt. Deep Sockets			
2506	3/16"	2511	11/32"
2507	7/32"	2512	3/8"
2508	1/4"	2514	7/16"
2509	9/32"	2516	1/2"
2510	5/16"		
12 Pt. Deep Socket			
2618	9/16"		
Screwdriver Sockets with Bits			
2260 (9204)	3/16"	2265 (9200)	#1
2261 (9205)	1/4"	2266 (9201)	#2
2263 (9203)	23/64"		
Attachments			
2492	Ratchet	2435	Flex handle
2402	2" Extension	2441	Spinner
2404	4" Extension	2475	Universal
2406	6" Extension	13	Metal Box



**10 Pieces – 6 Pt. Standard Socket Set
Set No. 200**

Part No.	Description	Part No.	Description
2005	5/32"	2011	11/32"
2006	3/16"	2012	3/8"
2007	7/32"	2014	7/16"
2008	1/4"	2016	1/2"
2009	9/32"	W008	Rail
2010	5/16"	W2	10 Clips

1/4"



Sockets, Ratchets & Attachments



10 Pieces – 12 Pt. Standard Socket Set Set No. 209

Part No.	Description	Part No.	Description
2106	3/16"	2112	3/8"
2107	7/32"	2114	7/16"
2108	1/4"	2116	1/2"
2109	9/32"	2118	9/16"
2110	5/16"	W008	Rail
2111	11/32"	W2	10 Clips



9 Pieces – 6 Pt. Deep Socket Set Set No. 208

Part No.	Description	Part No.	Description
2506	3/16"	2512	3/8"
2507	7/32"	2514	7/16"
2508	1/4"	2516	1/2"
2509	9/32"	W008	Rail
2510	5/16"	W2	9 Clips
2511	11/32"		



10 Pieces – 12 Pt. Deep Socket Set Set No. 210

Part No.	Description	Part No.	Description
2606	3/16"	2612	3/8"
2607	7/32"	2614	7/16"
2608	1/4"	2616	1/2"
2609	9/32"	2618	9/16"
2610	5/16"	W008	Rail
2611	11/32"	W2	10 Clips



Sockets, Ratchets & Attachments



17 Pieces – ⑥ Pt. Standard Metric Socket Set Set No. 221

Part No.	Description	Part No.	Description
20-04mm	4mm	20-12mm	12mm
20-05mm	5mm	20-13mm	13mm
20-5.5mm	5.5mm	20-14mm	14mm
20-06mm	6mm	2492	Ratchet
20-07mm	7mm	2402	2" Extension
20-08mm	8mm	2406	6" Extension
20-09mm	9mm	2441	Spinner
20-10mm	10mm	2475	Universal
20-11mm	11mm	12	Metal Box



23 Pieces – ⑥ Pt. Standard & Deep Metric Socket Set Set No. 224

Part No.	Description	Part No.	Description
6 Pt. Standard Metric Sockets			
20-05mm	5mm	20-10mm	10mm
20-06mm	6mm	20-11mm	11mm
20-07mm	7mm	20-12mm	12mm
20-08mm	8mm	20-13mm	13mm
20-09mm	9mm		
6 Pt. Deep Metric Sockets			
25-05mm	5mm	25-10mm	10mm
25-06mm	6mm	25-11mm	11mm
25-07mm	7mm	25-12mm	12mm
25-08mm	8mm	25-13mm	13mm
25-09mm	9mm		
Attachments			
2492	Ratchet	2441	Spinner
2402	2" Extension	2475	Universal
2406	6" Extension	13	Box



11 Pieces – ⑥ Pt. Standard Metric Socket Set Set No. 256

Part No.	Description	Part No.	Description
20-04mm	4mm	20-11mm	11mm
20-05mm	5mm	20-12mm	12mm
20-06mm	6mm	20-13mm	13mm
20-07mm	7mm	20-14mm	14mm
20-08mm	8mm	W108	Rail
20-09mm	9mm	W2	11 Clips
20-10mm	10mm		

1/4"



Sockets, Ratchets & Attachments



**9 Pieces – ⑥ Pt. Deep Metric Socket Set
Set No. 257**

Part No.	Description	Part No.	Description
25-05mm	5mm	25-11mm	11mm
25-06mm	6mm	25-12mm	12mm
25-07mm	7mm	25-13mm	13mm
25-08mm	8mm	W108	Rail
25-09mm	9mm	W2	9 Clips
25-10mm	10mm		



**11 Pieces – Hex Bit Socket Set
Set No. 205**

Part No.	Description	Part No.	Description
2202	1/16"	2210	3/16"
2203	5/64"	2212	7/32"
2204	3/32"	2214	1/4"
2205	7/64"	2218	5/16"
2206	1/8"	W008	Rail
2207	9/64"	W2	11 Clips
2208	5/32"		



**5 Pieces – ⑫ Pt. Standard Universal Socket Set
Set No. 207**

Part No.	Description	Part No.	Description
2708	1/4"	2716	1/2"
2710	5/16"	W008	Rail
2712	3/8"	W2	5 Clips
2714	7/16"		



Sockets, Ratchets & Attachments



2426



2492

Ratchets

- Wright ratchets are engineered to be both strong and compact. While 1/4" drive ratchets are generally used in low torque applications, Wright ratchets are actually at home in the world of high torque.
- Compact design – standard head 25/32" – heavy duty head 1-5/64".
- Precision machined 45 tooth action – works in the tightest places. One-piece kit is easily removed for inspection and lubrication.
- Contour handle for a comfortable grip.

Part No.	Description
2426	Ratchet – 45 teeth, 4-3/4" – Single Pawl, Swing arc 3/4"
2492*	Heavy Duty Ratchet – 45 Teeth, 5-1/4", Contour Handle (Head diameter only 1-5/64". Swing arc 1".)

*2492 ratchet is a single pawl, heavy-duty, round head ratchet that is superior in strength and durability.



2495

Flex Head Ratchets

Head diameter only 25/32". Handle swings in 3/4" arc to get the next bite. Works in the tightest places. 45 teeth. Seven place indexing flex head.

Part No.	Description
2495	Ratchet – 45 teeth - 5-1/2", Swing arc 3/4" (Contour Grip) Single Pawl



32426

Black Industrial Finish Ratchet

Part No.	Description
32426	1/4" Drive Ratchet, 4-3/4", Swing arc 3/4"



2401



2493

Renewal Kits

One piece, foolproof. Simply remove the snap ring and drop a new kit into place. On the spot repairs. Extends the life of the ratchet.

Part No.	Description
2401	1/4" Drive Ratchet Renewal Kit for 2426 and 2495
2493	Renewal Kit for 2492
32401	1/4" Drive Black Renewal Kit for 32426

NOTE: When cleaning your ratchet lubricate with light oil only.

1/4"



Sockets, Ratchets & Attachments



Flex Handle

Like all Wright flex joints, the square is assembled with steel pin and tension washer. Smoother friction in joint, eliminating binding. Better chrome plating because parts are plated individually before assembly. Eliminates rust. Seven place indexing flex head.



2435

Part No. Description

2435	Flex Handle – 5"
------	------------------

Extensions

Part No. Description Part No. Description

2402	2" Extension	2410	10" Extension
2404	4" Extension	2414	14" Extension
2406	6" Extension		



Spinner

Spinner handle with plastic grip.

Part No. Description

2441	Spinner – 6" (not pictured)
2442	Spinner with female end - 6"



1/4"



Sockets, Ratchets & Attachments



Adaptor

Part No.	Description	Length
2453	1/4" F x 3/8" M	1"



Locking Adaptor

Part No.	Description
2413	Set Screw – Locking Adaptor 1/4" F x 1/4" M, 1-11/16" Long



Speeder

Part No.	Description
2445	Speeder 14-1/2" long



Universal

Built-in spring tension for easy application to nut. No binding or locked joints; no sharp corners.

Part No.	Description
2475	Universal 1-5/16" long

1/4"



Sockets, Ratchets & Attachments



⑥ Pt. Standard Sockets

Part No.	Nom. Size	Shape	L	Ds	Dd	Bd
2005	5/32"	I	7/8"	17/64"	7/16"	5/32"
2006	3/16"	I	7/8"	19/64"	7/16"	3/32"
2007	7/32"	I	7/8"	11/32"	7/16"	7/64"
2008	1/4"	I	7/8"	23/64"	7/16"	1/8"
2009	9/32"	I	7/8"	13/32"	7/16"	9/64"
2010	5/16"	II	7/8"	15/32"	—	9/64"
2011	11/32"	II	7/8"	31/64"	—	5/32"
2012	3/8"	II	7/8"	17/32"	—	5/32"
2014	7/16"	II	7/8"	39/64"	—	7/32"
2016	1/2"	II	7/8"	43/64"	—	17/64"



⑥ Pt. Standard Metric Sockets

Part No.	Nom. Size	Shape	L	Ds	Dd	Bd
20-04mm	4mm	I	22.23	7.14	11.90	4.76
20-05mm	5mm	I	22.23	8.33	12.70	3.97
20-5.5mm	5.5mm	I	22.23	8.73	11.90	7.14
20-06mm	6mm	I	22.23	9.92	12.70	3.97
20-07mm	7mm	I	22.23	10.41	11.23	3.97
20-08mm	8mm	II	22.23	12.70	—	3.97
20-09mm	9mm	II	22.23	12.45	—	4.36
20-10mm	10mm	II	22.23	15.08	—	5.95
20-11mm	11mm	II	22.23	15.88	—	5.95
20-12mm	12mm	II	22.23	16.67	—	7.14
20-13mm	13mm	II	22.23	17.46	—	7.54
20-14mm	14mm	II	24.60	19.05	—	9.53



⑥ Pt. Deep Sockets

Part No.	Nom. Size	Shape	L	Ds	Dd	Bd
2506	3/16"	I	1-15/16"	5/16"	15/32"	3/16"
2507	7/32"	I	2"	11/32"	15/32"	7/64"
2508	1/4"	I	2"	3/8"	7/16"	1/8"
2509	9/32"	I	2"	13/32"	7/16"	9/64"
2510	5/16"	II	2"	7/16"	—	9/64"
2511	11/32"	II	2"	31/64"	—	5/32"
2512	3/8"	II	2"	17/32"	—	5/32"
2514	7/16"	II	2"	39/64"	—	7/32"
2516	1/2"	II	2"	43/64"	—	17/64"



Refer to socket dimensional drawings on page 111.

Wright Drive® 6 Pt. & 12 Pt. design sockets and combination wrenches give ten times more fastener contact area than conventional designs.

1/4"



Sockets, Ratchets & Attachments



⑥ Pt. Deep Metric Sockets

Part No.	Nom. Size	Shape	L	Ds	Dd	Bd
25-04mm	4mm	I	50.30	7.14	11.90	2.38
25-05mm	5mm	I	50.30	8.33	12.70	5.55
25-06mm	6mm	I	50.30	9.53	12.70	6.35
25-07mm	7mm	I	50.80	10.41	11.23	10.32
25-08mm	8mm	II	50.80	12.70	-	10.32
25-09mm	9mm	II	50.80	12.45	-	11.51
25-10mm	10mm	II	50.80	14.68	-	13.10
25-11mm	11mm	II	50.80	15.86	-	13.89
25-12mm	12mm	II	50.80	16.67	-	15.06
25-13mm	13mm	II	50.80	18.25	-	17.86



⑧ Pt. Standard Sockets

Part No.	Nom. Size	Shape	L	Ds	Dd	Bd
2308	1/4"	II	15/16"	7/16"	-	1/8"
2310	5/16"	II	15/16"	9/16"	-	9/64"
2312	3/8"	II	15/16"	5/8"	-	5/32"

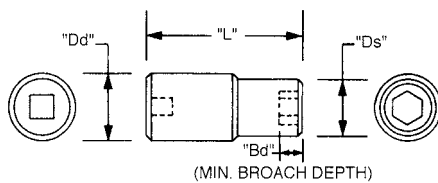
1/4"



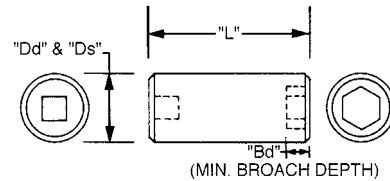
Sockets, Ratchets & Attachments

Wright Drive® 6 Pt. & 12 Pt. design sockets and combination wrenches give ten times more fastener contact area than conventional designs.

Shape I



Shape II





12 Pt. Standard Sockets

Part No.	Nom. Size	Shape	L	Ds	Dd	Bd
2106	3/16"	I	1"	15/16"	7/16"	3/32"
2107	7/32"	I	1"	11/32"	7/16"	7/64"
2108	1/4"	I	1"	3/8"	7/16"	1/8"
2109	9/32"	I	1"	7/16"	—	9/64"
2110	5/16"	II	1"	15/32"	—	9/64"
2111	11/32"	II	1"	1/2"	—	5/32"
2112	3/8"	II	1"	35/64"	—	5/32"
2114	7/16"	II	1"	39/64"	—	7/32"
2116	1/2"	II	1"	43/64"	—	17/64"
2118	9/16"	II	1"	3/4"	—	21/64"



12 Pt. Deep Sockets

Part No.	Nom. Size	Shape	L	Ds	Dd	Bd
2606	3/16"	I	2-1/32"	5/16"	7/16"	3/32"
2607	7/32"	I	2-1/32"	11/32"	7/16"	7/64"
2608	1/4"	I	2-1/32"	7/16"	—	3/16"
2609	9/32"	II	2-1/32"	15/32"	—	7/32"
2610	5/16"	II	2-1/32"	15/32"	—	7/32"
2611	11/32"	II	2-1/32"	1/2"	—	1/4"
2612	3/8"	II	2-1/32"	35/64"	—	1/4"
2614	7/16"	II	2-1/32"	39/64"	—	9/32"
2616	1/2"	II	2-1/32"	43/64"	—	5/16"
2618	9/16"	II	2-1/32"	3/4"	—	5/16"



12 Pt. Flex Sockets

Part No.	Nom. Size	Shape	L	Ds	Dd	Bd
2708	1/4"	III	1-7/32"	3/8"	1/2"	13/64"
2710	5/16"	III	1-5/16"	15/32"	1/2"	1/4"
2712	3/8"	III	1-3/8"	35/64"	1/2"	17/64"
2714	7/16"	III	1-7/16"	39/64"	1/2"	11/32"
2716	1/2"	III	1-15/32"	43/64"	1/2"	23/64"



Refer to socket dimensional drawings on page 113.

Wright Drive® 6 Pt. & 12 Pt. design sockets and combination wrenches give ten times more fastener contact area than conventional designs.

1/4"



Sockets, Ratchets & Attachments



12 Pt. Standard Sockets

Black Industrial Finish

Part No.	Nom. Size	Shape	L	Ds	Dd	Bd
32106	3/16"	I	1"	5/16"	7/16"	3/32"
32107	7/32"	I	1"	11/32"	7/16"	7/64"
32108	1/4"	I	1"	3/8"	7/16"	1/8"
32109	9/32"	I	1"	7/16"	—	9/64"
32110	5/16"	II	1"	15/32"	—	9/64"
32111	11/32"	II	1"	1/2"	—	5/32"
32112	3/8"	II	1"	35/64"	—	5/32"
32114	7/16"	II	1"	39/64"	—	7/32"
32116	1/2"	II	1"	43/64"	—	17/64"
32118	9/16"	II	1"	3/4"	—	21/64"

For Hand Use Only



12 Pt. Deep Sockets

Black Industrial Finish

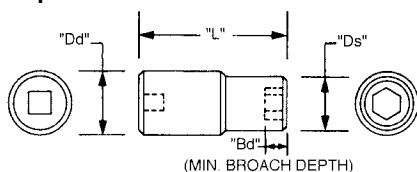
Part No.	Nom. Size	Shape	L	Ds	Dd	Bd
32606	3/16"	I	2-1/32"	5/16"	7/16"	3/32"
32607	7/32"	I	2-1/32"	11/32"	7/16"	7/64"
32608	1/4"	I	2-1/32"	3/8"	7/16"	3/16"
32609	9/32"	II	2-1/32"	7/16"	—	7/32"
32610	5/16"	II	2-1/32"	15/32"	—	7/32"
32611	11/32"	II	2-1/32"	1/2"	—	1/4"
32612	3/8"	II	2-1/32"	35/64"	—	1/4"
32614	7/16"	II	2-1/32"	39/64"	—	9/32"
32616	1/2"	II	2-1/32"	43/64"	—	5/16"
32618	9/16"	II	2-1/32"	3/4"	—	5/16"

For Hand Use Only

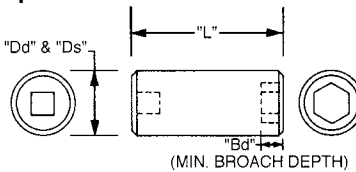
1/4" Sockets, Ratchets & Attachments

Wright Drive® 6 Pt. & 12 Pt. design sockets and combination wrenches give ten times more fastener contact area than conventional designs.

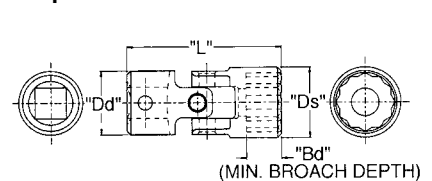
Shape I



Shape II



Shape III



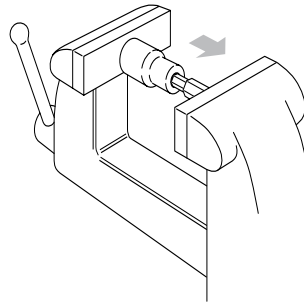


Hex Bit Sockets and Replacement Hex Bits

Part No.	Nom. Size	Socket Dia.	Overall Length	Replacement Bit Part No.	Bit Length
2202	1/16"	1/2"	1-15/16"	2202B	1-9/16"
2203	5/64"	1/2"	1-15/16"	2203B	1-5/16"
2204	3/32"	1/2"	1-15/16"	2204B	1-5/16"
2205	7/64"	1/2"	1-15/16"	2205B	1-5/16"
2206	1/8"	1/2"	1-15/16"	2206B	1-23/64"
2207	9/64"	1/2"	1-15/16"	2207B	1-21/64"
2208	5/32"	1/2"	1-15/16"	2208B	1-11/32"
2210	3/16"	1/2"	1-15/16"	2210B	1-11/32"
2212	7/32"	1/2"	1-15/16"	2212B	1-21/64"
2214	1/4"	1/2"	1-15/16"	2214B	1-11/32"
2218	5/16"	1/2"	2-1/16"	3210B	1-29/64"

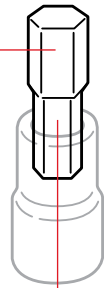


Replacement Hex Bit



The design allows easy replacement of a broken bit. After driving out the remaining piece, simply press the new bit in using a bench vise.

Nominal Bit Size



Shank

Standard Screwdriver Sockets with Bits and Replacement Bits

Part No.	Nom. Size	Socket Dia.	Overall Length	Replacement Bit Part No.	Bit Length
2260	3/16"	1/2"	1-5/8"	2260B	1"
2261	1/4"	1/2"	1-5/8"	2261B	1"
2263	23/64"	1/2"	1-5/8"	2263B	1"



Replacement Screwdriver Bit

1/4" Sockets, Ratchets & Attachments



Replacement Phillips
Screwdriver Bit

Phillips Screwdriver Sockets with Bits and Replacement Bits

Part No.	Nom. Size	Overall Length	Replacement Bit Part No.	Bit Length
2265	#1	1-5/8"	2265B	1"
2266	#2	1-5/8"	2266B	1"



Replacement Long Phillips
Screwdriver Bit

Long Phillips Screwdriver Sockets with Bits and Replacement Bits

Part No.	Nom. Size	Overall Length	Replacement Bit Part No.	Bit Length
2267	#1	2-1/8"	2267B	2"
2268	#2	2-5/8"	2268B	2"

1/4"



Sockets, Ratchets & Attachments



Torx Sockets

Part No.	Dr. Sq. Size	Shape	Head Size	L	Ds	Dd
9250	1/4"	I	E-6	1-1/16"	5/16"	1/2"
9251	1/4"	I	E-7	1-1/16"	3/8"	1/2"
9252	1/4"	I	E-8	1-1/16"	13/32"	1/2"



Torx Bits

Part No.	Hex Size	Shape	Bit Size	L
9271	1/4"	II	T-8	1"
9272	1/4"	II	T-10	1"
9273	1/4"	II	T-15	1"
9274	1/4"	II	T-20	1"
9275	1/4"	II	T-25	1"
9276	1/4"	II	T-27	1"
9277	1/4"	II	T-30	1"



Bit Holders

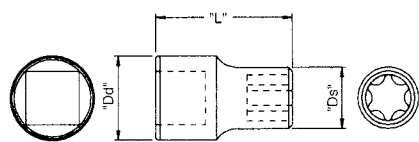
Part No.	Dr. Sq. Size	Shape	Head Size	L	Ds	Dd
9280	1/4"	III	1/4"	1"	1/2"	1/2"



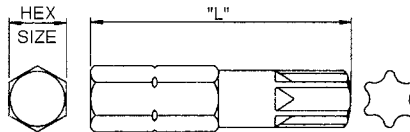
1/4"

Sockets, Ratchets & Attachments

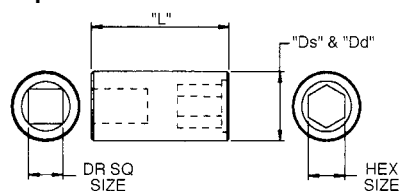
Shape I



Shape II



Shape III





**56 Pieces – 12 Pt. Standard Socket, 6 & 12 Pt. Deep Socket, 12 Pt. Flex Socket, Special 8 Pt. Standard Socket, Hex Bit Socket, & Phillips & Standard Screwdriver Socket with Bit Set
Set No. 348**

Part No.	Description	Part No.	Description
12 Pt. Standard Sockets			
3108	1/4"	3122	11/16"
3110	5/16"	3124	3/4"
3112	3/8"	3126	13/16"
3114	7/16"	3128	7/8"
3116	1/2"	3130	15/16"
3118	9/16"	3132	1"
3120	5/8"		
6 Pt. Deep Sockets			
3508	1/4"	3510	5/16"
12 Pt. Deep Sockets			
3612	3/8"	3624	3/4"
3614	7/16"	3626	13/16"
3616	1/2"	3628	7/8"
3618	9/16"	3630	15/16"
3620	5/8"	3632	1"
3622	11/16"		
12 Pt. Flex Sockets			
3712	3/8"	3720	5/8"
3714	7/16"	3722	11/16"
3716	1/2"	3724	3/4"
3718	9/16"		
Special 8 Pt. Standard Sockets			
3308	1/4"	3314	7/16"
3310	5/16"	3316	1/2"
3312	3/8"		
Hex Bit Sockets			
3204	1/8"	3208	1/4"
3205	5/32"	3210	5/16"
3206	3/16"	3212	3/8"
3207	7/32"		
Phillips Screwdriver Socket with Bit			
3266	#2	3268	#4
3267	#3		
Standard Screwdriver Socket with Bit			
3260	1/4"		
Attachments			
3426	Ratchet	3435	Flex Handle
3403	3" Extension	3475	Universal
3405	5" Extension	3443	Sliding T
3412	12" Extension	WT528	Metal Box

3/8"



Sockets, Ratchets & Attachments



32 Pieces – 12 Pt. Standard & Deep Socket, Special 8 Pt. Standard Socket & 12 Pt. Flex Sockets Set Set No. 346

Part No.	Description	Part No.	Description
12 Pt. Standard Sockets			
3112	3/8"	3122	11/16"
3114	7/16"	3124	3/4"
3116	1/2"	3126	13/16"
3118	9/16"	3128	7/8"
3120	5/8"		
12 Pt. Deep Sockets			
3612	3/8"	3622	11/16"
3614	7/16"	3624	3/4"
3616	1/2"	3626	13/16"
3618	9/16"	3628	7/8"
3620	5/8"		
Special 8 Pt. Standard Sockets			
3308	1/4"	3312	3/8"
3310	5/16"		
12 Pt. Flex Sockets			
3714	7/16"	3720	5/8"
3716	1/2"	3724	3/4"
3718	9/16"		
Attachments			
3426	Ratchet	3412	12" Extension
3403	3" Extension	3435	Flex Handle
3405	5" Extension	3475	Universal
98	Metal Box		



31 Pieces – 6 Pt. Standard & Deep Socket Set Set No. 339

Part No.	Description	Part No.	Description
6 Pt. Standard Sockets			
3008	1/4"	3022	11/16"
3010	5/16"	3024	3/4"
3012	3/8"	3026	13/16"
3014	7/16"	3028	7/8"
3016	1/2"	3030	15/16"
3018	9/16"	3032	1"
3020	5/8"		
6 Pt. Deep Sockets			
3508	1/4"	3522	11/16"
3510	5/16"	3524	3/4"
3512	3/8"	3526	13/16"
3514	7/16"	3528	7/8"
3516	1/2"	3530	15/16"
3518	9/16"	3532	1"
3520	5/8"		
Attachments			
3426	Ratchet	3435	Flex Handle
3403	3" Extension	3475	Universal
3405	5" Extension	98	Metal Box



3/8"



Sockets, Ratchets & Attachments



29 Pieces – 12 Pt. Standard & Deep Socket Set Set No. 340

Part No.	Description	Part No.	Description
12 Pt. Standard Sockets			
3108	1/4"	3122	11/16"
3110	5/16"	3124	3/4"
3112	3/8"	3126	13/16"
3114	7/16"	3128	7/8"
3116	1/2"	3130	15/16"
3118	9/16"	3132	1"
3120	5/8"		
12 Pt. Deep Sockets			
3612	3/8"	3624	3/4"
3614	7/16"	3626	13/16"
3616	1/2"	3628	7/8"
3618	9/16"	3630	15/16"
3620	5/8"	3632	1"
3622	11/16"		
Attachments			
3426	Ratchet	3435	Flex Handle
3403	3" Extension	3475	Universal
3405	5" Extension	98	Metal Box



21 Pieces – 6 Pt. Standard & Deep Socket Set Set No. 337

Part No.	Description	Part No.	Description
6 Pt. Standard Sockets			
3012	3/8"	3022	11/16"
3014	7/16"	3024	3/4"
3016	1/2"	3026	13/16"
3018	9/16"	3028	7/8"
3020	5/8"		
6 Pt. Deep Sockets			
3512	3/8"	3522	11/16"
3514	7/16"	3524	3/4"
3516	1/2"	3526	13/16"
3518	9/16"	3528	7/8"
3520	5/8"		
Attachments			
3426	Ratchet	3435	Flex Handle
3405	5" Extension	W416	Metal Box

3/8"



Sockets, Ratchets & Attachments



**21 Pieces – 12 Pt. Standard & Deep Socket Set
Set No. 338**

Part No.	Description	Part No.	Description
12 Pt. Standard Sockets			
3112	3/8"	3122	11/16"
3114	7/16"	3124	3/4"
3116	1/2"	3126	13/16"
3118	9/16"	3128	7/8"
3120	5/8"		
12 Pt. Deep Sockets			
3612	3/8"	3622	11/16"
3614	7/16"	3624	3/4"
3616	1/2"	3626	13/16"
3618	9/16"	3628	7/8"
3620	5/8"		
Attachments			
3426	Ratchet	3435	Flex Handle
3405	5" Extension	W416	Metal Box

**14 Pieces – 12 Pt. Standard Socket Set
Set No. 334**

Part No.	Description	Part No.	Description
3112	3/8"	3128	7/8"
3114	7/16"	3426	Ratchet, Knurled Grip
3116	1/2"	3403	3" Extension
3118	9/16"	3412	12" Extension
3120	5/8"	3435	Flex Handle
3122	11/16"	3475	Universal
3124	3/4"	W417	Metal Box
3126	13/16"		

**14 Pieces – 6 Pt. Standard Socket Set
Set No. 335**

Part No.	Description	Part No.	Description
3012	3/8"	3028	7/8"
3014	7/16"	3426	Ratchet
3016	1/2"	3403	3" Extension
3018	9/16"	3405	5" Extension
3020	5/8"	3435	Flex Handle
3022	11/16"	3475	Universal
3024	3/4"	W408	Metal Box
3026	13/16"		



3/8"



Sockets, Ratchets & Attachments



13 Pieces – ⑥ Pt. Standard Socket Set Set No. 329

Part No.	Description	Part No.	Description
3012	3/8"	3026	13/16"
3014	7/16"	3028	7/8"
3016	1/2"	3426	Ratchet
3018	9/16"	3405	5" Extension
3020	5/8"	3435	Flex Handle
3022	11/16"	3475	Universal
3024	3/4"	W408	Metal Box



13 Pieces – ⑫ Pt. Standard Socket Set Set No. 330

Part No.	Description	Part No.	Description
3112	3/8"	3126	13/16"
3114	7/16"	3128	7/8"
3116	1/2"	3426	Ratchet
3118	9/16"	3405	5" Extension
3120	5/8"	3435	Flex Handle
3122	11/16"	3475	Universal
3124	3/4"	W408	Metal Box



11 Pieces – ⑥ Pt. Standard Socket Set Set No. 327

Part No.	Description	Part No.	Description
3012	3/8"	3024	3/4"
3014	7/16"	3026	13/16"
3016	1/2"	3028	7/8"
3018	9/16"	3426	Ratchet
3020	5/8"	3405	5" Extension
3022	11/16"	W408	Metal Box

3/8"



Sockets, Ratchets & Attachments



**11 Pieces – 12 Pt. Standard Socket Set
Set No. 328**

Part No.	Description	Part No.	Description
3112	3/8"	3124	3/4"
3114	7/16"	3126	13/16"
3116	1/2"	3128	7/8"
3118	9/16"	3426	Ratchet
3120	5/8"	3405	5" Extension
3122	11/16"	W408	Metal Box



**11 Pieces – 6 Pt. Standard Socket Set
Set No. 312**

Part No.	Description	Part No.	Description
3008	1/4"	3022	11/16"
3010	5/16"	3024	3/4"
3012	3/8"	3026	13/16"
3014	7/16"	3028	7/8"
3016	1/2"	W010	Rail
3018	9/16"	W3	11 Clips
3020	5/8"		



**9 Pieces – 6 Pt. Deep Socket Set
Set No. 304**

Part No.	Description	Part No.	Description
3512	3/8"	3524	3/4"
3514	7/16"	3526	13/16"
3516	1/2"	3528	7/8"
3518	9/16"	W010	Rail
3520	5/8"	W3	9 Clips
3522	11/16"		



3/8"

Sockets, Ratchets & Attachments



10 Pieces – 12 Pt. Standard Socket Set Set No. 378

Part No.	Description	Part No.	Description
3110	5/16"	3122	11/16"
3112	3/8"	3124	3/4"
3114	7/16"	3126	13/16"
3116	1/2"	3128	7/8"
3118	9/16"	W010	Rail
3120	5/8"	W3	10 Clips



9 Pieces – 12 Pt. Deep Socket Set Set No. 300

Part No.	Description	Part No.	Description
3612	3/8"	3624	3/4"
3614	7/16"	3626	13/16"
3616	1/2"	3628	7/8"
3618	9/16"	W010	Rail
3620	5/8"	W3	9 Clips
3622	11/16"		



11 Pieces – 8 Pt. Standard Socket Set Set No. 379

Part No.	Description	Part No.	Description
3308	1/4"	3322	11/16"
3310	5/16"	3324	3/4"
3312	3/8"	3326	13/16"
3314	7/16"	3328	7/8"
3316	1/2"	W010	Rail
3318	9/16"	W3	11 Clips
3320	5/8"		

3/8"



Sockets, Ratchets & Attachments



**7 Pieces – Hex Bit Socket Set
Set No. 305**

Part No.	Description	Part No.	Description
3204	1/8"	3208	1/4"
3205	5/32"	3210	5/16"
3206	3/16"	3212	3/8"
3207	7/32"	225	Plastic Box



**10 Pieces – 3/8" & 1/2" Drive Hex
Bit Socket Set
Set No. 311**

Part No.	Description	Part No.	Description
3/8" Drive Hex Bit Sockets			
3204	1/8"	3208	1/4"
3205	5/32"	3210	5/16"
3206	3/16"	3212	3/8"
3207	7/32"		
1/2" Drive Hex Bit Sockets			
4216	1/2"	4220	5/8"
4218	9/16"	226	Plastic Box



**7 Piece – Long Length Hex Bit
Socket Set
Set No. 316**

Part No.	Description	Part No.	Description
32L04	1/8"	32L08	1/4"
32L05	5/32"	32L10	5/16"
32L06	3/16"	32L12	3/8"
32L07	7/32"	W008	Rail
		W3	7 Clips



3/8"



Sockets, Ratchets & Attachments



7 Pieces – 12 Pt. Flex Socket Set Set No. 308

Part No.	Description	Part No.	Description
3712	3/8"	3722	11/16"
3714	7/16"	3724	3/4"
3716	1/2"	W008	Rail
3718	9/16"	W3	7 Clips
3720	5/8"		



5 Pieces – Screwdriver Socket Set Set No. 306

Part No.	Description	Part No.	Description
3266	Phillips No. 2	3260	1/4" Blade
3267	Phillips No. 3	3262	3/8" Blade
3268	Phillips No. 4	97	Metal Box

3/8"



Sockets, Ratchets & Attachments



**10 Pieces – Crowfoot Wrench Set
Set No. 700**

Part No.	Description	Part No.	Description
1012	3/8"	1024	3/4"
1014	7/16"	1026	13/16"
1016	1/2"	1028	7/8"
1018	9/16"	1032	1"
1020	5/8"	W010	Rail
1022	11/16"	W3	10 Clips



**10 Pieces – Metric Crowfoot
Wrench Set
Set No. 701**

Part No.	Description	Part No.	Description
10-10mm	10mm	10-16mm	16mm
10-11mm	11mm	10-17mm	17mm
10-12mm	12mm	10-18mm	18mm
10-13mm	13mm	10-19mm	19mm
10-14mm	14mm	W110	Rail
10-15mm	15mm	W3	10 Clips



**8 Pieces – Flare Nut ⁽¹²⁾Pt. Crowfoot
Wrench Set
Set No. 702**

Part No.	Description	Part No.	Description
1060	5/8"	1070	15/16"
1062	11/16"	1072	1"
1064	3/4"	1074	1-1/16"
1066	13/16"	W010	Rail
1068	7/8"	W3	8 Clips



3/8"



Sockets, Ratchets & Attachments



27 Pieces – ⑥ Pt. Standard & Deep Metric Socket Set Set No. 377

Part No.	Description	Part No.	Description
6 Pt. Standard Metric Sockets			
30-06mm	6mm	30-13mm	13mm
30-07mm	7mm	30-14mm	14mm
30-08mm	8mm	30-15mm	15mm
30-09mm	9mm	30-16mm	16mm
30-10mm	10mm	30-17mm	17mm
30-11mm	11mm	30-18mm	18mm
30-12mm	12mm	30-19mm	19mm
6 Pt. Deep Metric Sockets			
35-10mm	10mm	35-15mm	15mm
35-11mm	11mm	35-16mm	16mm
35-12mm	12mm	35-17mm	17mm
35-13mm	13mm	35-18mm	18mm
35-14mm	14mm	35-19mm	19mm
Attachments			
3426	Ratchet	3435	Flex Handle
3405	5" Extension	W316	Metal Box



19 Pieces – ⑥ & ⑫ Pt. Standard Metric Socket Set Set No. 364

Part No.	Description	Part No.	Description
6 Pt. Standard Metric Sockets			
30-06mm	6mm	30-07mm	7mm
12 Pt. Standard Metric Sockets			
31-08mm	8mm	31-14mm	14mm
31-09mm	9mm	31-15mm	15mm
31-10mm	10mm	31-16mm	16mm
31-11mm	11mm	31-17mm	17mm
31-12mm	12mm	31-18mm	18mm
31-13mm	13mm	31-19mm	19mm
Attachments			
3426	Ratchet	3435	Flex Handle
3403	3" Extension	3475	Universal
3412	12" Extension	W417	Metal Box

3/8"



Sockets, Ratchets & Attachments



17 Pieces – ⑥ Pt. Standard Metric Socket Set Set No. 366

Part No.	Description	Part No.	Description
30-06mm	6mm	30-15mm	15mm
30-07mm	7mm	30-16mm	16mm
30-08mm	8mm	30-17mm	17mm
30-09mm	9mm	30-18mm	18mm
30-10mm	10mm	30-19mm	19mm
30-11mm	11mm	3426	Ratchet
30-12mm	12mm	3405	5" Extension
30-13mm	13mm	3435	Flex Handle
30-14mm	14mm	W409	Metal Box



14 Pieces – ⑥ Pt. Standard Metric Socket Set Set No. 367

Part No.	Description	Part No.	Description
30-06mm	6mm	30-14mm	14mm
30-07mm	7mm	30-15mm	15mm
30-08mm	8mm	30-16mm	16mm
30-09mm	9mm	30-17mm	17mm
30-10mm	10mm	3426	Ratchet
30-11mm	11mm	3403	3" Extension
30-12mm	12mm	W409	Metal Box
30-13mm	13mm		



12 Pieces – ⑫ Pt. Standard Metric Socket Set Set No. 349

Part No.	Description	Part No.	Description
31-08mm	8mm	31-15mm	15mm
31-09mm	9mm	31-16mm	16mm
31-10mm	10mm	31-17mm	17mm
31-11mm	11mm	31-18mm	18mm
31-12mm	12mm	31-19mm	19mm
31-13mm	13mm	W110	Rail
31-14mm	14mm	W3	12 Clips



3/8"



Sockets, Ratchets & Attachments



14 Pieces – ⑥ Pt. Standard Metric Socket Set Set No. 354

Part No.	Description	Part No.	Description
30-06mm	6mm	30-14mm	14mm
30-07mm	7mm	30-15mm	15mm
30-08mm	8mm	30-16mm	16mm
30-09mm	9mm	30-17mm	17mm
30-10mm	10mm	30-18mm	18mm
30-11mm	11mm	30-19mm	19mm
30-12mm	12mm	W110	Rail
30-13mm	13mm	W3	14 Clips



14 Pieces – ⑥ Pt. Deep Metric Socket Set Set No. 355

Part No.	Description	Part No.	Description
35-06mm	6mm	35-14mm	14mm
35-07mm	7mm	35-15mm	15mm
35-08mm	8mm	35-16mm	16mm
35-09mm	9mm	35-17mm	17mm
35-10mm	10mm	35-18mm	18mm
35-11mm	11mm	35-19mm	19mm
35-12mm	12mm	W110	Rail
35-13mm	13mm	W3	14 Clips



8 Pieces – Hex Bit Metric Socket Set Set No. 353

Part No.	Description	Part No.	Description
32-02mm	2mm	32-06mm	6mm
32-02.5mm	2.5mm	32-08mm	8mm
32-03mm	3mm	32-10mm	10mm
32-04mm	4mm	227	Plastic Box
32-05mm	5mm		

3/8"



Sockets, Ratchets & Attachments





**9 Pieces – 3/8" & 1/2" Drive Hex Bit Metric Socket Set
Set No. 360**

Part No.	Description	Part No.	Description
32-04mm	4mm	32-10mm	10mm
32-05mm	5mm	42-12mm	12mm
32-06mm	6mm	42-14mm	14mm
32-07mm	7mm	42-17mm	17mm
32-08mm	8mm	228	Plastic Box



**5 Piece – Long Length Metric Hex Bit Socket Set
Set No. 361**

Part No.	Description	Part No.	Description
32L-04mm	4mm	32L10mm	10mm
32L-05mm	5mm	WT108	Rail
32L-06mm	6mm	W3	5 Clips
32L-08mm	8mm		



**8 Pieces – 6 Pt. Standard Impact Socket Set
Set No. 313**

Part No.	Description	Part No.	Description
3810	5/16"	3820	5/8"
3812	3/8"	3822	11/16"
3814	7/16"	3824	3/4"
3816	1/2"	W008	Rail
3818	9/16"	W3	8 Clips

3/8"

Sockets, Ratchets & Attachments



8 Pieces – 6 Pt. Deep Impact Socket Set Set No. 314

Part No.	Description	Part No.	Description
3910	5/16"	3920	5/8"
3912	3/8"	3922	11/16"
3914	7/16"	3924	3/4"
3916	1/2"	W008	Rail
3918	9/16"	W3	8 Clips



7 Pieces – Impact Hex-Bit Socket Set Set No. 362

Part No.	Description	Part No.	Description
32B04	1/8"	32B10	5/16"
32B05	5/32"	32B12	3/8"
32B06	3/16"	W008	Rail
32B07	7/32"	W3	7 Clips
32B08	1/4"		

3/8"



Sockets, Ratchets & Attachments



7 Pieces – ⑥ Pt. Standard Universal Power Socket Set Set No. 332

Part No.	Description	Part No.	Description
3852	3/8"	3862	11/16"
3854	7/16"	3864	3/4"
3856	1/2"	W008	Rail
3858	9/16"	W3	7 Clips
3860	5/8"		




7 Pieces – ⑥ Pt. Deep Universal Power Socket Set Set No. 333

Part No.	Description	Part No.	Description
3952	3/8"	3962	11/16"
3954	7/16"	3964	3/4"
3956	1/2"	W008	Rail
3958	9/16"	W3	7 Clips
3960	5/8"		



12 Pieces – ⑥ Pt. Standard Impact Metric Socket Set Set No. 356

Part No.	Description	Part No.	Description
38-08mm	8mm	38-15mm	15mm
38-09mm	9mm	38-16mm	16mm
38-10mm	10mm	38-17mm	17mm
38-11mm	11mm	38-18mm	18mm
38-12mm	12mm	38-19mm	19mm
38-13mm	13mm	W110	Rail
38-14mm	14mm	W3	12 Clips



3/8"



Sockets, Ratchets & Attachments



9 Pieces – Metric Impact Hex-Bit Socket Set Set No. 363

Part No.	Description	Part No.	Description
32B-02mm	2mm	32BM07	7mm
32B-02.5mm	2.5mm	32BM08	8mm
32B-03mm	3mm	32BM10	10mm
32B-04mm	4mm	W108	Rail
32B-05mm	5mm	W3	9 Clips
32B-06mm	6mm		



5 Pieces – ⑥Pt. Standard Metric Universal Power Socket Set Set No. 351

Part No.	Description	Part No.	Description
38-50mm	10mm	38-55mm	15mm
38-52mm	12mm	W108	Rail
38-53mm	13mm	W3	5 Clips
38-54mm	14mm		



12 Pieces – ⑥Pt. Deep Impact Metric Socket Set Set No. 357

Part No.	Description	Part No.	Description
39-08mm	8mm	39-15mm	15mm
39-09mm	9mm	39-16mm	16mm
39-10mm	10mm	39-17mm	17mm
39-11mm	11mm	39-18mm	18mm
39-12mm	12mm	39-19mm	19mm
39-13mm	13mm	W110	Rail
39-14mm	14mm	W3	12 Clips

3/8"



Sockets, Ratchets & Attachments



**14 Pieces – ⑥Pt. Standard Impact Metric Socket Set
Set No. 359**

Part No.	Description	Part No.	Description
38-06mm	6mm	38-14mm	14mm
38-07mm	7mm	38-15mm	15mm
38-08mm	8mm	38-16mm	16mm
38-09mm	9mm	38-17mm	17mm
38-10mm	10mm	38-18mm	18mm
38-11mm	11mm	38-19mm	19mm
38-12mm	12mm	W113	Rail
38-13mm	13mm	W3	14 Clips



**14 Pieces – ⑥Pt. Deep Impact Metric Socket Set
Set No. 358**

Part No.	Description	Part No.	Description
39-06mm	6mm	39-14mm	14mm
39-07mm	7mm	39-15mm	15mm
39-08mm	8mm	39-16mm	16mm
39-09mm	9mm	39-17mm	17mm
39-10mm	10mm	39-18mm	18mm
39-11mm	11mm	39-19mm	19mm
39-12mm	12mm	W113	Rail
39-13mm	13mm	W3	14 Clips



**10 Pieces – ⑥Pt. Deep Impact Metric Universal Socket Set
Set No. 352**

Part No.	Description	Part No.	Description
39-50mm	10mm	39-56mm	16mm
39-51mm	11mm	39-57mm	17mm
39-52mm	12mm	39-58mm	18mm
39-53mm	13mm	39-59mm	19mm
39-54mm	14mm	W113	Rail
39-55mm	15mm	W3	10 Clips

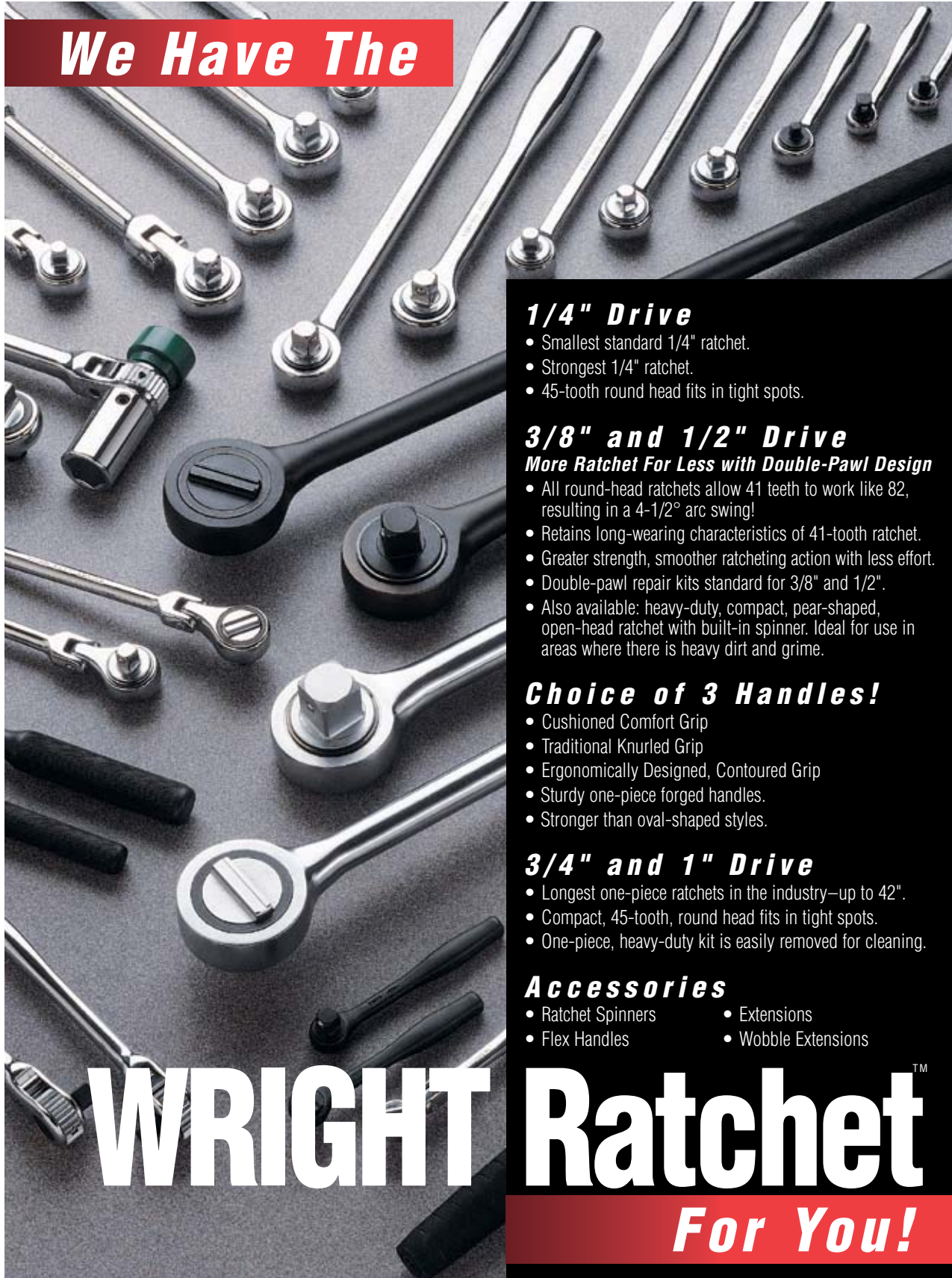


3/8"

Sockets, Ratchets & Attachments



We Have The



3/8"



Sockets, Ratchets & Attachments

1/4" Drive

- Smallest standard 1/4" ratchet.
- Strongest 1/4" ratchet.
- 45-tooth round head fits in tight spots.

3/8" and 1/2" Drive

More Ratchet For Less with Double-Pawl Design

- All round-head ratchets allow 41 teeth to work like 82, resulting in a 4-1/2° arc swing!
- Retains long-wearing characteristics of 41-tooth ratchet.
- Greater strength, smoother ratcheting action with less effort.
- Double-pawl repair kits standard for 3/8" and 1/2".
- Also available: heavy-duty, compact, pear-shaped, open-head ratchet with built-in spinner. Ideal for use in areas where there is heavy dirt and grime.

Choice of 3 Handles!

- Cushioned Comfort Grip
- Traditional Knurled Grip
- Ergonomically Designed, Contoured Grip
- Sturdy one-piece forged handles.
- Stronger than oval-shaped styles.

3/4" and 1" Drive

- Longest one-piece ratchets in the industry—up to 42".
- Compact, 45-tooth, round head fits in tight spots.
- One-piece, heavy-duty kit is easily removed for cleaning.

Accessories

- Ratchet Spinners
- Extensions
- Flex Handles
- Wobble Extensions

WRIGHT Ratchet™

For You!



Ratchets

Two Head Styles – Round and Pear Shape

• **Round** – Our standard round head handles have 41 precision machined teeth. The double pawl kits used in all handles (Comfort Grip – Nitrile and Contour design steel) gives exceptionally long life. Allowing the 41 teeth to operate as an 82 tooth action and a 4-1/2° arc swing, while retaining the longer wearing characteristics of 41 teeth.

• **Pear** – One-Piece Drop forging – two moving parts, contour handle, built-in spinner. Our pear-shaped ratchet is a compact open-head design with contour steel handle. The heavy 30 tooth knurl acts as a spinner, and is easily cleanable in high dirt situations. The unique design also allows for special application.



3400



3433



3426



3430



33430



3425



3480



3427



3482



3428



3490



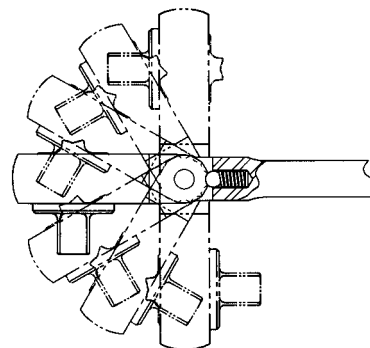
3429



33426



3440



Seven Place Indexing Flex Head
3427, 3428, 3429, 3440

3/8"

Sockets, Ratchets & Attachments



3/8"



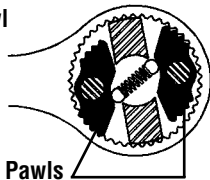
Sockets, Ratchets & Attachments

Part No.	Description	Length Overall	Swing Arc	No. of Teeth	Head Dia.	Renewal Kit No.
3400	Nitrile Comfort Grip—Double Pawl	7-1/32"	1-1/4"	41	1-1/4"	3491
3425	Long Contour Handle—Double Pawl	10"	1-3/4"	41	1-1/4"	3491
3426	Knurled Grip—Double Pawl	7"	1-1/4"	41	1-1/4"	3491
3427	Knurled Grip, Flex Head—Double Pawl	9-11/16"	1-1/2"	41	1-1/4"	3491
3428	Nitrile Comfort Grip, Flex Head—Double Pawl	10-3/4"	1-3/4"	41	1-1/4"	3491
3429	Nitrile Comfort Grip, Bent Flex Head Ergonomic Double Offset—Double Pawl	10-3/4"	1-3/4"	41	1-1/4"	3491
3430	Compact—Palm Size for Low Torque Application—Single Pawl	4-3/4"	3/4"	45	27/32"	3432
3433	Knurled Handle, Raised Cap, Lineman's Ratchet—Double Pawl	7"	1-1/4"	41	1-1/4"	3434
3440	Compact—Palm Size Flex Head for Low Torque Application—Single Pawl	5-1/2"	1"	45	27/32"	3432
3480	Pear-Shaped Open Head—Single Pawl	7-7/8"	2-1/4"	30	1-1/8"	3481
3482	Pear-Shaped Open Head Combination 3/8" and 1/4" Drives (crew chief ratchet)	7-7/8"	2-1/4"	30	1-1/8"	3483
3490	Contour Handle—Double Pawl	7-1/32"	1-1/4"	41	1-1/4"	3491
33426	Black Knurled Grip—Double Pawl	7"	1-1/4"	41	1-1/4"	3491
33430	Black Compact Contour Grip—Single Pawl	4-3/4"	3/4"	45	27/32"	3432

Double Pawl allows 41 teeth to operate with 82 tooth action and a 4-1/2° arc swing.

Wright Tool gives you several handle and head styles to fit the toughest job application. Drop forged from 4140 chrome molly steel, our smallest ratchet, at 4-3/4" to our longest at 11", we have a ratchet to fit your needs.

Premium Double Pawl



Pawls



Renewal Kits

Simple one-piece construction. Makes cleaning or repair simple. Clean and lubricate with light oil only.

Part No.	Description
33491	For 33426
3432	For 3430, 3440, 33430 Ratchets
3481	For 3480 Ratchet
3483	For 3482 Ratchet
3491	For 3400, 3425, 3426, 3427, 3428, 3429, 3490, Ratchets (Double Pawl)
3434	For 3433

NOTE: When cleaning your ratchet lubricate with light oil only.



Ratchet Spinner

One piece. Easy to use.

Part No. Description

3431 For all 3/8" Drive Ratchets – 1-1/4" Length



Flex Handles

Steel pin and tension washer construction for extra strength. No binding or locked joints.

Part No. Overall Description Length

3435	Knurled Steel Handle	8-15/32"
33435	Black Knurled Steel Handle	8-15/32"
3438	Nitrile Handle	9-11/16"
3439	Contour Handle	10-3/4"



3435



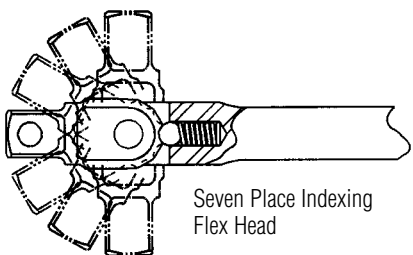
33435



3438



3439



Seven Place Indexing Flex Head

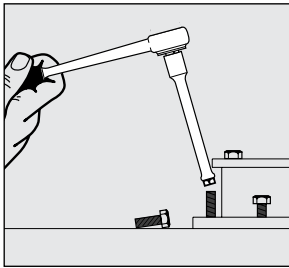


Mechanics who are known by the quality of their tools appreciate the quality of *wright tools!*



Extensions

Part No.	Description
3402	1-1/2"
3403	3"
3405	6"
3408	8"
3412	12"
3424	24"
3422	34" Extra Long



Wobble Extensions

Part No.	Description
3409	1-1/2"
3410	3"
3411	6"



Sliding T

Head held in place by friction ball—allows easy movement to ends of bar with no overhang. Works in tighter places.

Part No.	Description
3443	Sliding T – 7"

3/8"



Sockets, Ratchets & Attachments



Adaptors

Permits interchange of handles, sockets, and drive tools from one size to another. Not replaced if square ends are twisted off.

Part No.	Description	Length
3452	3/8" F x 1/4" M	1-1/16"
3454	3/8" F x 1/2" M	1-3/8"



3452



3454

Locking Adaptor

Part No.	Description
3413	Set screw – locking adaptor 3/8" F x 3/8" M, 2-1/16" long



Speeder

Part No.	Description
3445	Speeder 14-1/2" long



3/8"

Sockets, Ratchets & Attachments



Universal

Built-in spring tension for easy application to the nut. No binding or locked joints. No sharp corners.

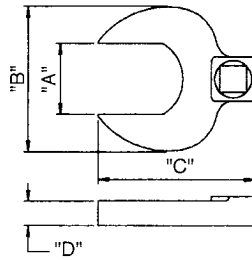
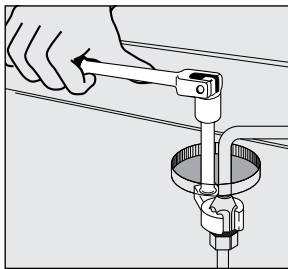
Part No.	Description
----------	-------------

3475	Universal
------	-----------



Crowfoot Wrenches, Open End

Part No.	A Nom. Size	B	C	D
1012	3/8"	3/4"	1-1/8"	13/64"
1014	7/16"	7/8"	1-1/4"	13/64"
1016	1/2"	31/32"	1-3/8"	1/4"
1018	9/16"	1-1/8"	1-1/2"	1/4"
1020	5/8"	1-1/4"	1-19/32"	5/16"
1022	11/16"	1-11/32"	1-23/32"	21/64"
1024	3/4"	1-17/32"	1-13/16"	21/64"
1026	13/16"	1-19/32"	1-15/16"	21/64"
1028	7/8"	1-3/4"	2"	11/32"
1032	1"	2-1/16"	2-1/4"	11/32"



Metric Crowfoot Wrenches, Open End

Part No.	A Nom. Size	B	C	D
10-10mm	10mm	19.84	30.16	5.16
10-11mm	11mm	22.23	32.15	5.16
10-12mm	12mm	24.60	34.93	6.35
10-13mm	13mm	24.60	34.93	6.35
10-14mm	14mm	29.37	34.13	6.35
10-15mm	15mm	29.37	38.89	7.14
10-16mm	16mm	31.75	41.28	8.33
10-17mm	17mm	35.32	42.86	8.33
10-18mm	18mm	35.32	44.45	8.33
10-19mm	19mm	39.69	45.24	8.73

3/8"

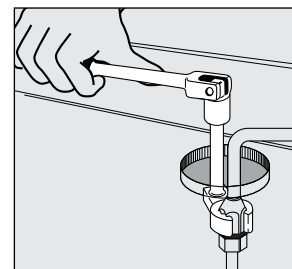
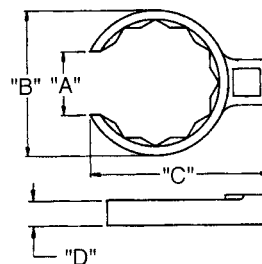


Sockets, Ratchets & Attachments



Crowfoot Wrenches – Flare Nut 12 Pt.

Part No.	Nom. Size	A Width of Slot	B Dia. of Head	C Length	D Width of Head
1060	5/8"	15/32"	15/16"	47/64"	11/16"
1062	11/16"	17/32"	1-1/32"	25/32"	11/16"
1064	3/4"	9/16"	1-1/8"	53/64"	23/32"
1066	13/16"	5/8"	1-13/64"	7/8"	23/32"
1068	7/8"	11/16"	1-19/64"	15/16"	3/4"
1070	15/16"	25/32"	1-3/8"	15/16"	3/4"
1072	1"	3/4"	1-29/64"	1-1/64"	25/32"
1074	1-1/16"	25/32"	1-17/32"	1-3/64"	25/32"



Impact Universal Joint

Part No.	Description	Overall Length
3800	Universal (Pin Lock)	2-7/16"



Impact Adaptor

Part No.	Description	Length
3899	3/8" F x 1/2" M	1-3/8"



Impact Extensions

Part No.	Description
3903	3" Extension (Ball)
3906	6" Extension (Ball)
3908	12" Extension (Ball)



3/8"



Sockets, Ratchets & Attachments



⑥ Pt. Standard Sockets

Part No.	Nom. Size	Shape	L	Ds	Dd	Bd
3008	1/4"	I	15/16"	7/16"	21/32"	1/8"
3010	5/16"	I	15/16"	15/32"	21/32"	9/64"
3012	3/8"	I	15/16"	37/64"	21/32"	5/32"
3014	7/16"	II	15/16"	41/64"	-	7/32"
3016	1/2"	II	1"	23/32"	-	17/64"
3018	9/16"	II	1"	49/64"	-	21/64"
3020	5/8"	II	1"	55/64"	-	3/8"
3022	11/16"	II	1"	15/16"	-	3/8"
3024	3/4"	II	1-1/8"	1"	-	7/16"
3026	13/16"	II	1-1/8"	1-5/64"	-	1/2"
3028	7/8"	II	1-9/32"	1-9/64"	-	11/16"
3030	15/16"	II	1-3/8"	1-1/4"	-	47/64"
3032	1"	II	1-3/8"	1-5/16"	-	23/32"



⑥ Pt. Standard Metric Sockets

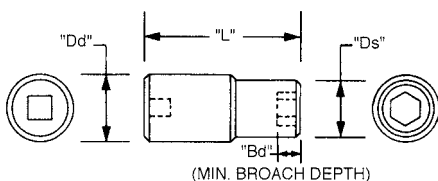
Part No.	Nom. Size	Shape	L	Ds	Dd	Bd
30-06mm	6mm	I	24.13	10.16	15.88	3.96
30-07mm	7mm	I	24.13	10.98	15.88	3.96
30-08mm	8mm	I	24.13	12.17	15.88	5.16
30-09mm	9mm	I	25.13	13.46	15.88	5.56
30-10mm	10mm	II	24.13	15.11	-	5.94
30-11mm	11mm	II	24.13	15.88	-	7.14
30-12mm	12mm	II	24.13	17.48	-	7.95
30-13mm	13mm	II	24.13	18.29	-	7.95
30-14mm	14mm	II	24.13	19.43	-	9.93
30-15mm	15mm	II	24.13	20.57	-	9.93
30-16mm	16mm	II	25.40	22.23	-	10.31
30-17mm	17mm	II	25.40	23.37	-	9.93
30-18mm	18mm	II	25.40	24.61	-	10.31
30-19mm	19mm	II	25.40	25.40	-	11.91

3/8"

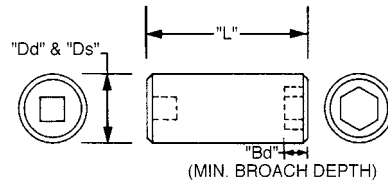


Sockets, Ratchets & Attachments

Shape I



Shape II





⑥ Pt. Deep Sockets

Part No.	Nom. Size	Shape	L	Ds	Dd	Bd
3508	1/4"	I	2-7/32"	13/32"	5/8"	5/32"
3510	5/16"	I	2-7/32"	15/32"	5/8"	5/32"
3512	3/8"	I	2-1/2"	35/64"	21/32"	5/32"
3514	7/16"	II	2-1/2"	41/64"	—	7/32"
3516	1/2"	II	2-1/2"	23/32"	—	17/64"
3518	9/16"	II	2-1/2"	49/64"	—	11/32"
3520	5/8"	II	2-1/2"	55/64"	—	3/8"
3522	11/16"	II	2-1/2"	15/16"	—	3/8"
3524	3/4"	II	2-1/2"	1"	—	1-23/32"
3526	13/16"	II	2-9/16"	1-1/16"	—	1-61/64"
3528	7/8"	II	2-7/8"	1-9/64"	—	2-1/4"
3530	15/16"	II	3-3/64"	1-1/4"	—	2-13/32"
3532	1"	II	3-3/64"	1-5/16"	—	2-3/8"



⑥ Pt. Deep Metric Sockets

Part No.	Nom. Size	Shape	L	Ds	Dd	Bd
35-06mm	6mm	I	56.36	10.16	15.88	3.96
35-07mm	7mm	I	56.36	10.98	15.88	3.96
35-08mm	8mm	I	56.36	12.17	15.88	4.78
35-09mm	9mm	I	63.50	13.46	15.88	5.94
35-10mm	10mm	II	63.50	15.11	15.88	5.94
35-11mm	11mm	II	63.50	16.66	—	7.14
35-12mm	12mm	II	63.50	17.07	—	7.95
35-13mm	13mm	II	63.50	18.29	—	7.95
35-14mm	14mm	II	63.50	19.43	—	9.93
35-15mm	15mm	II	63.50	20.57	—	9.93
35-16mm	16mm	II	63.50	22.23	—	9.93
35-17mm	17mm	II	63.50	23.37	—	9.93
35-18mm	18mm	II	63.50	24.61	—	48.43
35-19mm	19mm	II	63.50	25.40	—	48.86



⑥ Pt. Spark Plug Holding Sockets

Part No.	Nom. Size	Shape	L	Ds	Dd	Bd
3588	18mm Spark Plug Holding	I	2-1/2"	31/32"	3/4" Hex	1-1/2"
3590	5/8" Spark Plug Holding	I	2-1/2"	7/8"	3/4" Hex	1-15/32"
3596	13/16" Spark Plug Holding	I	2-5/8"	1-1/16"	7/8" Hex	1-21/32"



Refer to socket dimensional drawings on page 143.

3/8" Sockets, Ratchets & Attachments



8 Pt. Standard Sockets

Part No.	Nom. Size	Shape	L	Ds	Dd	Bd
3308	1/4"	I	1-5/64"	15/32"	5/8"	1/8"
3310	5/16"	I	1-5/64"	9/16"	5/8"	9/64"
3312	3/8"	II	1-5/64"	5/8"	–	5/32"
3314	7/16"	II	1-5/64"	3/4"	–	7/32"
3316	1/2"	II	1-5/64"	13/16"	–	17/64"
3318	9/16"	II	1-5/64"	15/16"	–	21/64"
3320	5/8"	II	1-5/64"	1-1/16"	–	3/8"
3322	11/16"	II	1-5/64"	1-9/64"	–	15/32"
3324	3/4"	II	1-5/64"	1-13/64"	–	17/32"
3326	13/16"	II	1-7/32"	1-19/64"	–	35/64"
3328	7/8"	II	1-5/16"	1-3/8"	–	39/64"

3/8"



Sockets, Ratchets & Attachments



12 Pt. Standard Sockets

Part No.	Nom. Size	Shape	L	Ds	Dd	Bd
3108	1/4"	I	15/16"	13/32"	5/8"	1/8"
3110	5/16"	I	15/16"	15/32"	21/32"	9/64"
3112	3/8"	I	15/16"	37/64"	21/32"	5/32"
3114	7/16"	II	15/16"	41/64"	—	7/32"
3116	1/2"	II	1"	23/32"	—	17/64"
3118	9/16"	II	1"	49/64"	—	21/64"
3120	5/8"	II	1"	55/64"	—	3/8"
3122	11/16"	II	1"	15/16"	—	3/8"
3124	3/4"	II	1-1/8"	1"	—	7/16"
3126	13/16"	II	1-1/8"	1-5/64"	—	29/64"
3128	7/8"	II	1-9/32"	1-9/64"	—	11/16"
3130	15/16"	II	1-3/8"	1-1/4"	—	47/64"
3132	1"	II	1-3/8"	1-5/16"	—	23/32"



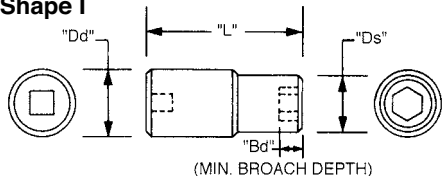
12 Pt. Standard Metric Sockets

Part No.	Nom. Size	Shape	L	Ds	Dd	Bd
31-08mm	8mm	I	24.13	12.17	15.88	3.96
31-09mm	9mm	I	24.13	13.46	15.88	4.37
31-10mm	10mm	II	24.13	15.11	—	4.78
31-11mm	11mm	II	24.13	15.88	—	5.94
31-12mm	12mm	II	24.13	17.48	—	6.35
31-13mm	13mm	II	24.13	18.29	—	7.95
31-14mm	14mm	II	24.13	19.43	—	9.93
31-15mm	15mm	II	24.13	20.57	—	9.93
31-16mm	16mm	II	25.40	22.23	—	10.31
31-17mm	17mm	II	25.40	23.37	—	9.93
31-18mm	18mm	II	25.40	24.61	—	10.31
31-19mm	19mm	II	25.40	25.40	—	11.89
31-20mm	20mm	II	31.75	27.38	—	16.78
31-21mm	21mm	II	31.75	27.78	—	16.45
31-22mm	22mm	II	33.35	29.36	—	17.71

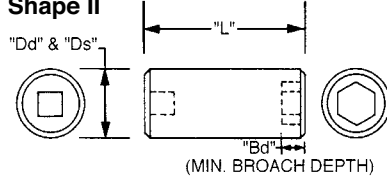


Wright Drive® 6 Pt. & 12 Pt. design sockets and combination wrenches give ten times more fastener contact area than conventional designs.

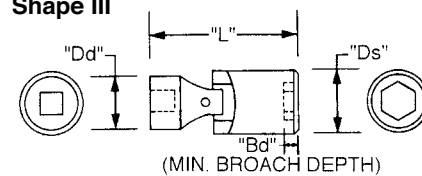
Shape I



Shape II



Shape III





12 Pt. Deep Sockets

Part No.	Nom. Size	Shape	L	Ds	Dd	Bd
3612	3/8"	I	2-1/2"	35/64"	21/32"	5/32"
3614	7/16"	II	2-1/2"	41/64"	—	7/32"
3616	1/2"	II	2-1/2"	23/32"	—	17/64"
3618	9/16"	II	2-1/2"	49/64"	—	21/64"
3620	5/8"	II	2-1/2"	55/64"	—	3/8"
3622	11/16"	II	2-1/2"	15/16"	—	3/8"
3624	3/4"	II	2-1/2"	1"	—	1-59/64"
3626	13/16"	II	2-9/16"	1-1/16"	—	1-61/64"
3628	7/8"	II	2-7/8"	1-9/64"	—	2-1/4"
3630	15/16"	II	3-3/64"	1-1/4"	—	2-13/32"
3632	1"	II	3-3/64"	1-5/16"	—	2-3/8"



12 Pt. Deep Metric Sockets

Part No.	Nom. Size	Shape	L	Ds	Dd	Bd
36-09mm	9mm	I	63.50	13.46	15.88	4.37
36-10mm	10mm	II	63.50	15.11	15.88	4.78
36-11mm	11mm	II	63.50	15.88	—	5.56
36-12mm	12mm	II	63.50	17.48	—	5.94
36-13mm	13mm	II	63.50	18.29	—	6.76
36-14mm	14mm	II	63.50	19.43	—	8.33
36-15mm	15mm	II	63.50	20.57	—	8.33
36-17mm	17mm	II	63.50	23.37	—	9.53
36-19mm	19mm	II	63.50	25.40	—	11.13



12 Pt. Flex Sockets

Part No.	Nom. Size	Shape	L	Ds	Dd	Bd
3712	3/8"	II	1-23/32"	9/16"	3/4"	5/16"
3714	7/16"	II	1-23/32"	5/8"	3/4"	5/16"
3716	1/2"	II	1-3/4"	3/4"	3/4"	11/32"
3718	9/16"	II	1-3/4"	3/4"	3/4"	11/32"
3720	5/8"	II	1-27/32"	7/8"	3/4"	7/16"
3722	11/16"	II	1-29/32"	15/16"	3/4"	7/16"
3724	3/4"	II	1-31/32"	1"	3/4"	1/2"

3/8"



Sockets, Ratchets & Attachments

Refer to socket dimensional drawings on page 146.

Wright Drive® 6 Pt. & 12 Pt. design sockets and combination wrenches give ten times more fastener contact area than conventional designs.



⑥ Pt. Standard Sockets

Black Industrial Finish

Part No.	Nom. Size	Shape	L	Ds	Dd	Bd
33008	1/4"	I	15/16"	7/16"	21/32"	1/8"
33010	5/16"	I	15/16"	15/32"	21/32"	9/64"
33012	3/8"	I	15/16"	37/64"	21/32"	5/32"
33014	7/16"	II	15/16"	41/64"	—	7/32"
33016	1/2"	II	1"	23/32"	—	17/64"
33018	9/16"	II	1"	49/64"	—	21/64"
33020	5/8"	II	1"	55/64"	—	3/8"
33022	11/16"	II	1"	15/16"	—	3/8"
33024	3/4"	II	1-1/8"	1"	—	7/16"
33026	13/16"	II	1-1/8"	1-5/64"	—	1/2"
33028	7/8"	II	1-9/32"	1-9/64"	—	11/16"
33030	15/16"	II	1-3/8"	1-1/4"	—	47/64"
33032	1"	II	1-3/8"	1-5/16"	—	23/32"



⑥ Pt. Deep Sockets

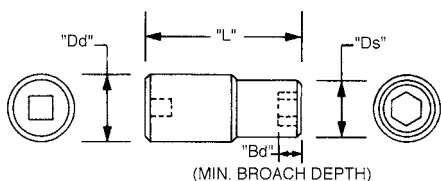
Black Industrial Finish

Part No.	Nom. Size	Shape	L	Ds	Dd	Bd
33508	1/4"	I	2-7/32"	13/32"	5/8"	5/32"
33510	5/16"	I	2-7/32"	15/32"	5/8"	5/32"
33512	3/8"	I	2-1/2"	35/64"	21/32"	5/32"
33514	7/16"	II	2-1/2"	41/64"	—	7/32"
33516	1/2"	II	2-1/2"	23/32"	—	17/64"
33518	9/16"	II	2-1/2"	49/64"	—	11/32"
33520	5/8"	II	2-1/2"	55/64"	—	3/8"
33522	11/16"	II	2-1/2"	15/16"	—	3/8"
33524	3/4"	II	2-1/2"	1"	—	1-23/32"
33526	13/16"	II	2-9/16"	1-1/16"	—	1-61/64"
33528	7/8"	II	2-7/8"	1-9/64"	—	2-1/4"
33530	15/16"	II	3-3/64"	1-1/4"	—	2-13/32"
33532	1"	II	3-3/64"	1-5/16"	—	2-3/8"

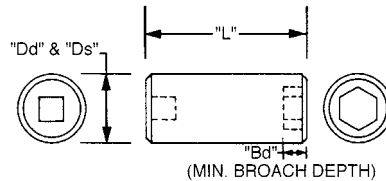


3/8" Sockets, Ratchets & Attachments

Shape I



Shape II





12 Pt. Standard Sockets

Black Industrial Finish

Part No.	Nom. Size	Shape	L	Ds	Dd	Bd
33108	1/4"	I	15/16"	13/32"	5/8"	1/8"
33110	5/16"	I	15/16"	15/32"	21/32"	9/64"
33112	3/8"	I	15/16"	37/64"	21/32"	5/32"
33114	7/16"	II	15/16"	41/64"	-	7/32"
33116	1/2"	II	1"	23/32"	-	17/64"
33118	9/16"	II	1"	49/64"	-	21/64"
33120	5/8"	II	1"	55/64"	-	3/8"
33122	11/16"	II	1"	15/16"	-	3/8"
33124	3/4"	II	1-1/8"	1"	-	7/16"
33126	13/16"	II	1-1/8"	1-5/64"	-	29/64"
33128	7/8"	II	1-9/32"	1-9/64"	-	11/16"
33130	15/16"	II	1-3/8"	1-1/4"	-	47/64"
33132	1"	II	1-3/8"	1-5/16"	-	23/32"

For Hand Use Only



12 Pt. Deep Sockets

Black Industrial Finish

Part No.	Nom. Size	Shape	L	Ds	Dd	Bd
33612	3/8"	I	2-1/2"	35/64"	21/32"	5/32"
33614	7/16"	II	2-1/2"	41/64"	-	7/32"
33616	1/2"	II	2-1/2"	23/32"	-	17/64"
33618	9/16"	II	2-1/2"	49/64"	-	21/64"
33620	5/8"	II	2-1/2"	55/64"	-	3/8"
33622	11/16"	II	2-1/2"	15/16"	-	3/8"
33624	3/4"	II	2-1/2"	1"	-	1-59/64"
33626	13/16"	II	2-9/16"	1-1/16"	-	1-61/64"
33628	7/8"	II	2-7/8"	1-9/64"	-	2-1/4"

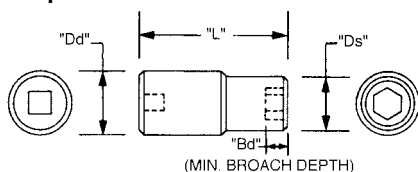
3/8"



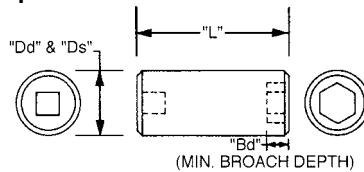
Sockets, Ratchets & Attachments

Wright Drive® 6 Pt. & 12 Pt. design sockets and combination wrenches give ten times more fastener contact area than conventional designs.

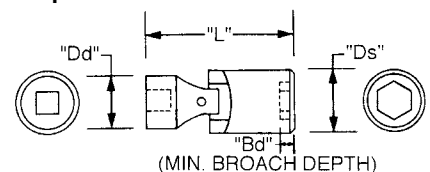
Shape I



Shape II



Shape III





⑥ Pt. Standard Impact Sockets

Part No.	Nom. Size	Shape	L	Ds	Dd	Bd
3810	5/16"	I	1-1/16"	33/64"	3/4"	7/64"
3812	3/8"	I	1-1/16"	39/64"	3/4"	5/32"
3814	7/16"	I	1-1/16"	11/16"	3/4"	7/32"
3816	1/2"	II	1-3/32"	3/4"	–	13/64"
3818	9/16"	II	1-1/8"	55/64"	–	1/4"
3820	5/8"	II	1-1/8"	15/16"	–	9/32"
3822	11/16"	II	1-1/8"	63/64"	–	5/16"
3824	3/4"	II	1-3/16"	1-1/32"	–	23/64"



⑥ Pt. Standard Impact Metric Sockets

Part No.	Nom. Size	Shape	L	Ds	Dd	Bd
38-06mm	6mm	I	28.58	10.16	15.88	3.96
38-07mm	7mm	I	28.58	11.51	15.88	4.78
38-08mm	8mm	I	28.58	13.08	17.48	5.94
38-09mm	9mm	I	28.58	14.30	17.48	5.94
38-10mm	10mm	I	28.58	16.13	18.26	7.14
38-11mm	11mm	I	28.58	17.07	18.26	7.14
38-12mm	12mm	II	28.58	17.86	–	7.95
38-13mm	13mm	II	28.58	19.05	–	7.95
38-14mm	14mm	II	28.58	20.24	–	9.93
38-15mm	15mm	II	28.58	21.44	–	11.13
38-16mm	16mm	II	28.58	22.63	–	11.13
38-17mm	17mm	II	28.58	24.21	–	11.91
38-18mm	18mm	II	28.58	25.02	–	11.91
38-19mm	19mm	II	28.58	26.19	–	13.11



⑥ Pt. Deep Impact Sockets

Part No.	Nom. Size	Shape	L	Ds	Dd	Bd
3910	5/16"	I	2-1/4"	33/64"	3/4"	3/32"
3912	3/8"	I	2-1/4"	39/64"	3/4"	7/64"
3914	7/16"	I	2-1/4"	11/16"	3/4"	13/64"
3916	1/2"	II	2-1/4"	3/4"	–	13/64"
3918	9/16"	II	2-1/4"	55/64"	–	11/32"
3920	5/8"	II	2-1/4"	15/16"	–	3/8"
3922	11/16"	II	2-5/16"	61/64"	–	3/8"
3924	3/4"	II	2-5/16"	1-1/32"	–	7/16"



Refer to socket dimensional drawings on page 149.





⑥ Pt. Deep Impact Metric Sockets

Part No.	Nom. Size	Shape	L	Ds	Dd	Bd
39-06mm	6mm	I	56.36	10.16	15.88	3.96
39-07mm	7mm	I	56.36	13.08	15.88	4.78
39-08mm	8mm	I	56.36	12.70	17.48	5.94
39-09mm	9mm	I	56.36	15.09	17.48	5.94
39-10mm	10mm	I	56.36	16.13	18.26	7.14
39-11mm	11mm	I	56.36	17.07	18.26	7.14
39-12mm	12mm	II	56.36	17.86	—	7.14
39-13mm	13mm	II	56.36	19.05	—	7.95
39-14mm	14mm	II	56.36	20.24	—	43.72
39-15mm	15mm	II	56.36	21.44	—	43.39
39-16mm	16mm	II	56.36	22.63	—	43.06
39-17mm	17mm	II	63.50	24.21	—	49.83
39-18mm	18mm	II	63.50	25.02	—	49.50
39-19mm	19mm	II	63.50	26.19	—	49.17



⑥ Pt. Standard Length Impact Universal Power Sockets

Part No.	Nom. Size	Shape	L	Ds	Dd	Bd
3852	3/8"	III	2-1/32"	7/8"	13/16"	7/64"
3854	7/16"	III	2-1/32"	7/8"	13/16"	13/64"
3856	1/2"	III	2-5/32"	7/8"	13/16"	13/64"
3858	9/16"	III	2-5/32"	7/8"	13/16"	5/16"
3860	5/8"	III	2-9/32"	1"	13/16"	9/32"
3862	11/16"	III	2-9/32"	1"	13/16"	5/16"
3864	3/4"	III	2-9/32"	1-1/8"	13/16"	11/32"



⑥ Pt. Standard Length Impact Metric Universal Power Sockets

Part No.	Nom. Size	Shape	L	Ds	Dd	Bd
38-50mm	10mm	III	51.61	22.23	20.65	5.16
38-51mm	11mm	III	51.61	22.23	20.65	5.94
38-52mm	12mm	III	54.76	22.23	20.65	5.94
38-53mm	13mm	III	54.76	22.23	20.65	7.14
38-54mm	14mm	III	54.76	22.23	20.65	7.14
38-55mm	15mm	III	57.94	25.40	20.65	7.14
38-56mm	16mm	III	57.94	25.40	20.65	9.93
38-57mm	17mm	III	57.94	25.40	20.65	11.91
38-58mm	18mm	III	57.94	25.40	20.65	11.91
38-59mm	19mm	III	57.94	28.58	20.65	11.91

3/8"



Sockets, Ratchets & Attachments



⑥ Pt. Deep Length Universal Power Sockets

Part No.	Nom. Size	Shape	L	Ds	Dd	Bd
3952	3/8"	III	2-31/32"	7/8"	13/16"	7/64"
3954	7/16"	III	2-31/32"	7/8"	13/16"	13/64"
3956	1/2"	III	2-31/32"	7/8"	13/16"	13/64"
3958	9/16"	III	2-31/32"	7/8"	13/16"	5/16"
3960	5/8"	III	3-1/32"	1"	13/16"	9/32"
3962	11/16"	III	3-1/32"	1"	13/16"	5/16"
3964	3/4"	III	3-1/32"	1-1/8"	13/16"	11/32"



⑥ Pt. Deep Length Metric Universal Power Sockets

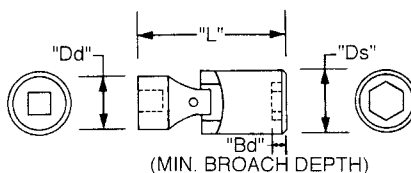
Part No.	Nom. Size	Shape	L	Ds	Dd	Bd
39-50mm	10mm	III	75.41	22.23	20.65	5.16
39-51mm	11mm	III	75.41	22.23	20.65	5.94
39-52mm	12mm	III	75.41	22.23	20.65	5.94
39-53mm	13mm	III	75.41	22.23	20.65	7.14
39-54mm	14mm	III	75.41	22.23	20.65	7.14
39-55mm	15mm	III	75.41	25.40	20.65	7.14
39-56mm	16mm	III	76.99	25.40	20.65	9.93
39-57mm	17mm	III	76.99	25.40	20.65	11.91
39-58mm	18mm	III	76.99	25.40	20.65	11.91
39-59mm	19mm	III	76.99	28.58	20.65	11.91



3/8"

Sockets, Ratchets & Attachments

Shape III





Hex Bit Sockets & Replacement Hex Bits



Replacement Hex Bits

Part No.	Nom. Size	Shape	L	Ds	Dd	L1	Replacement Bit Part No.	Bit Length
3204	1/8"	III	1-13/16"	15/32"	5/8"	3/4"	3204B	1-1/4"
3205	5/32"	III	1-13/16"	15/32"	5/8"	3/4"	3205B	1-1/4"
3206	3/16"	III	1-13/16"	15/32"	5/8"	3/4"	3206B	1-1/4"
3207	7/32"	III	1-13/16"	33/64"	5/8"	3/4"	3207B	1-1/4"
3208	1/4"	III	1-13/16"	9/16"	5/8"	3/4"	3208B	1-1/4"
3210	5/16"	IV	1-13/16"	5/8"	–	3/4"	3210B	1-1/4"
3212	3/8"	IV	2"	11/16"	–	3/4"	3212B	1-1/4"

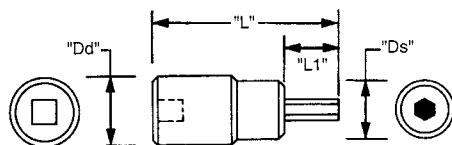
Metric Hex Bit Sockets & Replacement Hex Bits



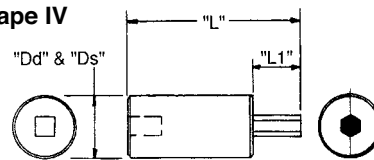
Replacement Hex Bits

Part No.	Nom. Size	Shape	L	Ds	Dd	L1	Replacement Bit Part No.	Bit Length
32-02mm	2mm	III	47.0mm	11.90	15.88	20.0mm	32M02B	32mm
32-02.5mm	2.5mm	III	47.0mm	11.90	15.88	20.0mm	32M02.5B	32mm
32-03mm	3mm	III	47.0mm	11.90	15.88	20.0mm	32M03B	32mm
32-04mm	4mm	III	47.0mm	11.90	15.88	20.0mm	32M04B	32mm
32-05mm	5mm	III	47.0mm	11.90	15.88	20.0mm	32M05B	32mm
32-06mm	6mm	III	47.0mm	13.49	15.88	20.0mm	32M06B	32mm
32-07mm	7mm	IV	47.0mm	17.46	–	20.0mm	32M07B	32mm
32-08mm	8mm	IV	47.0mm	17.46	–	20.0mm	32M08B	32mm
32-10mm	10mm	IV	47.0mm	17.46	–	20.0mm	32M10B	32mm

Shape III



Shape IV



3/8"



Sockets, Ratchets & Attachments




Long Hex Bit Sockets & Replacement Long Hex Bits

Part No.	Nom. Size	Shape	L	Ds	Dd	L1	Overall Length	Replacement Bit Part No.
32L04	1/8"	III	6-1/8"	19/32"	11/16"	5-1/16"	6-3/16"	32L04B
32L05	5/32"	III	6-1/8"	19/32"	11/16"	5-1/16"	6-3/16"	32L05B
32L06	3/16"	III	6-1/8"	19/32"	11/16"	5-1/16"	6-3/16"	32L06B
32L07	7/32"	III	6-1/8"	19/32"	11/16"	5-1/16"	6-3/16"	32L07B
32L08	1/4"	III	6-1/8"	19/32"	11/16"	5-1/16"	6-3/16"	32L08B
32L10	5/16"	III	6-1/8"	19/32"	11/16"	5-1/16"	6-3/16"	32L10B
32L12	3/8"	IV	6-13/64"	3/4"	-	5-1/64"	6-3/16"	32L12B


Long Metric Hex Bit Sockets & Replacement Long Hex Bits

Part No.	Nom. Size	Shape	L	Ds	Dd	L1	Overall Length	Replacement Bit Part No.
32L-04MM	4mm	III	155.45	14.94	17.48	128.27	6-3/16"	32L-04MMB
32L-05MM	5mm	III	155.45	14.94	17.48	128.27	6-3/16"	32L-05MMB
32L-06MM	6mm	III	155.45	14.94	17.48	128.27	6-3/16"	32L-06MMB
32L-08MM	8mm	III	155.45	14.94	17.48	128.27	6-3/16"	32L-08MMB
32L-10MM	10mm	IV	157.48	19.00	-	127.33	6-3/16"	32L-10MMB

Shape III



Shape IV



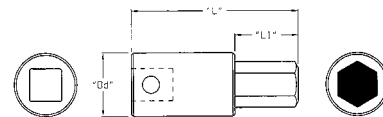
Impact Hex Bit Sockets & Replacement Hex Bits

Part No.	Nom. Size	L	Dd	L1	Bit Length	Replacement Bit Part No.
32B04	1/8"	2"	3/4"	13/16"	1-1/4"	32B04B
32B05	5/32"	2"	3/4"	13/16"	1-1/4"	32B05B
32B06	3/16"	2"	3/4"	13/16"	1-1/4"	32B06B
32B07	7/32"	2"	3/4"	13/16"	1-1/4"	32B07B
32B08	1/4"	2"	3/4"	13/16"	1-1/4"	32B08B
32B10	5/16"	2"	3/4"	13/16"	1-1/4"	32B10B
32B12	3/8"	2"	3/4"	13/16"	1-1/4"	32B12B



Metric Impact Hex Bit Sockets & Replacement Hex Bits

Part No.	Nom. Size	L	Dd	L1	Bit Length	Replacement Bit Part No.
32B-02mm	2mm	50.80	19.05	20.62	31.75	32BM02B
32B-02.5mm	2.5mm	50.80	19.05	20.62	31.75	32BM02.5B
32B-03mm	3mm	50.80	19.05	20.62	31.75	32BM03B
32B-04mm	4mm	50.80	19.05	20.62	31.75	32BM04B
32B-05mm	5mm	50.80	19.05	20.62	31.75	32BM05B
32B-06mm	6mm	50.80	19.05	20.62	31.75	32BM06B
32B-07mm	7mm	50.80	19.05	20.62	31.75	32BM07B
32B-08mm	8mm	50.80	19.05	20.62	31.75	32BM08B
32B-10mm	10mm	50.80	19.05	20.62	31.75	32BM10B



Sockets, Ratchets & Attachments

3/8"



Replacement Screwdriver Bit

Standard Screwdriver Sockets with Bits & Replacement Bits

Part No.	Nom. Size	Socket Dia.	Overall Length	Replacement Bit Part No.	Bit Length
3260	1/4"	11/16"	1-7/8"	3260B	1-1/64"
3261	5/16"	11/16"	1-7/8"	3261B	1-1/64"
3262	3/8"	11/16"	1-7/8"	3262B	1-1/64"



Replacement Phillips Screwdriver Bit

Phillips Screwdriver Sockets with Bits & Replacement Bits

Part No.	Nom. Size	Socket Dia.	Overall Length	Replacement Bit Part No.	Bit Length
3265	#1	11/16"	1-13/16"	3265B	1"
3266	#2	11/16"	1-13/16"	3266B	1"
3267	#3	11/16"	1-13/16"	3267B	1-1/64"
3268	#4	11/16"	2-1/16"	3268B	1-1/4"



Torx Bit Holder Sets

Part Description

9295	Torx Bit Set - 8 Pieces 9271, 9272, 9273, 9274, 9275, 9276, 9277 Torx Bits, 9280 Bit Holder
9296	Torx Bit Set - 7 Pieces 9281, 9282, 9283, 9284, 9285, 9286 Torx Bits, 9290 Bit Holder

3/8"



Sockets, Ratchets & Attachments

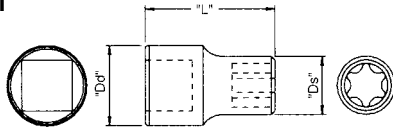


Torx Sockets

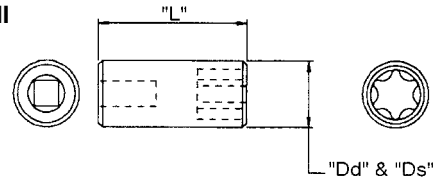
Part No.	Dr. Sq. Size	Shape	Head Size	L	Ds	Dd
9255	3/8"	I	E-10	1-1/4"	1/2"	11/16"
9256	3/8"	I	E-12	1-1/4"	5/8"	11/16"
9257	3/8"	II	E-14	1-1/4"	11/16"	-
9258	3/8"	II	E-16	1-1/4"	3/4"	-



Shape I



Shape II

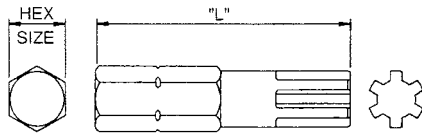


Torx Bits

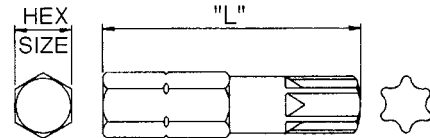
Part No.	Hex Size	Shape	Bit Size	L
9281	5/16"	I	6mm Ribe	1-1/4"
9282	5/16"	II	T-30	1-1/4"
9283	5/16"	II	T-40	1-1/4"
9284	5/16"	II	T-45	1-1/4"
9285	5/16"	II	T-47	1-1/4"
9286	5/16"	II	T-50	1-1/4"



Shape I



Shape II

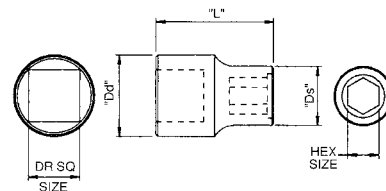


Torx Bit Holders

Part No.	Dr. Sq. Size	Shape	Hex Size	L	Ds	Dd
9290	3/8" Dr. 5/16"	I	5/16"	1-1/4"	9/16"	11/16"
9292	3/8" Dr. 7/16"	I	7/16"	1-1/2"	7/8"	11/16"



Shape I



3/8" Sockets, Ratchets & Attachments



27 Pieces – 12 Pt. Standard & Deep Socket Set Set No. 427

Part No.	Description	Part No.	Description
12 Pt. Standard Sockets			
4114	7/16"	4128	7/8"
4116	1/2"	4130	15/16"
4118	9/16"	4132	1"
4120	5/8"	4134	1-1/16"
4122	11/16"	4136	1-1/8"
4124	3/4"	4140	1-1/4"
4126	13/16"		
12 Pt. Deep Sockets			
4616	1/2"	4624	3/4"
4618	9/16"	4626	13/16"
4620	5/8"	4628	7/8"
4622	11/16"	4630	15/16"
Attachments			
4426	Ratchet	4445	Speeder
4405	5" Extension	4475	Universal
4410	10" Extension	WT520	Metal Box
4435	Flex Handle		



25 Pieces – 12 Pt. Standard Socket Set Set No. 424

Part No.	Description	Part No.	Description
4112	3/8"	4131	31/32"
4114	7/16"	4132	1"
4116	1/2"	4134	1-1/16"
4118	9/16"	4136	1-1/8"
4119	19/32"	4138	1-3/16"
4120	5/8"	4140	1-1/4"
4121	21/32"	4426	Ratchet, 10-1/2"
4122	11/16"	4402	2" Extension
4124	3/4"	4405	5" Extension
4125	25/32"	4410	10" Extension
4126	13/16"	4435	Flex Handle
4128	7/8"	4475	Universal
4130	15/16"	W418	Metal Box

1/2"



Sockets, Ratchets & Attachments



**24 Pieces – 12 Pt. Standard & Deep Socket Set
Set No. 425**

Part No.	Description	Part No.	Description
12 Pt. Standard Sockets			
4114	7/16"	4128	7/8"
4116	1/2"	4130	15/16"
4118	9/16"	4132	1"
4120	5/8"	4134	1-1/16"
4122	11/16"	4136	1-1/8"
4124	3/4"	4140	1-1/4"
4126	13/16"		
12 Pt. Deep Sockets			
4616	1/2"	4624	3/4"
4618	9/16"	4626	13/16"
4620	5/8"	4628	7/8"
4622	11/16"	4630	15/16"
Attachments			
4426	Ratchet	4435	Flex Handle
4410	10" Extension	WT528	Metal Box



**18 Pieces – 6 Pt. Standard Socket Set
Set No. 423**

Part No.	Description	Part No.	Description
4012	3/8"	4032	1"
4014	7/16"	4034	1-1/16"
4016	1/2"	4036	1-1/8"
4018	9/16"	4038	1-3/16"
4020	5/8"	4040	1-1/4"
4022	11/16"	4426	Ratchet, 10-1/2"
4024	3/4"	4405	5" Extension
4026	13/16"	4435	Flex Handle
4028	7/8"	W417	Metal Box
4030	15/16"		



1/2"



Sockets, Ratchets & Attachments



19 Pieces – 12 Pt. Standard Socket Set Set No. 422

Part No.	Description	Part No.	Description
4112	3/8"	4132	1"
4114	7/16"	4134	1-1/16"
4116	1/2"	4136	1-1/8"
4118	9/16"	4138	1-3/16"
4120	5/8"	4140	1-1/4"
4122	11/16"	4426	Ratchet
4124	3/4"	4405	5" Extension
4126	13/16"	4435	Flex Handle
4128	7/8"	4475	Universal
4130	15/16"	W417	Metal Box



15 Pieces – 12 Pt. Standard Socket Set Set No. 417

Part No.	Description	Part No.	Description
4114	7/16"	4130	15/16"
4116	1/2"	4132	1"
4118	9/16"	4134	1-1/16"
4120	5/8"	4136	1-1/8"
4122	11/16"	4140	1-1/4"
4124	3/4"	4426	Ratchet
4126	13/16"	4405	5" Extension
4128	7/8"	W411	Metal Box



12 Pieces – 12 Pt. Standard Socket Set Set No. 418

Part No.	Description	Part No.	Description
4114	7/16"	4128	7/8"
4116	1/2"	4130	15/16"
4118	9/16"	4132	1"
4120	5/8"	4426	Ratchet
4122	11/16"	4405	5" Extension
4124	3/4"	W411	Metal Box
4126	13/16"		

1/2"



Sockets, Ratchets & Attachments



**14 Pieces – ⑥ Pt. Standard Socket Set
Set No. 419**

Part No.	Description	Part No.	Description
4014	7/16"	4030	15/16"
4016	1/2"	4032	1"
4018	9/16"	4034	1-1/16"
4020	5/8"	4036	1-1/8"
4022	11/16"	4038	1-3/16"
4024	3/4"	4040	1-1/4"
4026	13/16"	2-W010	Rails
4028	7/8"	W4	14 Clips



**13 Pieces – ⑧ Pt. Standard
Socket Set
Set No. 450**

Part No.	Description	Part No.	Description
4314	7/16"	4330	15/16"
4316	1/2"	4332	1"
4318	9/16"	4334	1-1/16"
4320	5/8"	4336	1-1/8"
4322	11/16"	4340	1-1/4"
4324	3/4"	2-W010	Rails
4326	13/16"	W4	13 Clips
4328	7/8"		



**14 Pieces – ⑫ Pt. Standard Socket Set
Set No. 416**

Part No.	Description	Part No.	Description
4114	7/16"	4130	15/16"
4116	1/2"	4132	1"
4118	9/16"	4134	1-1/16"
4120	5/8"	4136	1-1/8"
4122	11/16"	138	1-3/16"
4124	3/4"	4140	1-1/4"
4126	13/16"	2-W010	Rails
4128	7/8"	W4	14 Clips



1/2"



Sockets, Ratchets & Attachments



11 Pieces – 12 Pt. Deep Socket Set Set No. 402

Part No.	Description	Part No.	Description
4616	1/2"	4630	15/16"
4618	9/16"	4632	1"
4620	5/8"	4634	1-1/16"
4622	11/16"	4636	1-1/8"
4624	3/4"	W013	Rail
4626	13/16"	W4	11 Clips
4628	7/8"		



8 Pieces – 12 Pt. Deep Socket Set Set No. 409

Part No.	Description	Part No.	Description
4616	1/2"	4626	13/16"
4618	9/16"	4628	7/8"
4620	5/8"	4630	15/16"
4622	11/16"	W010	Rail
4624	3/4"	W4	8 Clips



8 Pieces – 6 Pt. Deep Socket Set Set No. 410

Part No.	Description	Part No.	Description
4516	1/2"	4526	13/16"
4518	9/16"	4528	7/8"
4520	5/8"	4530	15/16"
4522	11/16"	W010	Rail
4524	3/4"	W4	8 Clips

1/2"



Sockets, Ratchets & Attachments



**11 Pieces – 6 Pt. Deep Socket Set
Set No. 414**

Part No.	Description	Part No.	Description
4516	1/2"	4530	15/16"
4518	9/16"	4532	1"
4520	5/8"	4534	1-1/16"
4522	11/16"	4536	1-1/8"
4524	3/4"	W013	Rail
4526	13/16"	W4	11 Clips
4528	7/8"		



**7 Pieces – Hex Bit Socket Set
Set No. 405**

Part No.	Description	Part No.	Description
4208	1/4"	4216	1/2"
4210	5/16"	4218	9/16"
4212	3/8"	4220	5/8"
4214	7/16"	229	Plastic Box



1/2"

Sockets, Ratchets & Attachments



7 Piece – Long Length Hex Bit Socket Set Set No. 406

Part No.	Description	Part No.	Description
42L08	1/4"	42L16	1/2"
42L10	5/16"	42L18	9/16"
42L12	3/8"	42L20	5/8"
42L14	7/16"	W008	Rail
		W4	7 Clips

1/2"



15 Pieces – Flare Nut, Crowfoot Wrench Set Set No. 703

Part No.	Description	Part No.	Description
1080	1-1/8"	1089	1-11/16"
1081	1-3/16"	1090	1-3/4"
1082	1-1/4"	1091	1-13/16"
1083	1-5/16"	1092	1-7/8"
1084	1-3/8"	1093	1-15/16"
1085	1-7/16"	1094	2"
1086	1-1/2"	2-W010	Rails
1087	1-9/16"	W4	15 Clips
1088	1-5/8"		

Sockets, Ratchets & Attachments




22 Pieces – 12 Pt. Standard Metric Socket Set Set No. 472

Part No.	Description	Part No.	Description
41-09mm	9mm	41-21mm	21mm
41-10mm	10mm	41-22mm	22mm
41-11mm	11mm	41-23mm	23mm
41-12mm	12mm	41-24mm	24mm
41-13mm	13mm	41-25mm	25mm
41-14mm	14mm	41-26mm	26mm
41-15mm	15mm	41-30mm	30mm
41-16mm	16mm	41-32mm	32mm
41-17mm	17mm	4426	Ratchet
41-18mm	18mm	4405	5" Extension
41-19mm	19mm	W418	Metal Box
41-20mm	20mm		



18 Pieces – 12 Pt. Standard Metric Socket Set Set No. 469

Part No.	Description	Part No.	Description
41-12mm	12mm	41-22mm	22mm
41-13mm	13mm	41-23mm	23mm
41-14mm	14mm	41-24mm	24mm
41-15mm	15mm	41-25mm	25mm
41-16mm	16mm	41-26mm	26mm
41-17mm	17mm	41-27mm	27mm
41-18mm	18mm	41-30mm	30mm
41-19mm	19mm	41-32mm	32mm
41-20mm	20mm	2-W110	Rails
41-21mm	21mm	W4	18 Clips



10 Pieces – 12 Pt. Deep Metric Socket Set Set No. 473

Part No.	Description	Part No.	Description
46-16mm	16mm	46-22mm	22mm
46-17mm	17mm	46-24mm	24mm
46-18mm	18mm	46-25mm	25mm
46-19mm	19mm	46-26mm	26mm
46-20mm	20mm	W113	Rail
46-21mm	21mm	W4	10 Clips



1/2"



Sockets, Ratchets & Attachments



6 Pieces – Hex Bit Socket Set Set No. 453

Part No.	Description	Part No.	Description
42-06mm	6mm	42-14mm	14mm
42-08mm	8mm	42-17mm	17mm
42-10mm	10mm	230	Plastic Box
42-12mm	12mm		



6 Piece – Long Length Metric Hex Bit Socket Set Set No. 454

Part No.	Description	Part No.	Description
42L-06mm	6mm	42L-14mm	14mm
42L-08mm	8mm	42L-17mm	17mm
42L-10mm	10mm	W108	Rail
42L-12mm	12mm	W4	6 Clips

1/2"



Sockets, Ratchets & Attachments



7 Pieces – 6 Pt. Standard Impact Socket Set Set No. 408

Part No.	Description	Part No.	Description
4814	7/16"	4824	3/4"
4816	1/2"	4826	13/16"
4818	9/16"	W008	Rail
4820	5/8"	W4	7 Clips
4822	11/16"		



11 Pieces – 6 Pt. Standard Impact Socket Set Set No. 411

Part No.	Description	Part No.	Description
4814	7/16"	4828	7/8"
4816	1/2"	4830	15/16"
4818	9/16"	4382	1"
4820	5/8"	4834	1-1/16"
4822	11/16"	W013	Rail
4824	3/4"	W4	11 Clips
4826	13/16"		



13 Pieces – 6 Pt. Standard Impact Socket Set Set No. 415

Part No.	Description	Part No.	Description
4814	7/16"	4830	15/16"
4816	1/2"	4832	1"
4818	9/16"	4834	1-1/16"
4820	5/8"	4836	1-1/8"
4822	11/16"	4840	1-1/4"
4824	3/4"	2-W010	Rails
4826	13/16"	W4	13 Clips
4828	7/8"		



Sockets, Ratchets & Attachments



14 Pieces – 6 Pt. Deep Impact Socket Set Set No. 407

Part No.	Description	Part No.	Description
4912	3/8"	4928	7/8"
4914	7/16"	4930	15/16"
4916	1/2"	4932	1"
4918	9/16"	4934	1-1/16"
4920	5/8"	4936	1-1/8"
4922	11/16"	4940	1-1/4"
4924	3/4"	2-W010	Rails
4926	13/16"	W4	14 Clips



11 Pieces – 6 Pt. Deep Impact Socket Set Set No. 412

Part No.	Description	Part No.	Description
4912	3/8"	4926	13/16"
4914	7/16"	4928	7/8"
4916	1/2"	4930	15/16"
4918	9/16"	4932	1"
4920	5/8"	W013	Rail
4922	11/16"	W4	11 Clips
4924	3/4"		



7 Pieces – Impact Hex Bit Socket Set Set No. 403

Part No.	Description	Part No.	Description
42B08	1/4"	42B18	9/16"
42B10	5/16"	42B20	5/8"
42B12	3/8"	W008	Rail
42B14	7/16"	W4	7 Clips
42B16	1/2"		

1/2"



Sockets, Ratchets & Attachments



16 Pieces – ⑥Pt. Standard Metric Socket Set Set No. 466

Part No.	Description	Part No.	Description
48-10mm	10mm	48-19mm	19mm
48-11mm	11mm	48-20mm	20mm
48-12mm	12mm	48-21mm	21mm
48-13mm	13mm	48-22mm	22mm
48-14mm	14mm	48-23mm	23mm
48-15mm	15mm	48-24mm	24mm
48-16mm	16mm	48-27mm	27mm
48-17mm	17mm	2-W110	Rails
48-18mm	18mm	W4	16 Clips



12 Pieces – ⑥Pt. Standard Metric Impact Socket Set Set No. 460

Part No.	Description	Part No.	Description
48-10mm	10mm	48-17mm	17mm
48-11mm	11mm	48-18mm	18mm
48-12mm	12mm	48-19mm	19mm
48-13mm	13mm	48-20mm	20mm
48-14mm	14mm	48-21mm	21mm
48-15mm	15mm	W113	Rail
48-16mm	16mm	W4	12 Clips



16 Pieces – ⑥Pt. Deep Metric Impact Socket Set Set No. 467

Part No.	Description	Part No.	Description
49-10mm	10mm	49-19mm	19mm
49-11mm	11mm	49-20mm	20mm
49-12mm	12mm	49-21mm	21mm
49-13mm	13mm	49-22mm	22mm
49-14mm	14mm	49-23mm	23mm
49-15mm	15mm	49-24mm	24mm
49-16mm	16mm	49-27mm	27mm
49-17mm	17mm	2-W110	Rails
49-18mm	18mm	W4	16 Clips



1/2"



Sockets, Ratchets & Attachments



12 Pieces – ⑥ Pt. Deep Metric Impact Socket Set Set No. 461

Part No.	Description	Part No.	Description
49-10mm	10mm	49-17mm	17mm
49-11mm	11mm	49-18mm	18mm
49-12mm	12mm	49-19mm	19mm
49-13mm	13mm	49-20mm	20mm
49-14mm	14mm	49-21mm	21mm
49-15mm	15mm	W113	Rail
49-16mm	16mm	W4	12 Clips



6 Pieces – Metric Impact Hex Bit Socket Set Set No. 455

Part No.	Description	Part No.	Description
42B-06MM	6mm	42B-14MM	14mm
42B-08MM	8mm	42B-17MM	17mm
42B-10MM	10mm	W108	Rail
42B-12MM	12mm	W4	6 Clips

1/2"



Sockets, Ratchets & Attachments



**5 Piece Adaptor Set
Set No. 9501**

Part No.	Description
2453	1/4" Drive Adaptor 1/4" F x 3/8" M
3452	3/8" Drive Adaptor 3/8" F x 1/4" M
3454	3/8" Drive Adaptor 3/8" F x 1/2" M
4453	1/2" Drive Adaptor 1/2" F x 3/8" M
4902	1/2" Drive Impact Adaptor 1/2" F x 3/4" M (Ball Lock)
W010	Rail
W2	1 Clip
W3	2 Clips
W4	2 Clips



**4 Piece Adaptor Set
Set No. 9500**

Part No.	Description
3899	3/8" Drive Impact Adaptor 3/8" F x 1/2" M (Ball Lock)
4900	1/2" Drive Impact Adaptor 1/2" F x 3/8" M (Ball Lock)
4902	1/2" Drive Impact Adaptor 1/2" F x 3/4" M (Ball Lock)
6900	3/4" Drive Impact Adaptor 3/4" F x 1/2" M (Ball Lock)
Cardboard Box	



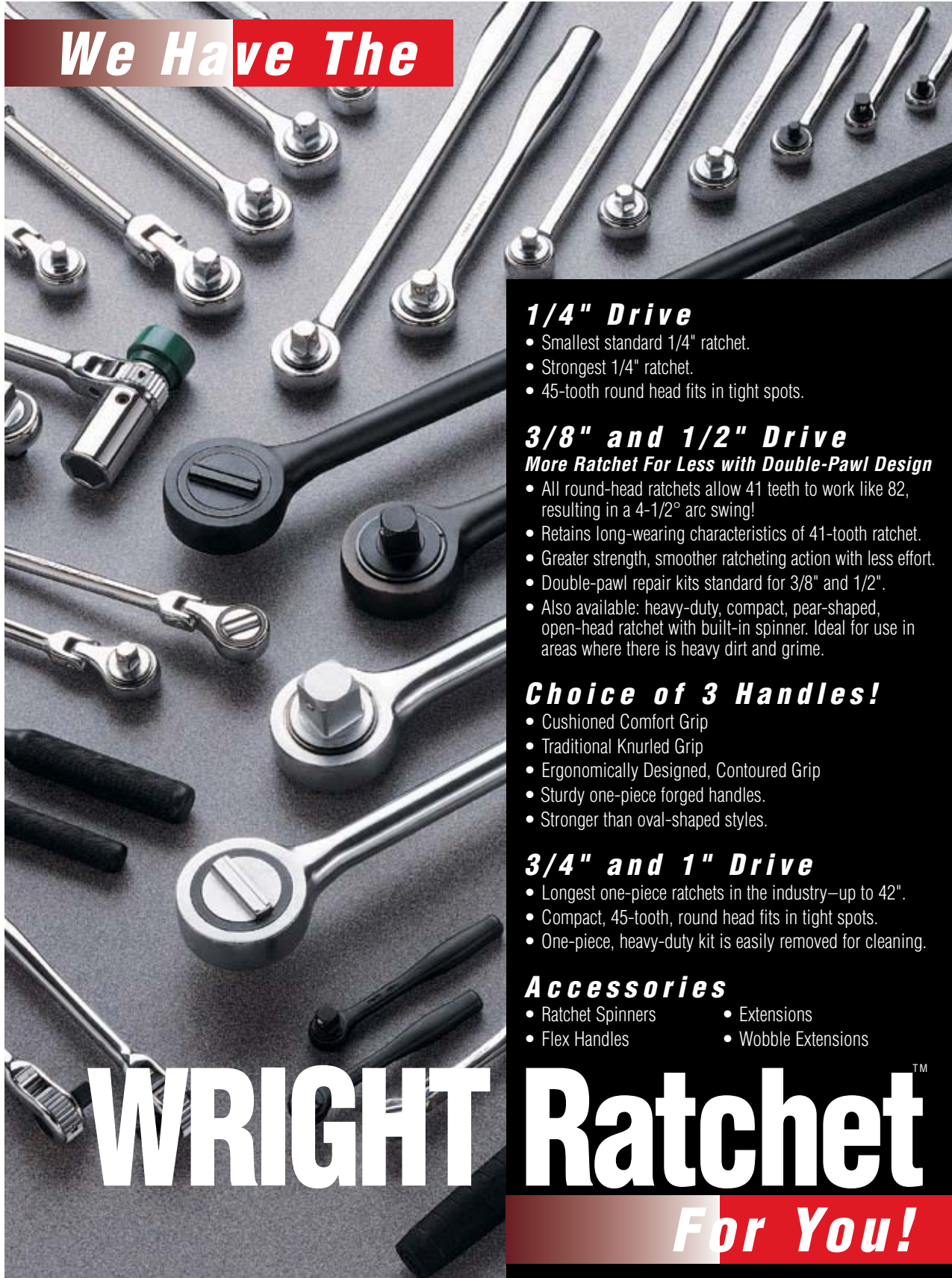
1/2"



Sockets, Ratchets & Attachments



We Have The



1/2"



Sockets, Ratchets & Attachments

1/4" Drive

- Smallest standard 1/4" ratchet.
- Strongest 1/4" ratchet.
- 45-tooth round head fits in tight spots.

3/8" and 1/2" Drive

More Ratchet For Less with Double-Pawl Design

- All round-head ratchets allow 41 teeth to work like 82, resulting in a 4-1/2° arc swing!
- Retains long-wearing characteristics of 41-tooth ratchet.
- Greater strength, smoother ratcheting action with less effort.
- Double-pawl repair kits standard for 3/8" and 1/2".
- Also available: heavy-duty, compact, pear-shaped, open-head ratchet with built-in spinner. Ideal for use in areas where there is heavy dirt and grime.

Choice of 3 Handles!

- Cushioned Comfort Grip
- Traditional Knurled Grip
- Ergonomically Designed, Contoured Grip
- Sturdy one-piece forged handles.
- Stronger than oval-shaped styles.

3/4" and 1" Drive

- Longest one-piece ratchets in the industry—up to 42".
- Compact, 45-tooth, round head fits in tight spots.
- One-piece, heavy-duty kit is easily removed for cleaning.

Accessories

- Ratchet Spinners
- Extensions
- Flex Handles
- Wobble Extensions

WRIGHT Ratchet™

For You!



Ratchets

Two Head Styles – Round and Pear Shape

- Wright Tool 1/2" drive ratchets are the workhorses of the industry. Compact round and pear shaped heads, short handle arc swings, easily changed kits, choice of handle style and problem solving designs. The ratchets are engineered to balance within normal range of sockets to minimize the "nose heavy feeling."
- Round-head ratchets are 45 tooth design. Single pawl delivers 8° arc, double pawl gives 90 tooth action on 4-1/2° of arc. Pear shaped ratchets are so compact they are the same head size as most 3/8" drive ratchets. This drop-forged unit is strong and versatile enough to be used as a scaffold hammer. It is highly favored in high dirt situations because it is so easily cleaned.



4426



4400



4401



4490



4425



4494



4482



34426



4433



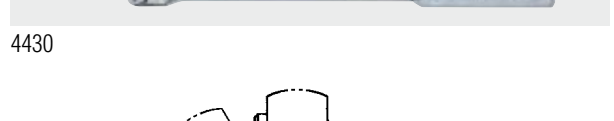
4480



4427



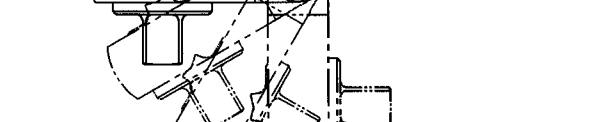
4430



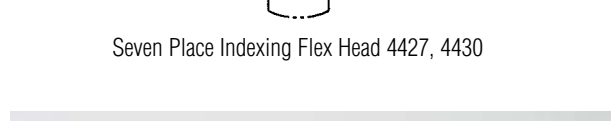
4430



4430



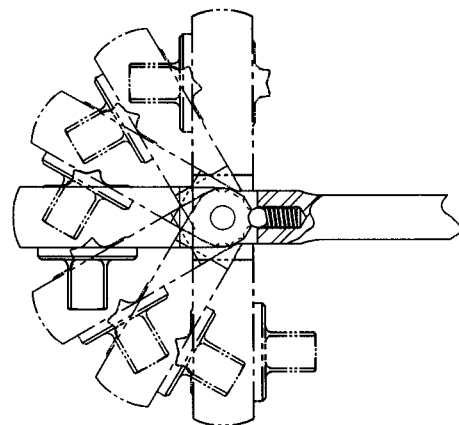
4430



4428



4428



Seven Place Indexing Flex Head 4427, 4430

1/2"

Sockets, Ratchets & Attachments



Part No.	Description	Length Overall	Swing Arc	No. of Teeth	Head Dia.	Renewal Kit No.
4400	Nitrile Comfort Grip—Double Pawl	10-1/2"	1-1/4"	45	1-5/8"	4491
4401	Short Nitrile Comfort Grip—Double Pawl	8-3/8"	1-1/4"	45	1-5/8"	4491
4425	Long Knurled Grip—Double Pawl	15"	2"	45	1-5/8"	4491
4426	Knurled Grip—Double Pawl	10-1/4"	1-1/4"	45	1-5/8"	4491
4427	Flex Head Knurled Grip—Double Pawl	12-1/4"	1-1/4"	45	1-5/8"	4491
4428	Construction Spud Ratchet, Black, 1/2" Sq. Drive, 15" Heavy Duty Round Head—Double Pawl		2"	45	1-5/8"	34491
4430	Flex Head Knurled Grip—Double Pawl	18"	2-1/4"	45	1-5/8"	4491
4433	Knurled Handle, Raised Cap, Lineman's Ratchet—Double Pawl	10-1/4"	1-1/4"	45	1-5/8"	4432
4480	Open Head, Pear Shape—Single Pawl	10-1/2"	3-1/4"	30	1-5/16"	4481
4482	Pear Head, Contour Handle Scaffold Wrench, Soft Face Hammer head/special 7/8" socket—Single Pawl	10-1/2"	3-1/4"	30	1-5/16"	N/A
4490	Contour Grip—Double Pawl	11"	1-1/4"	45	1-5/8"	4491
4494	Long Contour Grip—Double Pawl	15"	2"	45	1-5/8"	4491
34426	Knurled Handle, Black—Double Pawl	10-1/4"	1-1/4"	45	1-5/8"	34491

Double Pawl allows 45 teeth to operate with 90 tooth action and a 4-1/2° arc swing.

Renewal Kits & Replacement Parts

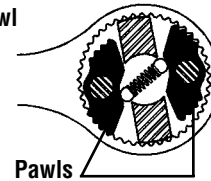
One piece, foolproof. Just drop into place. Extends life of ratchet. On-the-spot purchase eliminates waiting for repair.

Part No.	Description
4432	For 4433 Ratchet (Double Pawl)
4481	For 4480 Ratchet (Single Pawl)
4491	For 4400, 4401, 4425, 4426, 4427, 4430, 4490, 4494 Ratchets (Double Pawl)
34491	For 34426, 4428 Ratchet, Black (Double Pawl)
9039	Replacement Tip for 4482 Scaffold Ratchet

NOTE: When cleaning your ratchet lubricate with light oil only.



Premium Double Pawl



1/2"



Sockets, Ratchets & Attachments



Flex Handles

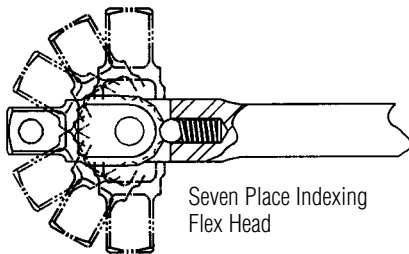
Steel pin and tension washer construction for extra strength. No binding or locked joints.

Part No.	Description	Overall Length
4434	Knurled Steel Handle	24"
4435	Knurled Steel Handle	18"
4437	Knurled Steel Handle	10-5/8"
4438	Nitrile Handle	18"
4439	Contour Handle	16-9/16"
34435	Black Knurled Steel Handle	18"

Part No.	Description	Overall Length
----------	-------------	----------------

4440	Twin Flex™ Handle with Positive Lock-on Swivel Blocks at each end.	15-1/4"
------	--	---------

- With swivel blocks at both ends, our Twin Flex wrench handle accommodates two different sizes of types of attachments.
- This makes it easy to customize for special situations that require more than one tool.
- Adding various combinations of sockets or crowfoot wrench ends lets you use the Twin Flex as a flare nut wrench, breaker bar, crank or speed handle.



Seven Place Indexing Flex Head



4434



4435



4437



4438



4439



34435



4440



Mechanics who are known by the quality of their tools appreciate the quality of *wright tools!*



Sliding T

Head held in place by friction ball so it can slide to ends of bar with no overhang. Works in tighter places.

Part No.	Description
----------	-------------

4443	10-11/16"
------	-----------



Speeder

Part No.	Description
----------	-------------

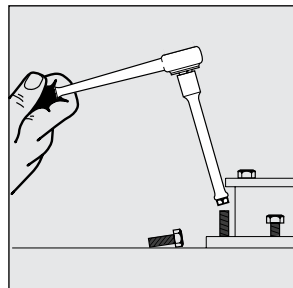
4445	Speeder 16-3/4" long
------	----------------------



Extensions

Part No.	Description
----------	-------------

4402	1-1/2"
4405	5"
4410	10"
4420	20"



Wobble Extensions

Part No.	Description
----------	-------------

4409	2"
------	----

1/2"



Sockets, Ratchets & Attachments



Adaptor

For interchanges of sockets and attachments from one drive size to another.

Part No.	Description	Length
4453	1/2" F x 3/8" M	1-1/2"



Locking Adaptor

For interchanges of sockets and attachments from one drive size to another.

Part No.	Description
4413	Set Screw - Locking Adaptor 1/2" F x 1/2" M



Universal

Built-in spring tension for easy application to the nut. No binding or locked joints. No sharp corners.

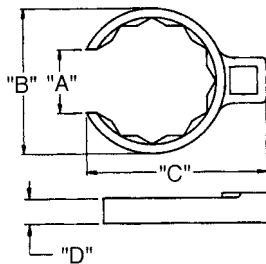
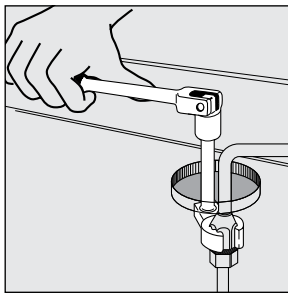
Part No.	Description
4475	Universal



1/2"



Sockets, Ratchets & Attachments



Crowfoot Wrenches – Flare Nut 12 Pt.

Part No.	Nom. Size	A Width of Slot	B Dia. of Head	C	D
1080	1-1/8"	27/32"	1-5/8"	25/16"	7/8"
1081	1-3/16"	29/32"	1-11/16"	2-3/8"	7/8"
1082	1-1/4"	15/16"	1-25/32"	2-3/8"	7/8"
1083	1-5/16"	31/32"	1-27/32"	2-1/2"	7/8"
1084	1-3/8"	1-1/16"	1-15/16"	2-9/16"	15/16"
1085	1-7/16"	1-1/16"	2"	2-5/8"	15/16"
1086	1-1/2"	1-1/8"	2-1/16"	2-11/16"	15/16"
1087	1-9/16"	1-5/32"	2-5/32"	2-3/4"	15/16"
1088	1-5/8"	1-7/32"	2-7/32"	2-3/4"	15/16"
1089	1-11/16"	1-5/16"	2-5/16"	2-7/8"	1"
1090	1-3/4"	1-5/16"	2-3/8"	2-15/16"	1"
1091	1-13/16"	1-11/32"	2-15/32"	3"	1"
1092	1-7/8"	1-3/8"	2-9/16"	3-1/8"	1-1/16"
1093	1-15/16"	1-7/16"	2-5/8"	3-1/4"	1-1/16"
1094	2"	1-9/16"	2-23/32"	3-1/4"	1-1/16"



4800



4422

Impact Universal Joint

Part No.	Description	Overall Length
4800	Universal (Pin Lock)	2-11/16"



4900



4902

Adaptor

Part No.	Description	Length
4422	7/16" Hex M x 1/2" Sq./ Pin Lock	2-1/8"

Impact Adaptors

Part No.	Description	Length
4900	1/2" F x 3/8" M (Ball Lock)	1-1/2"
4902	1/2" F x 3/4" M (Ball Lock)	2"



Impact Extensions

Part No.	Description
4903	2" Pin Lock
4905	5" Ball Lock
4909	10" Pin Lock
4910	24" Ball Lock (1/2" F x 3/8" M) Special Applications
49E18	18" Pin Lock
49E24	24" Pin Lock

1/2"



Sockets, Ratchets & Attachments



⑥ Pt. Standard Sockets

Part No.	Nom. Size	Shape	L	Ds	Dd	Bd
4012	3/8"	I	1-1/2"	39/64"	7/8"	5/32"
4014	7/16"	I	1-1/2"	43/64"	7/8"	7/32"
4016	1/2"	I	1-1/2"	47/64"	7/8"	7/64"
4018	9/16"	I	1-1/2"	13/16"	7/8"	21/64"
4020	5/8"	II	1-1/2"	7/8"	-	21/64"
4022	11/16"	II	1-1/2"	63/64"	-	49/64"
4024	3/4"	II	1-1/2"	1-1/16"	-	3/4"
4026	13/16"	II	1-9/16"	1-1/8"	-	13/16"
4028	7/8"	II	1-5/8"	1-3/16"	-	55/64"
4030	15/16"	II	1-5/8"	1-9/32"	-	27/32"
4032	1"	II	1-11/16"	1-23/64"	-	7/8"
4034	1-1/16"	III	1-3/4"	1-7/16"	1-7/64"	29/32"
4036	1-1/8"	III	1-13/16"	1-1/2"	1-7/64"	15/16"
4038	1-3/16"	III	1-7/8"	1-19/32"	1-7/64"	63/64"
4040	1-1/4"	III	1-59/64"	1-21/32"	1-7/64"	1"
4042	1-5/16"	III	1-61/64"	1-13/16"	1-7/64"	1-1/64"
4044	1-3/8"	III	2"	1-7/8"	1-1/4"	1-3/64"
4046	1-7/16"	III	2-1/16"	1-61/64"	1-1/4"	1-3/32"
4048	1-1/2"	III	2-1/8"	2-1/64"	1-1/4"	1-1/8"



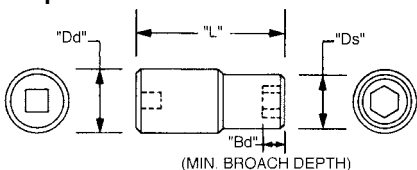
⑥ Pt. Deep Sockets

Part No.	Nom. Size	Shape	L	Ds	Dd	Bd
4512	3/8"	I	3-3/64"	39/64"	13/16"	5/32"
4514	7/16"	I	3-3/64"	11/16"	13/16"	7/32"
4516	1/2"	I	3-3/64"	47/64"	7/8"	17/64"
4518	9/16"	I	3-3/64"	13/16"	7/8"	21/64"
4520	5/8"	I	3-3/64"	7/8"	-	3/8"
4522	11/16"	II	3-3/64"	63/64"	-	2-11/32"
4524	3/4"	II	3-3/64"	1-1/16"	-	2-21/64"
4526	13/16"	II	3-3/64"	1-1/8"	-	2-19/64"
4528	7/8"	II	3-3/64"	1-3/16"	-	2-9/32"
4530	15/16"	II	3-3/64"	1-9/32"	-	2-17/64"
4532	1"	III	3-3/64"	1-23/64"	-	2-1/4"
4534	1-1/16"	III	3-3/64"	1-7/16"	1-7/64"	2-13/64"
4536	1-1/8"	III	3-3/64"	1-1/2"	1-7/64"	2-11/64"
4540	1-1/4"	III	3-3/64"	1-21/32"	1-7/64"	2-1/8"
4542	1-5/16"	III	3-3/64"	1-13/16"	1-7/64"	2-7/64"
4544	1-3/8"	III	3-3/64"	1-7/8"	1-1/4"	2-3/32"
4546	1-7/16"	III	3-3/64"	1-61/64"	1-1/4"	2-1/16"
4548	1-1/2"	III	3-3/64"	2-1/64"	1-1/4"	2-3/64"

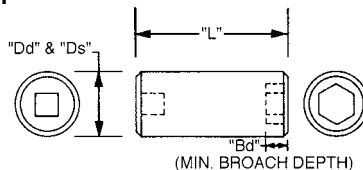


Wright Drive® 6 Pt. & 12 Pt. design sockets and combination wrenches give ten times more fastener contact area than conventional designs.

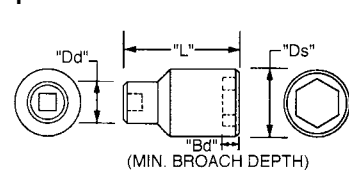
Shape I



Shape II



Shape III





⑥ Pt. Spark Plug Holding Sockets

Part No.	Nom. Size	Shape	L	Ds	Dd	Bd
4590	5/8" Spark Plug Holding	III	2-1/2"	7/8"	-	3/16"
4596	13/16" Spark Plug Holding	III	2-5/8"	1-1/16"	7/8" hex	1/4"
4598	7/8" Spark Plug Holding	III	2-5/8"	1-3/16"	7/8" hex	5/32"



⑧ Pt. Standard Sockets

Part No.	Nom. Size	Shape	L	Ds	Dd	Bd
4312	3/8"	I	1-7/16"	47/64"	13/16"	5/32"
4314	7/16"	II	1-7/16"	13/16"	-	7/32"
4316	1/2"	II	1-7/16"	7/8"	-	17/64"
4318	9/16"	II	1-7/16"	31/32"	-	47/64"
4320	5/8"	II	1-7/16"	1-1/16"	-	23/32"
4322	11/16"	II	1-7/16"	1-3/16"	-	11/16"
4324	3/4"	II	1-15/32"	1-1/4"	-	11/16"
4326	13/16"	II	1-9/16"	1-5/16"	-	49/64"
4328	7/8"	III	1-3/4"	1-13/32"	1-7/64"	7/8"
4330	15/16"	III	1-7/8"	1-37/64"	1-7/64"	31/32"
4332	1"	III	1-15/16"	1-11/16"	1-7/64"	1"
4334	1-1/16"	III	1-15/16"	1-3/4"	1-7/64"	63/64"
4336	1-1/8"	III	2"	1-53/64"	1-1/4"	1-1/64"
4340	1-1/4"	III	2-1/8"	1-61/64"	1-1/4"	1-3/32"

1/2"



Sockets, Ratchets & Attachments



12 Pt. Standard Sockets

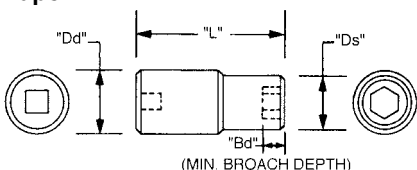
Part No.	Nom. Size	Shape	L	Ds	Dd	Bd
4112	3/8"	I	1-1/2"	39/64"	7/8"	5/32"
4114	7/16"	I	1-1/2"	43/64"	7/8"	7/32"
4116	1/2"	I	1-1/2"	47/64"	7/8"	17/64"
4118	9/16"	I	1-1/2"	13/16"	7/8"	21/64"
4119	19/32"	II	1-1/2"	55/64"	-	23/64"
4120	5/8"	II	1-1/2"	7/8"	-	3/8"
4121	21/32"	II	1-1/2"	15/16"	-	3/8"
4122	11/16"	II	1-1/2"	63/64"	-	49/64"
4124	3/4"	II	1-1/2"	1-1/16"	-	3/4"
4125	25/32"	II	1-1/2"	1-7/64"	-	49/64"
4126	13/16"	II	1-9/16"	1-1/8"	-	13/16"
4128	7/8"	II	1-5/8"	1-3/16"	-	55/64"
4129	29/32"	II	1-5/8"	1-7/32"	-	27/32"
4130	15/16"	II	1-5/8"	1-9/32"	-	27/32"
4131	31/32"	II	1-21/32"	1-19/64"	-	55/64"
4132	1"	II	1-21/32"	1-23/64"	-	27/32"
4134	1-1/16"	III	1-3/4"	1-7/16"	1-7/64"	29/32"
4136	1-1/8"	III	1-13/16"	1-1/2"	1-7/64"	15/16"
4138	1-3/16"	III	1-7/8"	1-19/32"	1-7/64"	63/64"
4140	1-1/4"	III	1-59/64"	1-21/32"	1-7/64"	1"
4142	1-5/16"	III	1-31/32"	1-13/16"	1-7/64"	1-1/64"
4144	1-3/8"	III	2"	1-7/8"	1-1/4"	1-3/64"
4146	1-7/16"	III	2-1/16"	1-61/64"	1-1/4"	1-3/32"
4148	1-1/2"	III	2-1/8"	2"	1-1/4"	1-1/8"



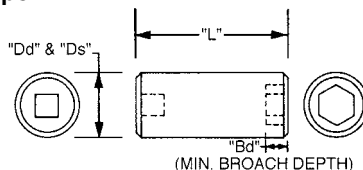
Sockets, Ratchets & Attachments

Wright Drive® 6 Pt. & 12 Pt. design sockets and combination wrenches give ten times more fastener contact area than conventional designs.

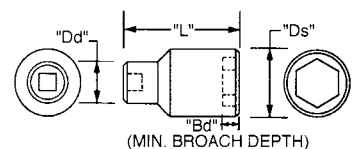
Shape I



Shape II



Shape III





12 Pt. Standard Metric Sockets

Part No.	Nom. Size	Shape	L	Ds	Dd	Bd
41-09mm	9mm	I	38.10	14.99	20.64	5.55
41-10mm	10mm	I	38.10	15.45	20.64	5.95
41-11mm	11mm	I	38.10	17.40	20.64	7.14
41-12mm	12mm	I	38.10	18.16	20.64	7.94
41-13mm	13mm	I	38.10	19.05	20.64	7.94
41-14mm	14mm	I	38.10	20.45	21.97	8.73
41-15mm	15mm	II	38.10	21.72	-	8.73
41-16mm	16mm	II	38.10	23.10	-	9.53
41-17mm	17mm	II	38.10	24.30	-	19.02
41-18mm	18mm	II	38.10	25.40	-	19.05
41-19mm	19mm	II	38.10	26.99	-	18.69
41-20mm	20mm	II	38.10	27.78	-	19.60
41-21mm	21mm	II	39.69	28.97	-	20.87
41-22mm	22mm	II	41.28	30.18	-	22.11
41-23mm	23mm	II	41.28	31.17	-	21.77
41-24mm	24mm	II	41.28	32.69	-	21.44
41-25mm	25mm	II	42.86	33.34	-	22.71
41-26mm	26mm	III	44.45	34.93	28.10	23.31
41-27mm	27mm	III	44.45	36.53	28.10	22.98
41-28mm	28mm	III	46.04	36.73	28.10	24.22
41-29mm	29mm	III	46.04	38.10	28.10	23.89
41-30mm	30mm	III	47.63	40.46	28.10	25.16
41-32mm	32mm	III	48.81	42.07	28.10	25.68
41-36mm	36mm	III	50.80	49.61	31.75	26.33

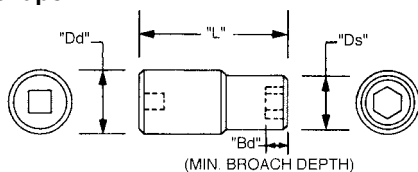
1/2"



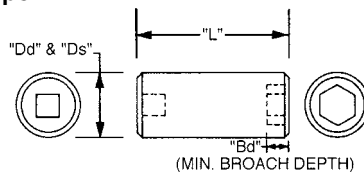
Sockets, Ratchets & Attachments

Wright Drive® 6 Pt. & 12 Pt. design sockets and combination wrenches give ten times more fastener contact area than conventional designs.

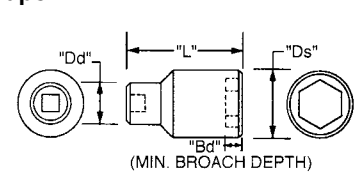
Shape I



Shape II



Shape III





12 Pt. Deep Sockets

Part No.	Nom. Size	Shape	L	Ds	Dd	Bd
4612	3/8"	I	3-3/64"	39/64"	13/16"	37/64"
4614	7/16"	I	3-3/64"	11/16"	13/16"	23/32"
4616	1/2"	I	3-3/64"	47/64"	7/8"	17/64"
4618	9/16"	I	3-3/64"	13/16"	7/8"	21/64"
4620	5/8"	II	3-3/64"	7/8"	-	3/8"
4622	11/16"	II	3-3/64"	63/64"	-	2-11/32"
4624	3/4"	II	3-3/64"	1-1/16"	-	2-21/64"
4626	13/16"	II	3-3/64"	1-1/8"	-	2-19/64"
4628	7/8"	II	3-3/64"	1-3/16"	-	2-9/32"
4630	15/16"	II	3-3/64"	1-9/32"	-	2-17/64"
4632	1"	III	3-3/64"	1-23/64"	-	2-1/4"
4634	1-1/16"	III	3-3/64"	1-7/16"	1-7/64"	2-13/64"
4636	1-1/8"	III	3-3/64"	1-1/2"	1-7/64"	2-11/64"
4638	1-3/16"	III	3-3/64"	1-19/32"	1-7/64"	2-5/32"
4640	1-1/4"	III	3-3/64"	1-21/32"	1-7/64"	2-1/8"
4642	1-5/16"	III	3-3/64"	1-13/16"	1-7/64"	2-7/64"
4644	1-3/8"	III	3-3/64"	1-7/8"	1-1/4"	2-3/32"
4646	1-7/16"	III	3-3/64"	1-61/64"	1-1/4"	2-1/16"
4648	1-1/2"	III	3-3/64"	2-1/64"	1-1/4"	2-3/64"



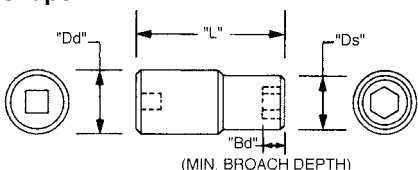
12 Pt. Deep Metric Sockets

Part No.	Nom. Size	Shape	L	Ds	Dd	Bd
46-09mm	9mm	I	82.55	15.08	20.64	3.97
46-10mm	10mm	I	82.55	15.48	20.64	4.76
46-11mm	11mm	I	82.55	17.53	20.64	5.55
46-12mm	12mm	I	82.55	18.64	20.64	6.35
46-13mm	13mm	I	82.55	18.67	21.97	6.75
46-14mm	14mm	I	82.55	20.32	21.97	8.33
46-15mm	15mm	II	82.55	21.97	-	8.33
46-16mm	16mm	II	82.55	23.11	-	9.53
46-17mm	17mm	II	82.55	24.21	-	59.84
46-18mm	18mm	II	82.55	25.40	-	59.51
46-19mm	19mm	II	82.55	26.99	-	59.13
46-20mm	20mm	II	82.55	27.78	-	64.05
46-21mm	21mm	II	82.55	28.58	-	63.72
46-22mm	22mm	II	82.55	30.16	-	63.38
46-24mm	24mm	II	82.55	32.67	-	62.72
46-25mm	25mm	III	82.55	33.34	28.10	61.11
46-26mm	26mm	III	82.55	34.93	28.10	61.41

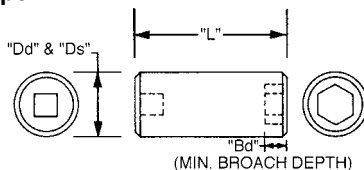


Wright Drive® 6 Pt. & 12 Pt. design sockets and combination wrenches give ten times more fastener contact area than conventional designs.

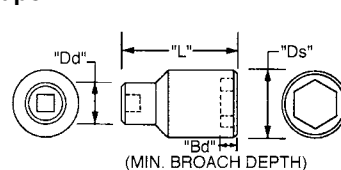
Shape I



Shape II



Shape III



1/2" Sockets, Ratchets & Attachments



⑥ Pt. Standard Sockets

Black Industrial Finish

Part No.	Nom. Size	Shape	L	Ds	Dd	Bd
34012	3/8"	I	1-7/16"	39/64"	13/16"	5/32"
34014	7/16"	I	1-7/16"	11/16"	13/16"	7/32"
34016	1/2"	I	1-7/16"	3/4"	13/16"	7/64"
34018	9/16"	I	1-7/16"	53/64"	7/8"	21/64"
34020	5/8"	I	1-15/32"	29/32"	—	21/64"
34022	11/16"	II	1-15/32"	63/64"	—	49/64"
34024	3/4"	II	1-15/32"	1-1/16"	—	3/4"
34026	13/16"	II	1-9/16"	1-1/8"	—	13/16"
34028	7/8"	II	1-5/8"	1-3/16"	—	55/64"
34030	15/16"	II	1-5/8"	1-9/32"	—	27/32"
34032	1"	II	1-11/16"	1-23/64"	—	7/8"
34034	1-1/16"	III	1-3/4"	1-7/16"	1-7/64"	29/32"
34036	1-1/8"	III	1-13/16"	1-1/2"	1-7/64"	15/16"
34038	1-3/16"	III	1-7/8"	1-19/32"	1-7/64"	63/64"
34040	1-1/4"	III	1-59/64"	1-21/32"	1-7/64"	1"
34042	1-5/16"	III	1-61/64"	1-13/16"	1-7/64"	1-1/64"
34044	1-3/8"	III	2"	1-7/8"	1-1/4"	1-3/64"
34046	1-7/16"	III	2-1/16"	1-61/64"	1-1/4"	1-3/32"
34048	1-1/2"	III	2-1/8"	2-1/64"	1-1/4"	1-1/8"



⑥ Pt. Deep Sockets

Black Industrial Finish

Part No.	Nom. Size	Shape	L	Ds	Dd	Bd
34514	7/16"	I	3-3/64"	11/16"	13/16"	7/32"
34516	1/2"	I	3-3/64"	3/4"	13/16"	17/64"
34518	9/16"	I	3-3/64"	53/64"	—	21/64"
34520	5/8"	II	3-3/64"	29/32"	—	3/8"
34522	11/16"	II	3-3/64"	63/64"	—	2-11/32"
34524	3/4"	II	3-3/64"	1-1/16"	—	2-21/64"
34526	13/16"	II	3-3/64"	1-1/8"	—	2-19/64"
34528	7/8"	II	3-3/64"	1-3/16"	—	2-9/32"
34530	15/16"	II	3-3/64"	1-9/32"	—	2-17/64"
34532	1"	III	3-3/64"	1-23/64"	—	2-1/4"
34534	1-1/16"	III	3-3/64"	1-7/16"	1-7/64"	2-13/64"
34536	1-1/8"	III	3-3/64"	1-1/2"	1-7/64"	2-11/64"
34540	1-1/4"	III	3-3/64"	1-21/32"	1-7/64"	2-1/8"

Refer to socket dimensional drawings on page 182.

1/2"



Sockets, Ratchets & Attachments



12 Pt. Standard Sockets

Black Industrial Finish

Part No.	Nom. Size	Shape	L	Ds	Dd	Bd
34112	3/8"	I	1-7/16"	39/64"	13/16"	5/32"
34114	7/16"	I	1-7/16"	11/16"	13/16"	7/32"
34116	1/2"	I	1-7/16"	3/4"	13/16"	17/64"
34118	9/16"	I	1-7/16"	53/64"	7/8"	21/64"
34120	5/8"	II	1-15/32"	29/32"	-	3/8"
34122	11/16"	II	1-15/32"	63/64"	-	49/64"
34124	3/4"	II	1-15/32"	1-1/16"	-	3/4"
34126	13/16"	II	1-9/16"	1-1/8"	-	13/16"
34128	7/8"	II	1-5/8"	1-3/16"	-	55/64"
34130	15/16"	II	1-5/8"	1-9/32"	-	27/32"
34132	1"	II	1-21/32"	1-23/64"	-	27/32"
34134	1-1/16"	III	1-3/4"	1-7/16"	1-7/64"	29/32"
34136	1-1/8"	III	1-13/16"	1-1/2"	1-7/64"	15/16"
34138	1-3/16"	III	1-7/8"	1-19/32"	1-7/64"	63/64"
34140	1-1/4"	III	1-59/64"	1-21/32"	1-7/64"	1"
34142	1-5/16"	III	1-31/32"	1-13/16"	1-7/64"	1-1/64"
34144	1-3/8"	III	2"	1-7/8"	1-1/4"	1-3/64"
34146	1-7/16"	III	2-1/16"	1-61/64"	1-1/4"	1-3/32"
34148	1-1/2"	III	2-1/8"	2"	1-1/4"	1-1/8"



12 Pt. Deep Sockets

Black Industrial Finish

Part No.	Nom. Size	Shape	L	Ds	Dd	Bd
34612	3/8"	I	3-3/64"	39/64"	13/16"	37/64"
34614	7/16"	I	3-3/64"	11/16"	13/16"	23/32"
34616	1/2"	I	3-3/64"	3/4"	13/16"	17/64"
34618	9/16"	II	3-3/64"	53/64"	-	21/64"
34620	5/8"	II	3-3/64"	29/32"	-	3/8"
34622	11/16"	II	3-3/64"	63/64"	-	2-11/32"
34624	3/4"	II	3-3/64"	1-1/16"	-	2-21/64"
34626	13/16"	II	3-3/64"	1-1/8"	-	2-19/64"
34628	7/8"	II	3-3/64"	1-3/16"	-	2-9/32"
34630	15/16"	II	3-3/64"	1-9/32"	-	2-17/64"
34632	1"	II	3-3/64"	1-23/64"	-	2-1/4"
34634	1-1/16"	III	3-3/64"	1-7/16"	1-7/64"	2-13/64"
34636	1-1/8"	III	3-3/64"	1-1/2"	1-7/64"	2-11/64"
34638	1-3/16"	III	3-3/64"	1-19/32"	1-7/64"	2-5/32"
34640	1-1/4"	III	3-3/64"	1-21/32"	1-7/64"	2-1/8"
34642	1-5/16"	III	3-3/64"	1-13/16"	1-7/64"	2-7/64"
34644	1-3/8"	III	3-3/64"	1-7/8"	1-1/4"	2-3/32"
34646	1-7/16"	III	3-3/64"	1-61/64"	1-1/4"	1-1/16"
34648	1-1/2"	III	3-3/64"	2-1/64"	1-1/4"	2-3/64"



Refer to socket dimensional drawings on page 185.

Wright Drive® 6 Pt. & 12 Pt. design sockets and combination wrenches give ten times more fastener contact area than conventional designs.

1/2"



Sockets, Ratchets & Attachments



8 Pt. (Double Square) Deep Impact Sockets

Part No.	Nom. Size	Shape	L	Ds	Dd	Bd
4772	3/8"	I	3-1/4"	47/64"	15/16"	5/32"
4774	7/16"	I	3-1/4"	13/16"	31/32"	7/32"
4776	1/2"	II	3-1/4"	—	31/32"	17/64"
4778	9/16"	II	3-1/4"	—	1-1/32"	21/64"
4780	5/8"	II	3-1/4"	—	1-5/32"	2-33/64"
4782	11/16"	II	3-1/4"	—	1-1/4"	2-1/2"
4784	3/4"	II	3-1/4"	—	1-5/16"	2-15/32"
4786	13/16"	II	3-1/4"	—	1-3/8"	2-29/64"
4788	7/8"	III	3-1/2"	1-9/16"	1-3/8"	2-5/8"
4790	15/16"	III	3-1/2"	1-5/8"	1-3/8"	2-19/32"
4792	1"	III	3-1/2"	1-3/4"	1-3/8"	2-37/64"
4794	1-1/16"	III	3-1/2"	1-27/32"	1-5/8"	2-35/64"
4796	1-1/8"	III	3-1/2"	2"	1-13/32"	2-33/64"



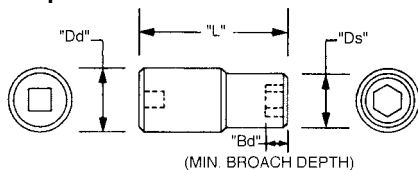
6 Pt. Standard Impact Sockets

Part No.	Nom. Size	Shape	L	Ds	Dd	Bd
4812	3/8"	I	1-15/32"	21/32"	15/16"	5/32"
4814	7/16"	I	1-15/32"	23/32"	15/16"	7/32"
4816	1/2"	I	1-15/32"	51/64"	15/16"	7/64"
4818	9/16"	I	1-15/32"	7/8"	15/16"	21/64"
4820	5/8"	II	1-15/32"	1"	—	21/64"
4822	11/16"	II	1-15/32"	1-1/16"	—	49/64"
4824	3/4"	II	1-1/2"	1-5/32"	—	25/32"
4826	13/16"	II	1-9/16"	1-15/64"	—	53/64"
4828	7/8"	II	1-5/8"	1-5/16"	—	55/64"
4830	15/16"	II	1-11/16"	1-25/64"	—	29/32"
4832	1"	II	1-23/32"	1-7/16"	—	59/64"
4834	1-1/16"	III	1-3/4"	1-1/2"	1-3/8"	29/32"
4836	1-1/8"	III	1-13/16"	1-5/8"	1-3/8"	15/16"
4838	1-3/16"	III	1-7/8"	1-11/16"	1-3/8"	63/64"
4840	1-1/4"	III	1-15/16"	1-3/4"	1-3/8"	1-1/32"
4842	1-5/16"	III	2"	2-1/64"	1-3/8"	1-1/16"
4844	1-3/8"	III	2-1/16"	2-1/16"	1-17/32"	1-1/8"
4846	1-7/16"	III	2-1/8"	2-5/32"	1-17/32"	1-5/32"
4848	1-1/2"	III	2-3/16"	2-15/64"	1-17/32"	1-3/16"

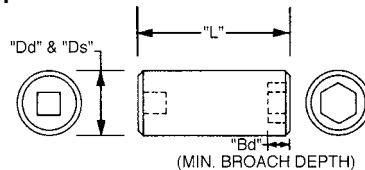
! Caution !

- Always wear safety goggles and use a Ret-Ring when working with impact sockets.

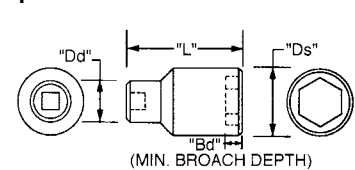
Shape I



Shape II



Shape III



1/2"



Sockets, Ratchets & Attachments



12 Pt. Standard Impact Socket

Part No.	Nom. Size	Shape	L	Ds	Dd	Bd
4864	7/16"	I	1-15/32"	47/64"	15/16"	7/32"
4866	1/2"	I	1-15/32"	13/16"	15/16"	17/64"
4868	9/16"	II	1-15/32"	15/16"	-	21/64"
4870	5/8"	II	1-15/32"	1"	-	3/8"
4872	11/16"	II	1-15/32"	1-1/16"	-	49/64"
4874	3/4"	II	1-15/32"	1-5/32"	-	3/4"
4876	13/16"	II	1-9/16"	1-15/64"	-	53/64"
4878	7/8"	II	1-5/8"	1-5/16"	-	55/64"
4880	15/16"	II	1-11/16"	1-25/64"	-	29/32"
4882	1"	II	1-23/32"	1-7/16"	-	59/64"
4884	1-1/16"	III	1-3/4"	1-1/2"	1-3/8"	29/32"
4886	1-1/8"	III	1-13/16"	1-5/8"	1-3/8"	15/16"
4888	1-1/16"	III	1-7/8"	1-11/16"	1-3/8"	63/64"
4890	1-1/4"	III	1-15/16"	1-3/4"	1-3/8"	1-1/32"
4892	1-5/16"	III	2"	2-1/64"	1-3/8"	1-1/16"
4894	1-3/8"	III	2-1/16"	2-1/16"	1-17/32"	1-1/8"
4896	1-7/16"	III	2-1/8"	2-5/32"	1-17/32"	1-5/32"
4898	1-1/2"	III	2-3/16"	2-15/64"	1-17/32"	1-3/16"



12 Pt. Impact Sockets Should Only Be Used on 12 Pt. Fasteners

6 Pt. Standard Impact Metric Sockets

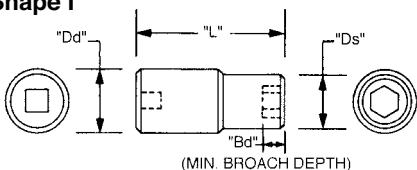
Part No.	Nom. Size	Shape	L	Ds	Dd	Bd
48-10mm	10mm	I	37.30	17.06	23.81	7.94
48-11mm	11mm	I	37.30	18.25	23.81	7.14
48-12mm	12mm	I	37.30	19.45	23.81	8.33
48-13mm	13mm	I	37.30	20.64	23.81	16.67
48-14mm	14mm	I	37.30	22.23	24.60	10.32
48-15mm	15mm	I	37.30	24.93	-	10.32
48-16mm	16mm	II	37.30	24.93	-	11.90
48-17mm	17mm	II	37.30	26.59	-	19.84
48-18mm	18mm	II	38.10	27.89	-	20.27
48-19mm	19mm	II	38.10	29.37	-	20.27
48-20mm	20mm	II	39.69	30.16	-	21.20
48-21mm	21mm	II	39.69	31.75	-	20.87
48-22mm	22mm	II	41.28	32.71	-	22.11
48-23mm	23mm	II	42.86	33.34	-	23.37
48-24mm	24mm	II	42.86	35.30	-	23.04
48-25mm	25mm	II	43.65	36.51	-	23.52
48-26mm	26mm	III	44.45	38.10	34.93	23.35
48-27mm	27mm	III	44.45	38.10	34.93	22.98
48-28mm	28mm	III	46.04	41.28	34.93	24.25
48-30mm	30mm	III	47.63	42.86	34.93	25.16
48-32mm	32mm	III	49.21	44.45	34.93	26.09
48-36mm	36mm	III	53.98	52.39	38.88	29.51



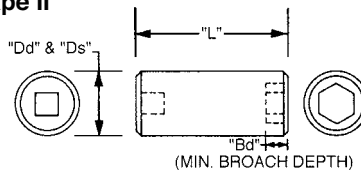
Caution!

- Always wear safety goggles and use a Ret-Ring when working with impact sockets.

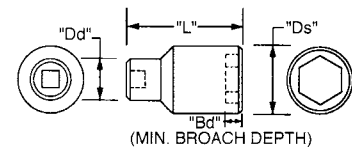
Shape I



Shape II



Shape III





⑥ Pt. Deep Impact Sockets

Part No.	Nom. Size	Shape	L	Ds	Dd	Bd
4912	3/8"	I	3-1/4"	21/32"	15/16"	5/32"
4914	7/16"	I	3-1/4"	23/32"	15/16"	7/32"
4916	1/2"	I	3-1/4"	51/64"	15/16"	17/64"
4918	9/16"	I	3-1/4"	7/8"	31/32"	21/64"
4920	5/8"	II	3-1/4"	1"	-	3/8"
4922	11/16"	II	3-1/4"	1-1/16"	-	2-35/64"
4924	3/4"	II	3-1/4"	1-5/32"	-	2-17/32"
4926	13/16"	II	3-1/4"	1-15/64"	-	2-1/2"
4928	7/8"	II	3-1/4"	1-5/16"	-	2-3/4"
4930	15/16"	II	3-1/4"	1-3/8"	-	2-27/32"
4932	1"	II	3-1/2"	1-7/16"	-	2-45/64"
4934	1-1/16"	III	3-1/2"	1-1/2"	1-3/8"	2-21/32"
4936	1-1/8"	III	3-1/2"	1-5/8"	1-3/8"	2-5/8"
4938	1-3/16"	III	3-1/2"	1-3/4"	1-3/8"	2-19/32"
4940	1-1/4"	III	3-1/2"	1-3/4"	1-3/8"	2-19/32"
4942	1-5/16"	III	3-5/8"	2-1/64"	1-3/8"	2-9/16"
4944	1-3/8"	III	3-5/8"	2-1/16"	1-17/32"	2-35/64"
4946	1-7/16"	III	3-5/8"	2-5/32"	1-17/32"	2-17/32"
4948	1-1/2"	III	3-5/8"	2-15/64"	1-17/32"	2-1/2"



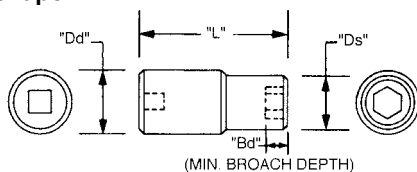
⑫ Pt. Deep Impact Sockets

Part No.	Nom. Size	Shape	L	Ds	Dd	Bd
4964	7/16"	I	3-1/4"	47/64"	15/16"	7/32"
4966	1/2"	I	3-1/4"	13/16"	15/16"	17/64"
4968	9/16"	II	3-1/4"	15/16"	-	21/64"
4970	5/8"	II	3-1/4"	1"	-	3/8"
4972	11/16"	II	3-1/4"	1-1/16"	-	3/8"
4974	3/4"	II	3-1/4"	1-5/32"	-	2-1/2"
4976	13/16"	II	3-1/4"	1-15/64"	-	2-1/2"
4978	7/8"	II	3-1/4"	1-5/16"	-	2-3/4"
4980	15/16"	II	3-1/4"	1-3/8"	-	2-27/32"
4982	1"	II	3-1/2"	1-7/16"	-	2-45/64"
4984	1-1/16"	III	3-1/2"	1-1/2"	1-3/8"	2-21/32"
4986	1-1/8"	III	3-1/2"	1-5/8"	1-3/8"	2-5/8"
4988	1-3/16"	III	3-1/2"	1-3/4"	1-3/8"	2-19/32"
4990A	1-1/4"	III	3-1/2"	1-3/4"	1-3/8"	2-19/32"
4992	1-5/16"	III	3-5/8"	2-1/64"	1-3/8"	2-9/16"
4994	1-3/8"	III	3-5/8"	2-1/16"	1-17/32"	2-35/64"
4996	1-7/16"	III	3-5/8"	2-5/32"	1-17/32"	2-17/32"
4998	1-1/2"	III	3-5/8"	2-15/64"	1-17/32"	2-1/2"

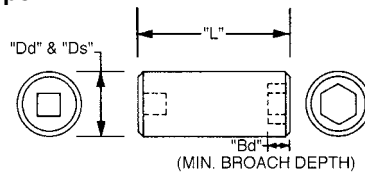
! Caution!

- Always wear safety goggles and use a Ret-Ring when working with impact sockets.

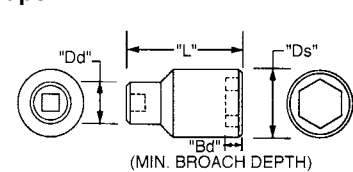
Shape I



Shape II



Shape III



1/2"



Sockets, Ratchets & Attachments



⑥ Pt. Deep Metric Impact Sockets

Part No.	Nom. Size	Shape	L	Ds	Dd	Bd
49-10mm	10mm	I	82.55	17.06	23.81	7.94
49-11mm	11mm	I	82.55	18.26	23.81	7.14
49-12mm	12mm	I	82.55	19.86	23.81	8.33
49-13mm	13mm	I	82.55	20.64	23.81	8.33
49-14mm	14mm	I	82.55	22.23	24.60	10.32
49-15mm	15mm	II	82.55	24.60	—	10.32
49-16mm	16mm	II	82.55	25.40	—	11.90
49-17mm	17mm	II	82.55	26.59	—	12.29
49-18mm	18mm	II	82.55	27.76	—	64.72
49-19mm	19mm	II	82.55	29.36	—	64.05
49-20mm	20mm	II	82.55	30.16	—	63.72
49-21mm	21mm	II	82.55	31.75	—	63.38
49-22mm	22mm	II	82.55	32.54	—	69.40
49-23mm	23mm	II	82.55	34.14	—	69.07
49-24mm	24mm	II	88.90	35.31	—	68.73
49-27mm	27mm	III	88.90	38.10	34.93	67.43
49-29mm	29mm	III	88.90	41.26	34.93	66.76
49-30mm	30mm	III	88.90	42.88	34.93	66.43
49-31mm	31mm	III	88.90	44.45	34.93	66.43
49-32mm	32mm	III	88.90	44.45	34.93	65.76
49-34mm	34mm	III	88.90	51.18	34.93	65.10
49-35mm	35mm	III	88.90	52.37	38.88	64.76
49-36mm	36mm	III	88.90	52.37	38.88	64.43



Caution!

- Always wear safety goggles and use a Ret-Ring when working with impact sockets.

“Flip” Socket

Part No.	Nom. Size	Shape	L	Ds	Dd	Bd
4990	3/4" x 13/16" “Flip” Socket for Wheel Lug Nuts	—	2-1/4"	1-1/4"	—	—



Metric “Flip’ Socket

Part No.	Nom. Size	Shape	L	Ds	Dd	Bd
48-91mm	19mm x 21mm “Flip” Socket for Wheel Lug Nuts	—	2-1/4"	1-1/4"	—	—



Refer to socket dimensional drawings on page 187.

1/2"

Sockets, Ratchets & Attachments



⑤ Pt. Black Penta Socket

Part No.	Nom. Size	Shape	L	Ds	Dd	Bd
9076	13/16 5 Pt. Socket	II	2"	1-1/8"	-	13/16"

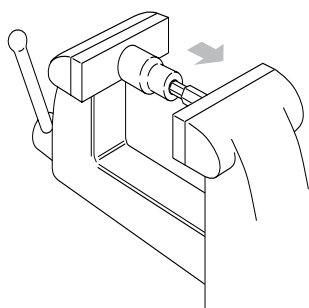


Hex Bit Sockets & Replacement Hex Bits

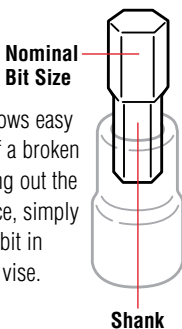
Part No.	Nom. Size	Shape	L	Ds	Dd	L1	Replacement Bit Part No.	Bit Length
4208	1/4"	III	2-3/16"	-	7/8"	11/16"	3208B	1-1/2"
4210	5/16"	III	2-3/16"	-	7/8"	11/16"	3210B	1-1/2"
4212	3/8"	III	2-7/16"	-	7/8"	15/16"	4212B	1-1/2"
4214	7/16"	III	2-7/16"	-	7/8"	15/16"	4214B	1-1/2"
4216	1/2"	III	2-7/16"	-	7/8"	15/16"	4216B	1-1/2"
4218	9/16"	III	2-7/16"	-	1-1/8"	15/16"	4218B	1-1/2"
4220	5/8"	III	2-7/16"	-	1-1/8"	15/16"	4220B	1-1/2"

Metric Hex Bit Sockets & Replacement Hex Bits

Part No.	Nom. Size	Shape	L	Ds	Dd	L1	Replacement Bit Part No.	Bit Length
42-06mm	6mm	III	55mm	-	22mm	17.5mm	32M06B	38mm
42-08mm	8mm	III	55mm	-	22mm	17.5mm	32M08B	38mm
42-10mm	10mm	III	62mm	-	22mm	24mm	42M10B	38mm
42-12mm	12mm	III	62mm	-	22mm	24mm	42M12B	38mm
42-14mm	14mm	III	62mm	-	28.5mm	24mm	42M14B	38mm
42-17mm	17mm	III	62mm	-	28.5mm	24mm	42M17B	38mm



The design allows easy replacement of a broken bit. After driving out the remaining piece, simply press the new bit in using a bench vise.

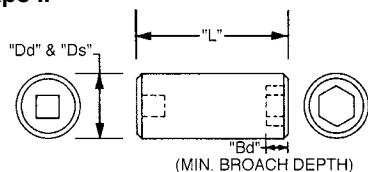


Replacement Hex Bits

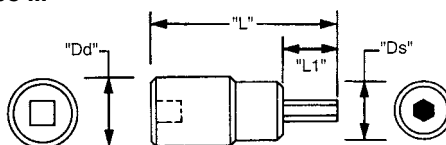
⚠ Caution!

- Always wear safety goggles and use a Ret-Ring when working with impact sockets.

Shape II



Shape III



1/2"



Sockets, Ratchets & Attachments



Long Length Hex Bit Sockets & Replacement Hex Bits

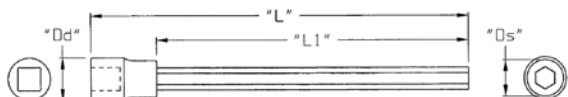
Part No.	Nom. Size	Shape	L	Ds	Dd	L1	Overall Length	Replacement Bit Part No.
42L08	1/4"	III	6-1/2"	43/64"	15/16"	5"	5"	42L08B
42L10	5/16"	III	6-1/2"	43/64"	15/16"	5"	5"	42L10B
42L12	3/8"	III	6-1/2"	45/64"	15/16"	5"	6"	42L12B
42L14	7/16"	III	6-1/2"	3/4"	15/16"	5"	6"	42L14B
42L16	1/2"	IV	6-1/2"	15/16"	-	5"	6"	42L16B
42L18	9/16"	IV	6-1/2"	1-1/32"	-	5"	7"	42L18B
42L20	5/8"	IV	6-1/2"	1-1/32"	-	5"	7"	42L20B



Long Length Metric Hex Bit Sockets & Replacement Hex Bits

Part No.	Nom. Size	Shape	L	Ds	Dd	L1	Overall Length	Replacement Bit Part No.
42L-06mm	6mm	III	165.10	16.94	23.78	127.00	127mm	42L-06MMB
42L-08mm	8mm	III	165.10	16.94	23.78	127.00	127mm	42L-08MMB
42L-10mm	10mm	III	165.10	19.00	23.78	127.00	127mm	42L-10MMB
42L-12mm	12mm	IV	165.10	23.78	-	127.00	152mm	42L-12MMB
42L-14mm	14mm	IV	165.10	25.96	-	127.00	152mm	42L-14MMB
42L-17mm	17mm	IV	165.10	27.94	-	127.00	127mm	42L-17MMB

Shape III



Shape IV



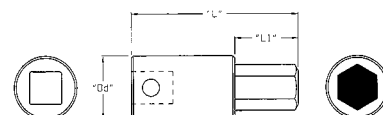
Impact Hex Bit Sockets & Replacement Hex Bits

Part No.	Nom. Size	L	Dd	L1	Bit Length	Replacement Bit Part No.
42B08	1/4"	2-7/16"	15/16"	15/16"	1-1/2"	42B08B
42B10	5/16"	2-7/16"	15/16"	15/16"	1-1/2"	42B10B
42B12	3/8"	2-7/16"	15/16"	15/16"	1-1/2"	42B12B
42B14	7/16"	2-7/16"	15/16"	15/16"	1-1/2"	42B14B
42B16	1/2"	2-5/8"	1-1/16"	1"	1-5/8"	42B16B
42B18	9/16"	2-5/8"	1-1/16"	1"	1-5/8"	42B18B
42B20	5/8"	2-5/8"	1-1/16"	1"	1-5/8"	42B20B



Impact Hex Metric Bit Sockets & Replacement Hex Bits

Part No.	Nom. Size	L	Dd	L1	Bit Length	Replacement Bit Part No.
42B-06MM	6mm	61.98	23.62	23.88	38.10	42BM06B
42B-08MM	8mm	61.98	23.62	23.88	38.10	42BM08B
42B-10MM	10mm	61.98	23.62	23.88	38.10	42BM10B
42B-12MM	12mm	66.68	26.80	25.40	41.28	42BM12B
42B-14MM	14mm	66.68	26.80	25.40	41.28	42BM14B
42B-17MM	17mm	66.68	26.80	25.40	41.28	42BM17B



Sockets, Ratchets & Attachments

1/2"



9287



9288

Torx Bits

Part No.	Hex Size	Shape	Bit Size	L
9287	7/16"	I	T-55	1-1/2"
9288	1/2" Sq. Drive	II	T-60	2-1/8"



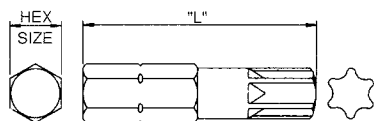
Torx Bit Holders

Part No.	Description	Shape	Dr. Sq. Size	Hex Size	L	Ds	Dd
9291	1/2" Dr. 7/16" Hex Bit Holder	III	1/2"	7/16"	1-1/2"	7/8"	11/16"

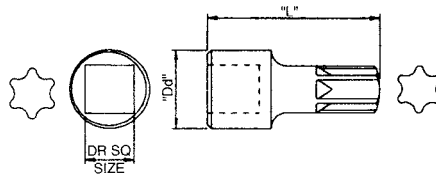


Sockets, Ratchets & Attachments

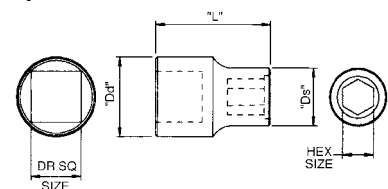
Shape I



Shape II



Shape III





**31 Pieces – 12 Pt. Standard Socket Set
Set No. 631**

Part No.	Description	Part No.	Description
6128	7/8"	6160	1-7/8"
6130	15/16"	6164	2"
6132	1"	6166	2-1/16"
6134	1-1/16"	6168	2-1/8"
6136	1-1/8"	6170	2-3/16"
6138	1-3/16"	6172	2-1/4"
6140	1-1/4"	6176	2-3/8"
6142	1-5/16"	6400	Ratchet
6144	1-3/8"	6403	3-1/2" Extension
6146	1-7/16"	6408	8" Extension
6148	1-1/2"	6416	16" Extension
6150	1-9/16"	6435	Flex Handle
6152	1-5/8"	6440	Bull Bar
6154	1-11/16"	6443	Sliding T
6156	1-3/4"	6475	Universal
6158	1-13/16"	237	Metal Box



**22 Pieces – 12 Pt. Standard Socket Set
Set No. 623**

Part No.	Description	Part No.	Description
6128	7/8"	6152	1-5/8"
6130	15/16"	6154	1-11/16"
6132	1"	6156	1-3/4"
6134	1-1/16"	6158	1-13/16"
6136	1-1/8"	6160	1-7/8"
6138	1-3/16"	6164	2"
6140	1-1/4"	6400	Ratchet
6142	1-5/16"	6403	3-1/2" Extension
6144	1-3/8"	6408	8" Extension
6146	1-7/16"	6443	Sliding T
6148	1-1/2"	237	Metal Box
6150	1-9/16"		



3/4"

Sockets, Ratchets & Attachments



19 Pieces – 12 Pt. Standard Socket Set Set No. 618

Part No.	Description	Part No.	Description
6128	7/8"	6152	1-5/8"
6130	15/16"	6154	1-11/16"
6132	1"	6156	1-3/4"
6134	1-1/16"	6158	1-13/16"
6136	1-1/8"	6160	1-7/8"
6140	1-1/4"	6164	2"
6142	1-5/16"	6400	Ratchet
6144	1-3/8"	6408	8" Extension
6146	1-7/16"	6435	Flex Handle
6148	1-1/2"	237	Metal Box



13 Pieces – 12 Pt. Standard Socket Set Set No. 614

Part No.	Description	Part No.	Description
6128	7/8"	6144	1-3/8"
6130	15/16"	6146	1-7/16"
6132	1"	6148	1-1/2"
6134	1-1/16"	6152	1-5/8"
6136	1-1/8"	6400	Ratchet
6140	1-1/4"	6408	8" Extension
6142	1-5/16"	96A	Metal Box



13 Pieces – 6 Pt. Deep Socket Set Set No. 625

Part No.	Description	Part No.	Description
6524	3/4"	6538	1-3/16"
6526	13/16"	6540	1-1/4"
6528	7/8"	6542	1-5/16"
6530	15/16"	6544	1-3/8"
6532	1"	6546	1-7/16"
6534	1-1/16"	6548	1-1/2"
6536	1-1/8"	23	Metal Box

3/4"



Sockets, Ratchets & Attachments



31 Pieces – 12 Pt. Standard Metric Socket Set Set No. 650

Part No.	Description	Part No.	Description
61-19mm	19mm	61-41mm	41mm
61-21mm	21mm	61-42mm	42mm
61-22mm	22mm	61-46mm	46mm
61-23mm	23mm	61-50mm	50mm
61-24mm	24mm	61-54mm	54mm
61-25mm	25mm	61-55mm	55mm
61-26mm	26mm	61-58mm	58mm
61-27mm	27mm	61-60mm	60mm
61-28mm	28mm	6400	3/4" Drive Ratchet
61-29mm	29mm	6403	3-1/2" Extension
61-30mm	30mm	6408	8" Extension
61-31mm	31mm	6416	16" Extension
61-32mm	32mm	6435	3/4" Drive Flex Handle
61-35mm	35mm	6443	Sliding T
61-36mm	36mm	6475	Universal
61-38mm	38mm	237	Metal Box



24 Pieces – 12 Pt. Standard Metric Socket Set Set No. 624

Part No.	Description	Part No.	Description
61-19mm	19mm	61-35mm	35mm
61-21mm	21mm	61-36mm	36mm
61-22mm	22mm	61-38mm	38mm
61-23mm	23mm	61-41mm	41mm
61-24mm	24mm	61-42mm	42mm
61-25mm	25mm	61-46mm	46mm
61-26mm	26mm	61-50mm	50mm
61-27mm	27mm	61-54mm	54mm
61-28mm	28mm	61-55mm	55mm
61-29mm	29mm	61-58mm	58mm
61-30mm	30mm	61-60mm	60mm
61-31mm	31mm		Cardboard Carton
61-32mm	32mm		



9 Pieces – 12 Pt. Thin Wall Power Socket Set Set No. 603

Part No.	Description	Part No.	Description
6724	3/4"	6734	1-1/16"
6726	13/16"	6736	1-1/8"
6728	7/8"	6738	1-3/16"
6730	15/16"	6740	1-1/4"
6732	1"		Cardboard Carton



3/4"



Sockets, Ratchets & Attachments



11 Pieces – 12 Pt. Thin Wall Power Socket Set Set No. 604

Part No.	Description	Part No.	Description
6742	1-5/16"	6754	1-11/16"
6744	1-3/8"	6756	1-3/4"
6746	1-7/16"	6758	1-13/16"
6748	1-1/2"	6760	1-7/8"
6750	1-9/16"	6764	2"
6752	1-5/8"		Cardboard Carton



9 Pieces – 6 Pt. Standard Impact Socket Set Set No. 609

Part No.	Description	Part No.	Description
6824	3/4"	6834	1-1/16"
6826	13/16"	6836	1-1/8"
6828	7/8"	6838	1-3/16"
6830	15/16"	6840	1-1/4"
6832	1"		Cardboard Carton



14 Pieces – 6 Pt. Standard Impact Socket Set Set No. 610

Part No.	Description	Part No.	Description
6824	3/4"	6840	1-1/4"
6826	13/16"	6842	1-5/16"
6828	7/8"	6844	1-3/8"
6830	15/16"	6846	1-7/16"
6832	1"	6848	1-1/2"
6834	1-1/16"	6852	1-5/8"
6836	1-1/8"	22	Metal Box
6838	1-3/16"		

3/4"



Sockets, Ratchets & Attachments



**8 Pieces – ⑥ Pt. Deep Impact Socket Set
Set No. 608**

Part No.	Description	Part No.	Description
6928	7/8"	6940	1-1/4"
6930	15/16"	6942	1-5/16"
6932	1"	6948	1-1/2"
6934	1-1/16"	Cardboard Carton	
6936	1-1/8"		



**5 Pieces – Impact Hex Bit Socket Set
Set No. 606**

Part No.	Description	Part No.	Description
6218	9/16"	6228	7/8"
6220	5/8"	6232	1"
6224	3/4"	Cardboard Carton	



3/4"



Sockets, Ratchets & Attachments



5 Pieces – Metric Impact Hex Bit Socket Set Set No. 607

Part No.	Description	Part No.	Description
62-14mm	14mm	62-22mm	22mm
62-17mm	17mm	62-24mm	24mm
62-19mm	19mm		Cardboard Carton



19 Pieces – ⑥ 6 Pt. Standard Metric Impact Socket Set Set No. 655

Part No.	Description	Part No.	Description
68-17mm	17mm	68-29mm	29mm
68-19mm	19mm	68-30mm	30mm
68-20mm	20mm	68-32mm	32mm
68-21mm	21mm	68-33mm	33mm
68-22mm	22mm	68-34mm	34mm
68-23mm	23mm	68-35mm	35mm
68-24mm	24mm	68-36mm	36mm
68-26mm	26mm	68-38mm	38mm
68-27mm	27mm	68-41mm	41mm
68-28mm	28mm		Cardboard Box

3/4"




Sockets, Ratchets & Attachments



**14 Pieces – ⑥ 6 Pt. Deep Metric Impact Socket Set
Set No. 660**

Part No.	Description	Part No.	Description
69-19mm	19mm	69-32mm	32mm
69-21mm	21mm	69-33mm	33mm
69-22mm	22mm	69-35mm	35mm
69-23mm	23mm	69-36mm	36mm
69-24mm	24mm	69-38mm	38mm
69-26mm	26mm	69-41mm	41mm
69-27mm	27mm	Cardboard Box	
69-30mm	30mm		



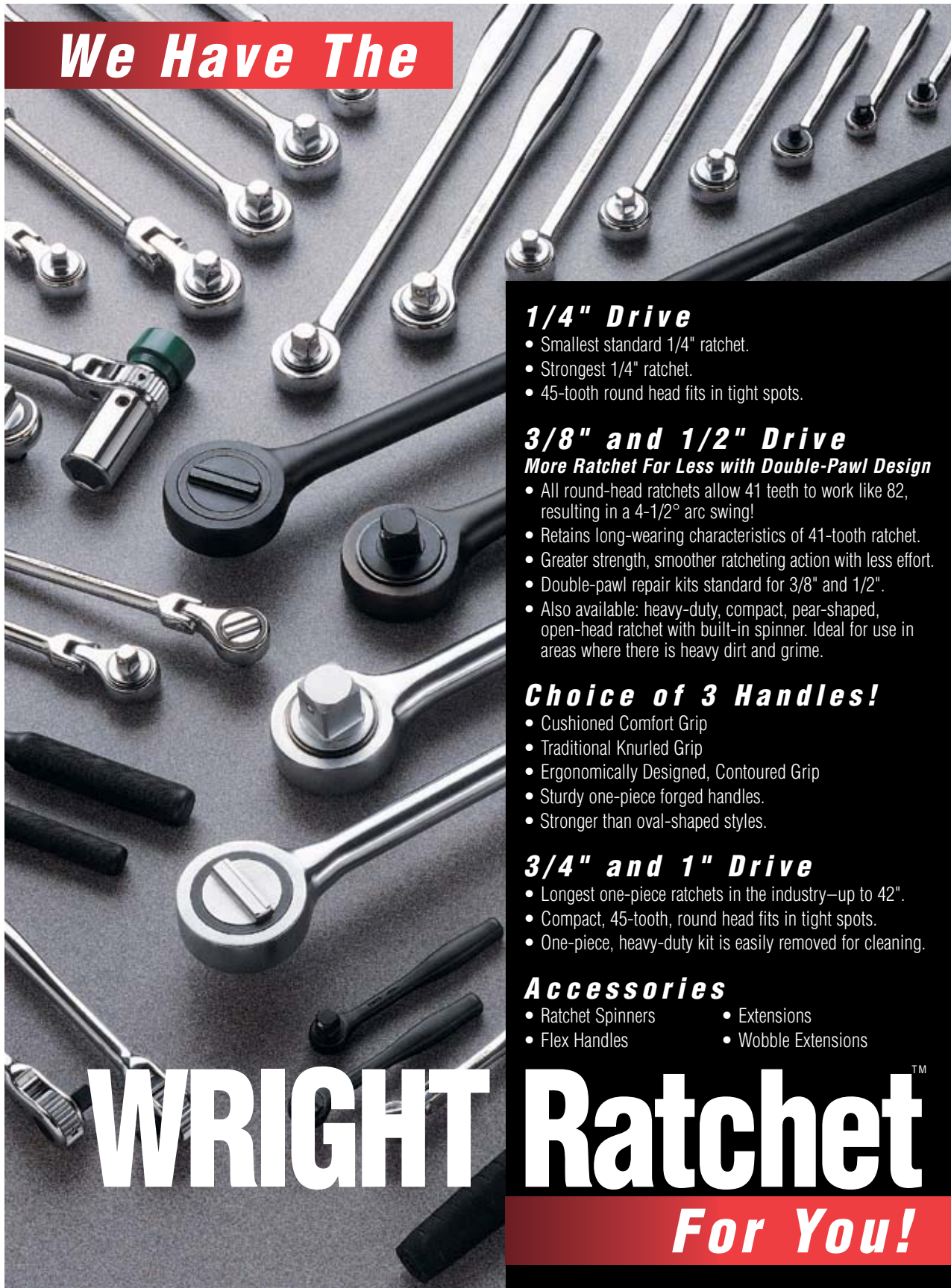
3/4"



Sockets, Ratchets & Attachments



We Have The



3/4"



Sockets, Ratchets & Attachments

1/4" Drive

- Smallest standard 1/4" ratchet.
- Strongest 1/4" ratchet.
- 45-tooth round head fits in tight spots.

3/8" and 1/2" Drive

More Ratchet For Less with Double-Pawl Design

- All round-head ratchets allow 41 teeth to work like 82, resulting in a 4-1/2° arc swing!
- Retains long-wearing characteristics of 41-tooth ratchet.
- Greater strength, smoother ratcheting action with less effort.
- Double-pawl repair kits standard for 3/8" and 1/2".
- Also available: heavy-duty, compact, pear-shaped, open-head ratchet with built-in spinner. Ideal for use in areas where there is heavy dirt and grime.

Choice of 3 Handles!

- Cushioned Comfort Grip
- Traditional Knurled Grip
- Ergonomically Designed, Contoured Grip
- Sturdy one-piece forged handles.
- Stronger than oval-shaped styles.

3/4" and 1" Drive

- Longest one-piece ratchets in the industry—up to 42".
- Compact, 45-tooth, round head fits in tight spots.
- One-piece, heavy-duty kit is easily removed for cleaning.

Accessories

- Ratchet Spinners
- Extensions
- Flex Handles
- Wobble Extensions

WRIGHT Ratchet™

For You!



Ratchets

Drop forged, one-piece handle. Handle design allows operator to "feel" the fastener. Precision machined 45 tooth head gives long life and short arc swing. Kit is easily removed for cleaning or replacement.

Part No.	Description	Overall Length
6400	Knurled Steel Handle	24"
36400	Black Knurled Steel Handle	24"
6425	Long Black Knurled Steel Handle	42"



6400



36400



6425

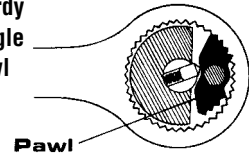
Renewal Kit

Part No.	Description
6402	45 Tooth, 6400 Ratchet
36402	For 6425, 36400 Ratchet – Black

NOTE: When cleaning your ratchet re-lubricate with light oil only.



**Sturdy
Single
Pawl**



Pawl

Extensions

Part No.	Description
6403	3-1/2"
6408	8"
6416	16"



Flex Handles

Steel pin and tension washer construction for added strength. No binding or locked joint.

Part No.	Description	Overall Length
6435	Knurled Steel Handle	22"
36435	Black Knurled Steel Handle	21-5/8"



6435



36435

3/4"



Sockets, Ratchets & Attachments



Bull Bar

2-set screw locking position head – knurled grip 24" length. Extra strength for heavy-duty applications.



Part No.	Description
6440	24"
6441	Repair Kit for 6440



Universal

Steel pin and tension washer construction for added strength. No binding or locked joint.

Part No.	Overall Length
6475	3-13/16"



Sliding T

Head held in place by friction ball so it can slide to ends of bar with no overhang. Works in tighter places.

Part No.	Overall Length
6443	17-1/2"



Replacement Sliding T Drive

Part No.	Description
6444	Repair Kit for 6443

Refer to page 202 for Installation Instructions.



Adaptor

For interchange of sockets and attachments from one drive size to another.

Part No.	Description	Length
6450	3/4" F x 1/2" M	2-1/8"

3/4"



Sockets, Ratchets & Attachments



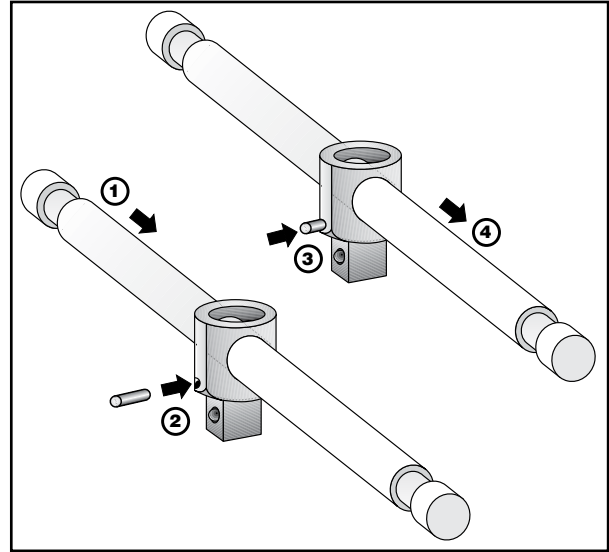
Sliding T Renewal Kit (#6444 & 8444) Installation Instruction

To remove old body from bar:

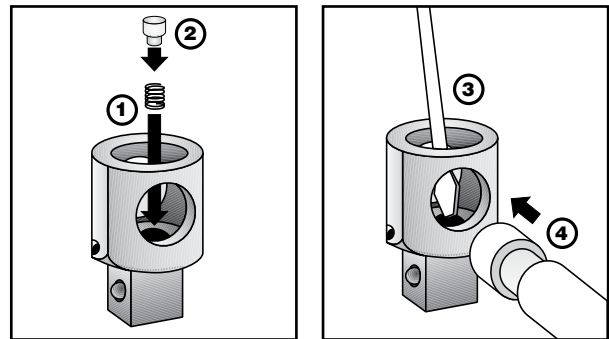
1. Position old body midway between the ends of the bar.
2. Insert the solid pin supplied with the kit, smooth end first into the hole in the side of the old body. Note: If the body to be replaced does not have a hole in the side as with old design parts the bar can be driven out of the body using a punch.
3. Drive the pin in until solid resistance is felt. This will lock the plunger in the down position.
Note: The pin may not be flush with the body.
4. Slide the body off the bar from either end.
5. Discard old body.

To Install New Kit Onto Existing Bar:

1. Drop the spring into the hole inside the body.
2. Insert the plunger, small end first, into the spring.
3. Press the plunger into the hole flush with the bottom of the body using a small punch or screw driver.
4. While holding the plunger flush with the bottom, insert the bar into the body and over the plunger.
5. Slide the body past the retaining notch in the bar.
6. The body is now locked on the bar but free to slide between the end notches of the bar.



To remove old body from bar



To Install New Kit Onto Existing Bar

Impact Universal Joint

Part No.	Description	Ret-Ring	Overall Length
6800	Universal	6581	3-1/2"



3/4"



Sockets, Ratchets & Attachments



6900



6901

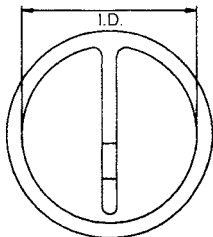
Impact Adaptors

Part No.	Description	Ret-Ring	Length
6900	3/4" F x 1/2" M	6580	2-1/8"
6901	3/4" F x 1" M	6581	2-1/2"



Impact Extensions

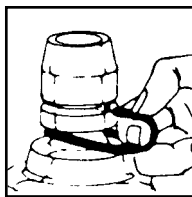
Part No.	Description	Ret-Ring
6907	7"	6581
6910	10"	6581
6913	13"	6581
69E24	24"	6581
69E36	36"	6581



3/4" Drive Ret-Ring™ One-Piece Socket Retainers

Conveniently replaces "O" Rings and Pins. See individual part numbers for size.

Part No.	I.D.
6580	1-1/4"
6581	1-7/16"
6581A	2"
6582	1-5/8"
6582A	1-3/4"
6582B	2-1/8"




Step 1

Place Socket Retainer over square driver. Place Socket on square driver aligning retention holes. Hold center pin of Retainer between thumb and index finger, and insert it through retention holes.



Step 2

Push center pin of Socket Retainer all the way in.



Step 3

Pull O-ring of Socket Retainer up into groove on Socket.

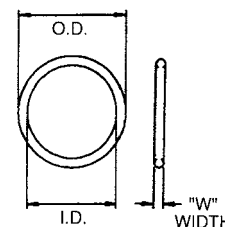
3/4"



Sockets, Ratchets & Attachments

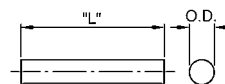


"O" Rings



Part No.	O.D.	I.D.	Width	For Tool Numbers
6574	1-3/8"	1-1/8"	1/8"	6724 thru 6730, 6754
6575	1-1/2"	1-1/4"	1/8"	6732 thru 6744; 6900
6577	1-11/16"	1-7/16"	1/8"	6218 thru 6232, 62-14 thru 62-24, 6746 thru 6754, 6780 thru 6794; 67-19 thru 67-40, 67-46, 67-50, 6818 thru 6834; 6865, 6866, 6868, 6870, 6893, 68-87, 68-91, 6901, 6907, 6910, 6913, 6918 thru 6936, 6969 thru 6982; 69-19 thru 69-24, 69-21 thru 69-23
6578	1-7/8"	1-5/8"	1/8"	6756 thru 6764; 67-41, 6836 thru 6864; 6870, 6874, 6878 thru 6882; 68-17 thru 68-30, 68-32 thru 68-50; 6800, 69-26, 6938 thru 6968 69-27 thru 69-38
8577	2"	1-3/4"	1/8"	6766 thru 6776; 68-32 thru 68-50, 67-55, 6993, 6872, 6876, 6886, 69-41, 69-43,
8578	2-3/8"	2-1/8"	1/8"	6991

Retainer Pins



Part No.	O.D.	Length	For Tool Numbers
6573	3/16"	1-1/16"	6724 thru 6738
6576	3/16"	1-1/4"	62-18 thru 62-32, 62-14 thru 62-24, 67-40 thru 67-64, 67-19 thru 67-27, 67-29 thru 67-40, 6818 thru 6834, 68-17 thru 68-50; 68-87, 68-91, 6800, 6893, 6865, 6866, 6918 thru 6952, 6969 thru 6982; 6900, 6901, 6907, 6910, 6913, 69-19 thru 69-38; 67-41, 67-46, 67-50
8576	3/16"	1-3/4"	6766 thru 6776, 6836 thru 6864, 6868 thru 6882; 6886, 6954 thru 6986; 6991, 6993, 8991, 69-26, 69-41, 69-43

3/4"

Sockets, Ratchets & Attachments



⑥ Pt. Deep Sockets

Part No.	Nom. Size	Shape	L	Ds	Dd	Bd
6524	3/4"	II	3-1/2"	1-15/64"	1-19/64"	1/2"
6526	13/16"	II	3-1/2"	1-19/64"	—	1/2"
6528	7/8"	II	3-1/2"	1-3/8"	—	17/32"
6530	15/16"	II	3-1/2"	1-27/64"	—	9/16"
6532	1"	II	3-1/2"	1-15/32"	—	19/32"
6534	1-1/16"	III	3-1/2"	1-37/64"	1-7/16"	2-1/2"
6536	1-1/8"	III	3-1/2"	1-21/32"	1-7/16"	2-31/64"
6538	1-3/16"	III	3-1/2"	1-23/32"	1-32/64"	2-15/32"
6540	1-1/4"	III	3-1/2"	1-55/64"	1-1/2"	2-7/16"
6542	1-5/16"	III	3-1/2"	1-29/32"	1-9/16"	2-27/64"
6544	1-3/8"	III	3-1/2"	1-29/32"	1-9/16"	2-13/32"
6546	1-7/16"	III	3-1/2"	2-1/16"	1-43/64"	2-3/8"
6548	1-1/2"	III	3-1/2"	2-3/32"	1-43/64"	2-23/64"
6552	1-5/8"	III	3-1/2"	2-7/32"	1-39/64"	2-5/16"



⑫ Pt. Standard Sockets

Part No.	Nom. Size	Shape	L	Ds	Dd	Bd
6124	3/4"	I	2"	1-15/64"	1-19/64"	1/2"
6126	13/16"	II	2"	1-19/64"	—	1/2"
6128	7/8"	II	2"	1-3/8"	—	1/2"
6130	15/16"	II	2"	1-13/32"	—	35/64"
6132	1"	II	2-1/32"	1-15/32"	—	1-1/32"
6134	1-1/16"	III	2-1/16"	1-9/16"	1-29/64"	1-3/64"
6136	1-1/8"	III	2-1/8"	1-43/64"	1-29/64"	1-5/64"
6138	1-3/16"	III	2-1/8"	1-23/32"	1-29/64"	1-1/16"
6140	1-1/4"	III	2-3/16"	1-27/32"	1-37/64"	1-7/64"
6142	1-5/16"	III	2-1/4"	1-29/32"	1-37/64"	1-5/32"
6144	1-3/8"	III	2-1/4"	1-29/32"	1-37/64"	1-1/8"
6146	1-7/16"	III	2-5/16"	2-1/16"	1-37/64"	1-11/64"
6148	1-1/2"	III	2-5/16"	2-3/32"	1-39/64"	1-5/32"
6150	1-9/16"	III	2-7/16"	2-3/32"	1-39/64"	1-1/4"
6152	1-5/8"	III	2-1/2"	2-7/32"	1-39/64"	1-19/64"
6154	1-11/16"	III	2-1/2"	2-5/16"	1-5/8"	1-9/32"
6156	1-3/4"	III	2-21/32"	2-25/64"	1-43/64"	1-13/32"
6158	1-13/16"	III	2-13/16"	2-1/2"	1-3/4"	1-35/64"
6160	1-7/8"	III	2-7/8"	2-19/32"	1-3/4"	1-37/64"
6164	2"	III	3"	2-11/16"	1-3/4"	1-11/16"
6166	2-1/16"	III	3-1/32"	2-47/64"	1-61/64"	1-45/64"
6168	2-1/8"	III	3-1/16"	2-55/64"	1-61/64"	1-23/32"
6170	2-3/16"	III	3-1/16"	2-55/64"	1-61/64"	1-11/16"
6172	2-1/4"	III	3-1/16"	3-1/32"	1-61/64"	1-51/64"
6176	2-3/8"	III	3-1/4"	3-1/32"	1-61/64"	1-13/16"



Sockets, Ratchets & Attachments



12 Pt. Standard Metric Sockets

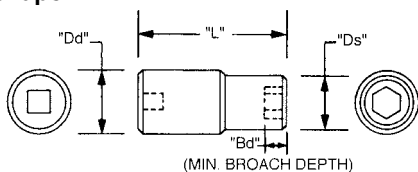
Part No.	Nom. Size	Shape	L	Ds	Dd	Bd
61-19mm	19mm	I	50.80	31.34	32.94	12.70
61-21mm	21mm	II	50.80	32.94	—	12.70
61-22mm	22mm	II	50.80	34.14	—	12.70
61-23mm	23mm	II	50.80	34.52	—	13.49
61-24mm	24mm	II	50.80	34.93	—	13.89
61-25mm	25mm	II	51.21	36.53	—	14.30
61-26mm	26mm	II	51.21	37.31	—	26.08
61-27mm	27mm	III	52.39	40.08	36.91	26.59
61-28mm	28mm	III	53.98	40.87	36.91	28.41
61-29mm	29mm	III	53.98	42.06	36.91	28.08
61-30mm	30mm	III	53.98	42.88	36.91	27.75
61-31mm	31mm	III	55.58	44.45	40.08	29.02
61-32mm	32mm	III	55.58	46.43	40.08	28.68
61-35mm	35mm	III	57.15	48.41	40.08	28.58
61-36mm	36mm	III	58.74	51.59	40.08	30.52
61-38mm	38mm	III	60.33	53.19	41.28	31.43
61-41mm	41mm	III	64.29	56.36	40.87	34.39
61-42mm	42mm	III	65.10	56.36	40.87	34.87
61-46mm	46mm	III	73.03	60.33	44.45	41.47
61-50mm	50mm	III	76.20	66.27	44.45	43.31
61-54mm	54mm	III	77.80	72.24	49.23	43.66
61-55mm	55mm	III	80.16	72.62	49.23	45.60
61-58mm	58mm	III	82.55	75.41	49.23	46.99
61-60mm	60mm	III	82.55	79.38	49.23	46.32



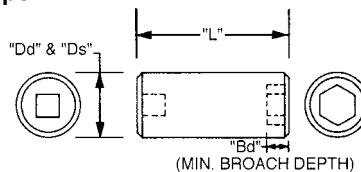
3/4"

Sockets, Ratchets & Attachments

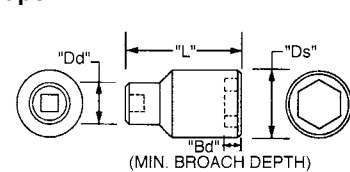
Shape I



Shape II



Shape III





12 Pt. Thin Wall Power Sockets Black Industrial Finish



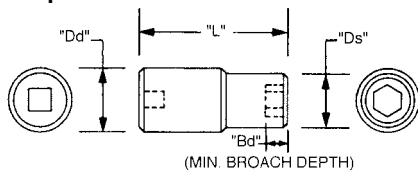
Part No.	Nom. Size	Ret-Ring	Shape	L	Ds	Dd	Bd
6724	3/4"	6580	I	2"	1-15/64"	1-19/64"	1/2"
6726	13/16"	6580	II	2"	1-19/64"	—	1/2"
6728	7/8"	6580	II	2"	1-3/8"	—	1/2"
6730	15/16"	6581	II	2"	1-13/32"	—	35/64"
6732	1"	6581	II	2-1/32"	1-15/32"	—	1-1/32"
6734	1-1/16"	6581	III	2-1/16"	1-9/16"	1-29/64"	1-3/64"
6736	1-1/8"	6581	III	2-1/8"	1-43/64"	1-29/64"	1-5/64"
6738	1-3/16"	6581	III	2-1/8"	1-23/32"	1-29/64"	1-1/16"
6740	1-1/4"	6581	III	2-3/16"	1-27/32"	1-37/64"	1-7/64"
6742	1-5/16"	6581	III	2-1/4"	1-29/32"	1-37/64"	1-5/32"
6744	1-3/8"	6581	III	2-1/4"	1-29/32"	1-37/64"	1-1/8"
6746	1-7/16"	6581	III	2-5/16"	2-1/16"	1-37/64"	1-11/64"
6748	1-1/2"	6581	III	2-5/16"	2-3/32"	1-39/64"	1-5/32"
6750	1-9/16"	6581	III	2-1/2"	2-3/32"	1-39/64"	1-1/4"
6752	1-5/8"	6581	III	2-1/2"	2-7/32"	1-39/64"	1-19/64"
6754	1-11/16"	6581	III	2-1/2"	2-5/16"	1-5/8"	1-9/32"
6756	1-3/4"	6581	III	2-1/2"	2-25/64"	1-43/64"	1-13/32"
6758	1-13/16"	6582	III	2-13/16"	2-1/2"	1-3/4"	1-35/64"
6760	1-7/8"	6582	III	2-7/8"	2-19/32"	1-3/4"	1-37/64"
6764	2"	6582	III	3"	2-11/16"	1-3/4"	1-11/16"
6766	2-1/16"	6582A	III	3-1/32"	2-47/64"	1-61/64"	1-45/64"
6768	2-1/8"	6582A	III	3-1/16"	2-55/64"	1-61/64"	1-23/32"
6770	2-3/16"	6582A	III	3-1/16"	2-55/64"	1-61/64"	1-11/16"
6772	2-1/4"	6582A	III	3-3/16"	3-1/32"	1-61/64"	1-51/64"
6776	2-3/8"	6582A	III	3-1/4"	3-1/32"	1-61/64"	1-13/64"

3/4"

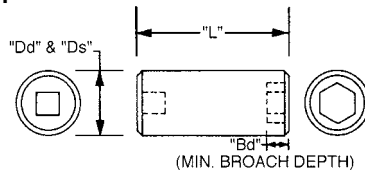


Sockets, Ratchets & Attachments

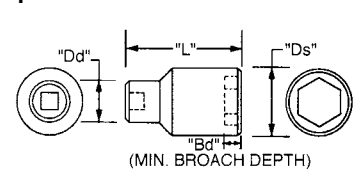
Shape I



Shape II



Shape III





12 Pt. Standard Impact Sockets



Part No.	Nom. Size	Ret-Ring	Shape	L	Ds	Dd	Bd
6780	9/16"	6581	I	2-3/32"	1"	1-5/8"	21/64"
6782	5/8"	6581	I	2-3/32"	1-3/32"	1-5/8"	3/8"
6784	11/16"	6581	I	2-3/32"	1-5/32"	1-5/8"	3/8"
6786	3/4"	6581	I	2-3/32"	1-1/4"	1-5/8"	7/16"
6788	13/16"	6581	I	2-3/32"	1-3/8"	1-5/8"	29/64"
6790	7/8"	6581	I	2-3/32"	1-1/2"	1-5/8"	1/2"
6792	15/16"	6581	I	2-3/32"	1-9/16"	1-5/8"	35/64"
6794	1"	6581	II	2-3/32"	1-5/8"	1-5/8"	35/64"



12 Pt. Impact Sockets Should Only Be Used on 12 Pt. Fasteners

6 Pt. Standard Impact Sockets



Part No.	Nom. Size	Ret-Ring	Shape	L	Ds	Dd	Bd
6818	9/16"	6581	I	2-3/32"	1"	1-5/8"	21/64"
6820	5/8"	6581	I	2-3/32"	1-3/32"	1-5/8"	9/32"
6822	11/16"	6581	I	2-3/32"	1-11/64"	1-5/8"	5/16"
6824	3/4"	6581	I	2-3/32"	1-15/64"	1-5/8"	9/16"
6826	13/16"	6581	I	2-1/8"	1-3/8"	1-5/8"	39/64"
6828	7/8"	6581	I	2-1/8"	1-1/2"	1-5/8"	39/64"
6830	15/16"	6581	I	2-1/8"	1-9/16"	1-5/8"	19/32"
6832	1"	6581	II	2-1/8"	1-5/8"	-	35/64"
6834	1-1/16"	6581	II	2-1/8"	1-11/16"	-	1-7/64"
6836	1-1/8"	6582	II	2-1/8"	1-3/4"	-	1-3/32"
6838	1-3/16"	6582A	II	2-1/8"	1-7/8"	-	1-1/16"
6840	1-1/4"	6582A	II	2-1/8"	2"	-	1-3/64"
6842	1-5/16"	6582A	II	2-1/8"	2"	-	1-1/32"
6844	1-3/8"	6582A	III	2-1/4"	2-1/8"	1-29/32"	1-1/8"
6846	1-7/16"	6582A	III	2-1/4"	2-1/8"	1-29/32"	1-1/8"
6848	1-1/2"	6582A	III	2-1/2"	2-5/16"	1-29/32"	1-23/64"
6850	1-9/16"	6582A	III	2-1/2"	2-13/32"	1-29/32"	1-11/32"
6852	1-5/8"	6582A	III	2-1/2"	2-7/16"	1-29/32"	1-5/16"
6854	1-11/16"	6582A	III	2-5/8"	2-1/2"	1-29/32"	1-27/64"
6856	1-3/4"	6582A	III	2-5/8"	2-1/2"	1-29/32"	1-13/32"
6858	1-13/16"	6582A	III	2-5/8"	2-5/8"	1-29/32"	1-3/8"
6860	1-7/8"	6582A	III	2-3/4"	2-23/32"	1-29/32"	1-31/64"
6862	1-15/16"	6582A	III	2-3/4"	2-13/16"	1-29/32"	1-15/32"
6864	2"	6582A	III	2-7/8"	2-3/4"	1-29/32"	1-9/16"
6890	2-1/16"	6582A	III	2-7/8"	2-7/8"	1-29/32"	1-35/64"
6892	2-1/8"	6582A	III	3-1/16"	3"	1-29/32"	1-23/32"
6894	2-3/16"	6582A	III	3-3/16"	3"	1-29/32"	1-13/16"
6896	2-1/4"	6582A	III	3-3/16"	3-1/16"	1-29/32"	1-51/64"
6898	2-3/8"	6582A	III	3-1/2"	3-1/4"	1-29/32"	2-1/16"



Caution!

- Always wear safety goggles and use a Ret-Ring when working with impact sockets.

Refer to socket dimensional drawings on page 209.





⑥ Pt. Standard Metric Impact Sockets

Part No.	Nom. Size	Ret-Ring	Shape	L	Ds	Dd	Bd
68-17mm	17mm	6581	I	48.41	29.77	41.28	9.53
68-19mm	19mm	6581	I	48.41	31.75	41.28	14.30
68-20mm	20mm	6581	I	48.41	34.13	41.28	15.47
68-21mm	21mm	6581	I	50.80	34.93	41.28	15.47
68-22mm	22mm	6581	I	50.80	34.93	41.28	14.30
68-23mm	23mm	6581	I	50.80	39.70	41.28	12.70
68-24mm	24mm	6581	I	50.80	39.70	41.28	14.30
68-26mm	26mm	6581	II	50.80	41.28	-	17.48
68-27mm	27mm	6581	II	53.98	42.88	-	17.48
68-28mm	28mm	6581	II	53.98	44.45	-	27.83
68-29mm	29mm	6581	III	53.98	46.05	41.68	28.08
68-30mm	30mm	6581	III	53.98	47.63	42.06	27.75
68-32mm	32mm	6582	III	53.98	50.80	45.64	27.08
68-33mm	33mm	6582	III	53.98	50.80	45.64	26.75
68-34mm	34mm	6582	III	53.98	50.80	45.64	26.41
68-35mm	35mm	6582	III	57.15	53.98	45.64	29.26
68-36mm	36mm	6582	III	57.15	53.98	45.64	28.92
68-38mm	38mm	6582	III	57.15	58.75	45.64	28.26
68-41mm	41mm	6582A	III	63.50	61.93	48.82	33.61
68-42mm	42mm	6582A	III	65.10	62.71	48.82	34.87
68-43mm	43mm	6582A	III	66.68	63.50	48.82	36.12
68-46mm	46mm	6582A	III	66.68	66.68	48.82	35.12
68-50mm	50mm	6582A	III	69.85	69.85	48.82	36.96

3/4"

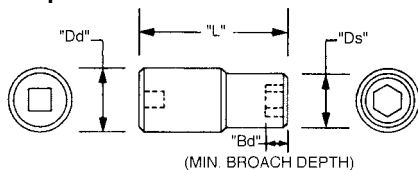


Sockets, Ratchets & Attachments

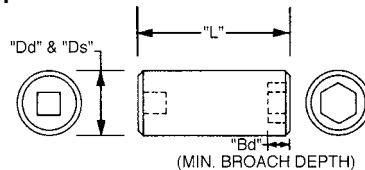
⚠ Caution!

- Always wear safety goggles and use a Ret-Ring when working with impact sockets.

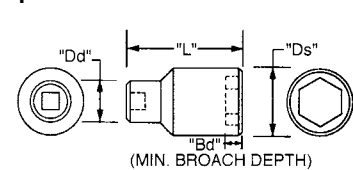
Shape I



Shape II



Shape III





6 Pt. Deep Impact Sockets



Part No.	Nom. Size	Ret-Ring	Shape	L	Ds	Dd	Bd
6918	9/16"	6581	I	3-7/64"	1"	1-5/8"	21/64"
6920	5/8"	6581	I	3-7/64"	1-3/32"	1-5/8"	3/8"
6922	11/16"	6581	I	3-7/64"	1-5/32"	1-5/8"	3/8"
6924	3/4"	6581	I	3-7/64"	1-15/64"	1-5/8"	9/16"
6926	13/16"	6581	I	3-7/64"	1-3/8"	1-5/8"	39/64"
6928	7/8"	6581	I	3-7/64"	1-1/2"	1-5/8"	39/64"
6930	15/16"	6581	I	3-7/64"	1-9/16"	1-5/8"	19/32"
6932	1"	6581	II	3-7/64"	1-5/8"	-	35/64"
6934	1-1/16"	6581	I	3-1/2"	1-11/16"	1-3/4"	2-31/64"
6936	1-1/8"	6582	II	3-1/2"	1-3/4"	-	2-15/32"
6938	1-3/16"	6582A	II	3-1/2"	1-7/8"	-	2-7/16"
6940	1-1/4"	6582A	II	3-1/2"	2"	-	2-27/64"
6942	1-5/16"	6582A	II	3-1/2"	2"	-	2-13/32"
6944	1-3/8"	6582A	III	3-1/2"	2-1/8"	1-29/32"	2-13/32"
6946	1-7/16"	6582A	III	3-1/2"	2-1/8"	1-29/32"	2-3/8"
6948	1-1/2"	6582A	III	3-1/2"	2-5/16"	1-29/32"	2-23/64"
6950	1-9/16"	6582A	III	3-1/2"	2-13/32"	1-29/32"	2-11/32"
6952	1-5/8"	6582A	III	3-1/2"	2-7/16"	1-29/32"	2-5/16"
6954	1-11/16"	6582A	III	3-1/2"	2-1/2"	1-29/32"	2-19/64"
6956	1-3/4"	6582A	III	3-1/2"	2-1/2"	1-29/32"	2-9/32"
6958	1-13/16"	6582A	III	3-1/2"	2-5/8"	1-29/32"	2-1/4"
6960	1-7/8"	6582A	III	3-1/2"	2-23/32"	1-29/32"	2-15/64"
6962	1-15/16"	6582A	III	3-1/2"	2-13/16"	1-29/32"	2-7/32"
6964	2"	6582A	III	3-3/4"	2-3/4"	1-29/32"	2-25/64"
6968	2-1/8"	6582A	III	3-3/4"	3-5/32"	1-29/32"	2-11/32"



12 Pt. Deep Impact Sockets



Part No.	Nom. Size	Ret-Ring	Shape	L	Ds	Dd	Bd
6969	9/16"	6581	I	3-1/4"	1"	1-5/8"	21/64"
6970	5/8"	6581	I	3-1/4"	1-3/32"	1-5/8"	3/8"
6972	11/16"	6581	I	3-1/4"	1-5/32"	1-5/8"	3/8"
6974	3/4"	6581	I	3-1/4"	1-1/4"	1-5/8"	7/16"
6976	13/16"	6581	I	3-1/4"	1-3/8"	1-5/8"	29/64"
6978	7/8"	6581	I	3-1/4"	1-1/2"	1-5/8"	1/2"
6980	15/16"	6581	I	3-1/4"	1-9/16"	1-5/8"	35/64"
6982	1"	6581	II	3-1/4"	1-5/8"	1-5/8"	35/64"
6947	1-1/2"	6581	II	2-3/32"	1-5/8"	1-5/8"	35/64"



12 Pt. Impact Sockets Should Only Be Used on 12 Pt. Fasteners



C a u t i o n !

- Always wear safety goggles and use a Ret-Ring when working with impact sockets.

Refer to socket dimensional drawings on page 211.



⑥ Pt. Deep Metric Impact Sockets



Part No.	Nom. Size	Ret-Ring	Shape	L	Ds	Dd	Bd
69-19mm	19mm	6581	I	78.97	31.75	41.28	11.13
69-21mm	21mm	6581	I	78.97	34.93	41.28	11.51
69-22mm	22mm	6581	I	78.97	34.93	41.28	12.70
69-23mm	23mm	6581	I	78.97	38.89	41.28	12.70
69-24mm	24mm	6581	I	78.97	39.70	41.28	14.30
69-26mm	26mm	6582	I	88.90	41.28	44.45	63.42
69-27mm	27mm	6582	I	88.90	42.88	44.45	63.10
69-30mm	30mm	6582A	I	88.90	47.63	-	62.09
69-32mm	32mm	6582A	II	88.90	50.80	-	61.42
69-33mm	33mm	6582A	II	88.90	50.80	-	61.09
69-35mm	35mm	6582A	III	88.90	53.98	48.82	61.12
69-36mm	36mm	6582A	III	88.90	53.98	48.82	60.67
69-38mm	38mm	6582A	III	88.90	58.75	48.82	60.01
69-41mm	41mm	6582A	III	88.90	61.93	48.82	59.01
69-43mm	43mm	6582A	III	88.90	63.50	48.82	58.34



⑧ Pt. Double Square Impact (Railroad) Sockets

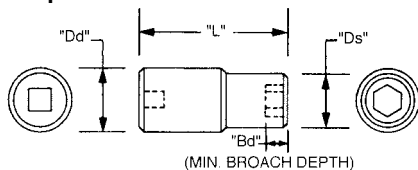


Part No.	Nom. Size	Ret-Ring	Shape	L	Ds	Dd	Bd
6865	3/4"	6581	II	2-1/8"	1-5/8"	-	1/2"
6866	13/16"	6581	II	2-1/8"	1-11/16"	-	1/2"
6868	7/8"	6582	II	2-1/8"	1-3/4"	-	1-7/64"
6870	15/16"	6582A	II	2-1/8"	1-13/16"	-	1-5/64"
6872	1"	6582A	II	2-1/8"	2"	-	1-3/64"
6874	1-1/16"	6582A	III	2-1/4"	2-1/8"	1-29/32"	1-5/32"
6876	1-1/8"	6582A	III	2-1/4"	2-1/4"	1-29/32"	1-1/8"
6878	1-3/16"	6582A	III	2-1/2"	2-5/16"	1-29/32"	1-11/32"
6880	1-1/4"	6582A	III	2-1/2"	2-7/16"	1-29/32"	1-21/32"
6882	1-5/16"	6582A	III	2-5/8"	2-1/2"	1-29/32"	1-27/64"
6886	1-7/16"	582A	III	2-3/4"	2-11/32"	1-29/32"	1-1/2"

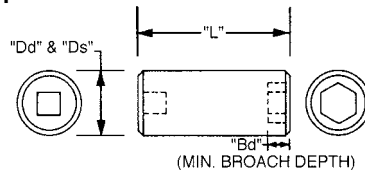
⚠ Caution!

- Always wear safety goggles and use a Ret-Ring when working with impact sockets.

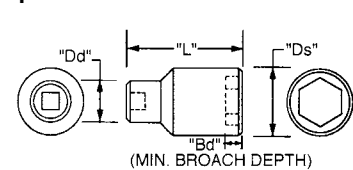
Shape I



Shape II



Shape III



3/4"



Sockets, Ratchets & Attachments



12 Pt. Thin Wall Metric Power Sockets

Black Industrial Finish



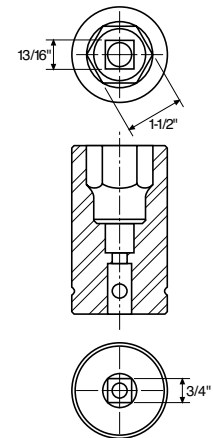
Part No.	Nom. Size	Ret-Ring	Shape	L	Ds	Dd	Bd
67-19mm	19mm	6580	I	50.80	31.34	32.94	12.70
67-22mm	22mm	6580	II	50.80	34.14	-	12.70
67-24mm	24mm	6580	II	50.80	34.93	-	13.89
67-27mm	27mm	6581	III	52.39	40.08	36.91	26.59
67-30mm	30mm	6581	III	53.98	42.88	39.91	27.75
67-32mm	32mm	6581	III	55.58	46.43	40.08	28.68
67-36mm	36mm	6581	III	58.74	51.59	40.48	30.52
67-41mm	41mm	6581	III	64.29	56.36	40.87	34.39
67-46mm	46mm	6582	III	73.03	60.33	44.45	41.47
67-50mm	50mm	6582	III	76.20	66.27	44.45	43.31
67-55mm	55mm	6582A	III	80.16	72.62	49.23	45.60



Budd Wheel Impact Sockets



Part No.	Nom. Size	Ret-Ring	Shape	L	Ds	Dd	Bd
6893	13/16" Sq. Std. Length Budd Wheels	6582	II	2-1/4"	1-5/8"	-	5/8"
6991	1-1/2" Hex x 13/16" Sq. Long Length Combination Socket Budd Wheels	6582B	II	3-13/16"	2-1/4"	-	3/4"
6993	13/16" Sq. Long Length Budd Wheels	6582	II	3-1/8"	1-25/32"	-	5/8"



6991



6893



6993

Caution!

- Always wear safety goggles and use a Ret-Ring when working with impact sockets.

Refer to socket dimensional drawings on page 211.

3/4" Sockets, Ratchets & Attachments



Square Budd Wheel Metric Impact Sockets

Part No.	Nom. Size	Ret-Ring	Shape	L	Ds	Dd	Bd
68-87mm	17mm Sq.	6582	II	55.56	41.28	-	15.66
	Std. Length						
68-91mm	21mm Sq.	6582	II	55.56	41.28	-	15.66
	Std. Length						



Hex Bit Sockets

Part No.	Nom. Size	Ret-Ring	Shape	L	L1	Ds	Dd	Bd
6218	9/16"	6581	N	3-9/32"	1-3/16"	1"	1-5/8"	1-3/16"
6220	5/8"	6581	N	3-1/4"	1-3/16"	1-3/32"	1-5/8"	1-5/32"
6224	3/4"	6581	N	3-11/32"	1-5/16"	1-15/64"	1-5/8"	1-1/4"
6228	7/8"	6581	N	3-1/2"	1-7/16"	1-1/2"	1-5/8"	1-3/8"
6232	1"	6581	N	3-5/8"	1-9/16"	1-5/8"	-	1-1/2"



Replacement Hex Bits

Part No.	Nom. Size	Use For Socket No.	L
6218B	9/16"	6218	1-13/16"
6220B	5/8"	6220	1-13/16"
6224B	3/4"	6224	1-13/16"
6228B	7/8"	6228	1-15/16"
6232B	1"	6232	2-1/16"



Metric Hex Bit Sockets

Part No.	Nom. Size	Ret-Ring	Shape	L	L1	Ds	Dd	Bd
62-14mm	14mm	6581	IV	83.34	35.00	25.40	41.28	34.93
62-17mm	17mm	6581	IV	83.34	35.00	30.16	41.28	34.93
62-19mm	19mm	6581	IV	83.34	35.00	31.75	41.28	34.93
62-22mm	22mm	6581	IV	95.25	35.00	34.93	41.28	34.93
62-24mm	24mm	6581	IV	95.25	35.00	39.69	41.28	34.93

Refer to socket dimensional drawings on page 214.

3/4"



Sockets, Ratchets & Attachments



Metric Replacement Hex Bits

Part No.	Nom. Size	Use For Socket No.	L
62M14B	14mm	62-14mm	83.34
62M17B	17mm	62-17mm	83.34
62M19B	19mm	62-19mm	83.34
62M22B	22mm	62-22mm	95.25
62M24B	24mm	62-24mm	95.25



Ball Joint Impact Sockets

Part No.	Nom. Size	Shape	L	Ds	Dd	Bd
6888	1-7/8"	III	2-3/32"	2-7/16"	1-21/32"	3/8"
6889	2-1/8"	III	2-3/32"	2-23/32"	1-15/16"	7/16"

Sockets for Plymouth, Dodge & Chrysler products.



6888

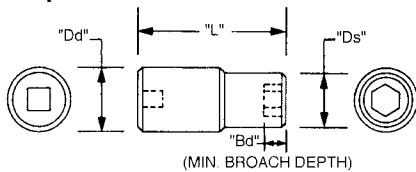


6889

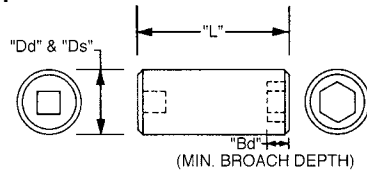
Caution!

- Always wear safety goggles and use a Ret-Ring when working with impact sockets.

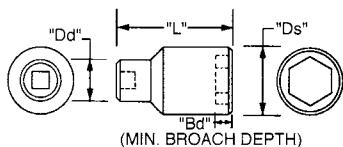
Shape I



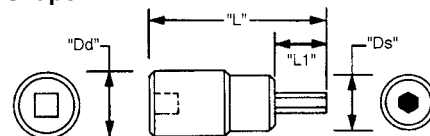
Shape II



Shape III



Shape IV





29 Pieces – 12 Pt. Standard Socket Set Set No. 829

Part No.	Description	Part No.	Description
8146	1-7/16"	8180	2-1/2"
8148	1-1/2"	8182	2-9/16"
8152	1-5/8"	8184	2-5/8"
8154	1-11/16"	8188	2-3/4"
8156	1-3/4"	8190	2-13/16"
8158	1-13/16"	8194	2-15/16"
8160	1-7/8"	8196	3
8162	1-15/16"	8197	3-1/8"
8164	2"	8400	Ratchet
8168	2-1/8"	8408	8" Extension
8170	2-3/16"	8417	17" Extension
8172	2-1/4"	8435	Flex Handle
8174	2-5/16"	8440	Bull Bar
8176	2-3/8"	8443	Sliding T
8178	2-7/16"	299	Metal Box



21 Pieces – 12 Pt. Standard Socket Set Set No. 821

Part No.	Description	Part No.	Description
8146	1-7/16"	8176	2-3/8"
8148	1-1/2"	8180	2-1/2"
8152	1-5/8"	8184	2-5/8"
8154	1-11/16"	8188	2-3/4"
8156	1-3/4"	8194	2-15/16"
8158	1-13/16"	8197	3-1/8"
8160	1-7/8"	8400	Ratchet
8164	2"	8408	8" Extension
8168	2-1/8"	8417	17" Extension
8170	2-3/16"	8443	Sliding T
8172	2-1/4"	299	Metal Box



Sockets, Ratchets & Attachments



We Have The



1"
Sockets, Ratchets & Attachments

1/4" Drive

- Smallest standard 1/4" ratchet.
- Strongest 1/4" ratchet.
- 45-tooth round head fits in tight spots.

3/8" and 1/2" Drive

More Ratchet For Less with Double-Pawl Design

- All round-head ratchets allow 41 teeth to work like 82, resulting in a 4-1/2° arc swing!
- Retains long-wearing characteristics of 41-tooth ratchet.
- Greater strength, smoother ratcheting action with less effort.
- Double-pawl repair kits standard for 3/8" and 1/2".
- Also available: heavy-duty, compact, pear-shaped, open-head ratchet with built-in spinner. Ideal for use in areas where there is heavy dirt and grime.

Choice of 3 Handles!

- Cushioned Comfort Grip
- Traditional Knurled Grip
- Ergonomically Designed, Contoured Grip
- Sturdy one-piece forged handles.
- Stronger than oval-shaped styles.

3/4" and 1" Drive

- Longest one-piece ratchets in the industry—up to 42".
- Compact, 45-tooth, round head fits in tight spots.
- One-piece, heavy-duty kit is easily removed for cleaning.

Accessories

- Ratchet Spinners
- Extensions
- Flex Handles
- Wobble Extensions

WRIGHT RatchetTM

For You!



8400

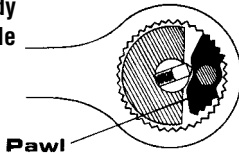


38400



8425

**Sturdy
Single
Pawl**



Ratchets

Drop forged, one-piece handle. Handle design allows operator to "feel" the fastener. Precision-machined 45 tooth head gives long life and short arc swing. Kit is easily removed for cleaning or replacement.

Part No.	Description	Overall Length
----------	-------------	----------------

8400	Knurled Steel Handle	30"
38400	Black Knurled Steel Handle	30"
8425	Long Black Knurled Steel Handle	42"

Renewal Kit

Part No.	Description
----------	-------------

8402	45 Tooth, 8400 Ratchet
38402	For 8425, 38400 Ratchet – Black

NOTE: When cleaning your ratchet re-lubricate with light oil only.



Extensions

Part No.	Description
----------	-------------

8408	8"
8417	17"



Flex Handles

Steel pin and tension washer construction for added strength. No binding or locked joint.

Part No.	Description
----------	-------------

8435	26"
------	-----



Bull Bar

2-position drive square. Used at end or center of handle. Secured with socket head screw.

Part No.	Description
----------	-------------

8440	30" Bull Bar, Stopping Points 1-5/16" and 13-11/16"
8441	Repair Kit for 8440





Sliding T

Head held in place by friction ball so it can slide to ends of bar with no overhang. Works in tighter places.

Part No. Overall Length

8443 22"



Replacement Sliding T Drive

Part No. Description

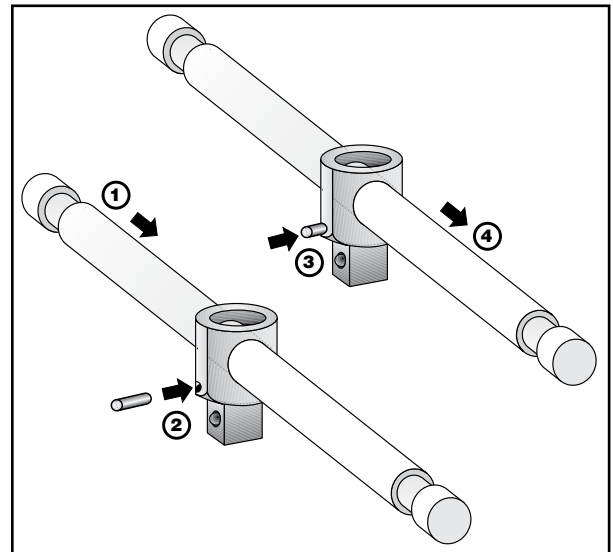
8444 Repair Kit for 8443



Sliding T Renewal Kit (#6444 & 8444) Installation Instruction

To remove old body from bar:

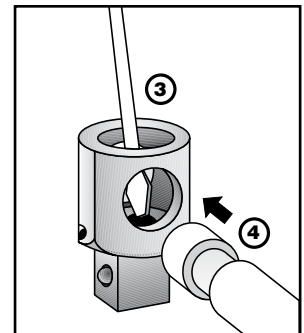
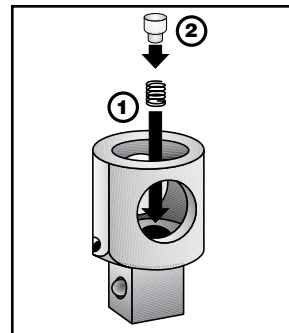
1. Position old body midway between the ends of the bar.
2. Insert the solid pin supplied with the kit, smooth end first into the hole in the side of the old body. Note: If the body to be replaced does not have a hole in the side as with old design parts the bar can be driven out of the body using a punch.
3. Drive the pin in until solid resistance is felt. This will lock the plunger in the down position.
Note: The pin may not be flush with the body.
4. Slide the body off the bar from either end.
5. Discard old body.



To remove old body from bar

To Install New Kit Onto Existing Bar:

1. Drop the spring into the hole inside the body.
2. Insert the plunger, small end first, into the spring.
3. Press the plunger into the hole flush with the bottom of the body using a small punch or screw driver.
4. While holding the plunger flush with the bottom, insert the bar into the body and over the plunger.
5. Slide the body past the retaining notch in the bar.
6. The body is now locked on the bar but free to slide between the end notches of the bar.



To Install New Kit Onto Existing Bar

1"

Sockets, Ratchets & Attachments



Impact Universal Joint

Part No.	Description	Ret-Ring	Overall Length
8800	Universal	6581A	4-1/2"



Impact Adaptors

Part No.	Description	Ret-Ring	Length
8900	1" F x 3/4" M	6583	2-3/4"
8902	1" F x 1-1/2" M	6584	3-1/2"



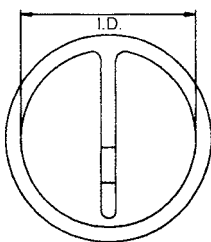
8900



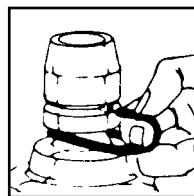
8902

Impact Extensions

Part No.	Description	Ret-Ring
8907	7"	6581A
8910	10"	6581A
8913	13"	6581A
89E24	24"	6581A




Part No.	I.D.
6582C	2"
6582D	2-1/4"
6583	1-3/4"
6584	2-1/8"
6585	2-1/4"
6586	2-1/2"
6587	3-1/8"



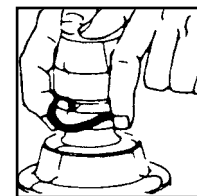
Step 1

Place Socket Retainer over square driver. Place Socket on square driver aligning retention holes. Hold center pin of Retainer between thumb and index finger, and insert it through retention holes.



Step 2

Push center pin of Socket Retainer all the way in.

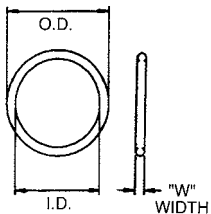


Step 3

Pull O-ring of Socket Retainer up into groove on Socket.

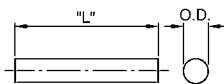
1" Drive Ret-Ring™ One-Piece Socket Retainers

Conveniently replaces "O" Rings and Pins. See individual part numbers for size.



"O" Rings

Part No.	O.D.	I.D.	Width	For Tool Numbers
6577	1-11/16"	1-7/16"	1/8"	8924R
6578	1-7/8"	1-5/8"	1/8"	8900, 8928R
8577	2"	1-3/4"	1/8"	8732, 8736, 8807, 8808, 8809, 8811, 8812, 8824 thru 8854; 88-19mm thru 88-42mm, 8893, 88-87mm, 88-91mm, 8924 thru 8954; 8982, 8986, 8800, 8810, 8810A, 8811, 8901, 8902, 8907, 8910, 8913, 8995, 89-27, 89-30, 89-33, 89-35, 89-41mm, 8934R thru 8942R
8578	2-3/8"	2-1/8"	1/8"	8813, 8815, 8816A, 8817, 8856 thru 8899, 88-46 thru 88-70, 8946 thru 8980R, 8956 thru 8976; 8991



Retainer Pins

Part No.	O.D.	Length	For Tool Numbers
6576	3/16"	1-1/4"	8900, 8924R
8576	3/16"	1-3/4"	8991, 8732, 8728, 8828 thru 8854, 8807 thru 8809; 8810, 8810A, 8811, 8812, 8800, 88-17mm thru 88-42; 88-87, 88-91, 8893, 8901, 8902, 8828R, 8995, 8807, 8910, 8913, 89-24 mm thru 8954, 8934R thru 8942; 8982, 8986, 89-27mm, 89-30mm, 89-33mm, 89-35mm, 89-41mm
8580	3/16"	2-1/8"	8813, 8815, 8816A, 8817, 8856 thru 8899, 88-46mm thru 8870, 8956 thru 8676, 8946R thru 8980R

1"



Sockets, Ratchets & Attachments



12 Pt. Standard Sockets

Part No.	Nom. Size	Shape	L	Ds	Dd	Bd
8134	1-1/16"	II	2-9/32"	1-41/64"	1-41/64"	5/8"
8136	1-1/8"	II	2-9/32"	1-11/16"	1-11/16"	21/32"
8138	1-3/16"	II	2-9/32"	1-3/4"	1-3/4"	21/32"
8140	1-1/4"	II	2-9/32"	1-13/16"	1-13/16"	3/4"
8142	1-5/16"	II	2-11/32"	1-7/8"	1-7/8"	49/64"
8144	1-3/8"	III	2-7/16"	1-15/16"	1-3/4"	25/32"
8146	1-7/16"	III	2-1/2"	2"	1-3/4"	7/8"
8148	1-1/2"	III	2-9/16"	2-1/8"	1-3/4"	55/64"
8152	1-5/8"	III	2-11/16"	2-1/4"	1-3/4"	1"
8154	1-11/16"	III	2-3/4"	2-3/8"	1-15/16"	1"
8156	1-3/4"	III	2-13/16"	2-1/2"	1-15/16"	1-3/32"
8158	1-13/16"	III	2-7/8"	2-9/16"	1-15/16"	1-1/8"
8160	1-7/8"	III	2-15/16"	2-5/8"	2-1/4"	1-1/8"
8162	1-15/16"	III	3"	2-3/4"	2-1/4"	1-7/32"
8164	2"	III	3"	2-3/4"	2-1/4"	1-7/32"
8166	2-1/16"	III	3-1/16"	2-15/16"	2-1/4"	1-7/32"
8168	2-1/8"	III	3-1/16"	2-15/16"	2-1/4"	1-3/8"
8170	2-3/16"	III	3-9/32"	3"	2-1/4"	1-3/8"
8172	2-1/4"	III	3-9/32"	3-1/16"	2-1/4"	1-3/8"
8174	2-5/16"	III	3-9/32"	3-5/32"	2-1/4"	1-3/8"
8176	2-3/8"	III	3-5/16"	3-1/4"	2-1/4"	1-3/8"
8178	2-7/16"	III	3-3/8"	3-5/16"	2-1/4"	1-3/8"
8180	2-1/2"	III	3-7/16"	3-3/8"	2-1/4"	1-3/8"
8182	2-9/16"	III	3-1/2"	3-3/8"	2-1/4"	1-1/2"
8184	2-5/8"	III	3-9/16"	3-9/16"	2-1/4"	1-3/4"
8188	2-3/4"	III	3-13/16"	3-23/32"	2-43/64"	1-3/4"
8190	2-13/16"	III	3-13/16"	3-53/64"	2-43/64"	1-3/4"
8194	2-15/16"	III	3-7/8"	3-61/64"	2-43/64"	2"
8196	3"	III	4-3/16"	4-1/64"	2-43/64"	2"
8197	3-1/8"	III	4-3/16"	4-11/64"	2-43/64"	2-13/64"
8198	3-3/8"	III	4-1/2"	4-17/32"	2-43/64"	2-13/64"
8199	3-1/2"	III	4-1/2"	4-11/16"	2-43/64"	2-13/64"



12 Pt. Standard Impact Sockets

Part No.	Nom. Size	Ret-Ring	Shape	L	Ds	Dd	Bd
8724	3/4"	6583	I	2-1/4"	1-7/16"	2"	7/16"
8728	7/8"	6583	I	2-13/32"	1-17/32"	2"	1/2"
8730	15/16"	6583	I	2-7/16"	1-9/16"	2"	1/2"
8732	1"	6583	I	2-17/32"	1-3/4"	2"	35/64"
8734	1-1/16"	6583	I	2-9/16"	1-3/4"	2"	5/8"
8736	1-1/8"	6583	I	2-9/16"	1-13/16"	2"	21/32"
8740	1-1/4"	6583	II	2-11/16"	2-1/16"	-	3/4"
8742	1-5/16"	6583	II	2-11/16"	2-1/16"	-	49/64"
8744	1-3/8"	6581A	III	2-11/16"	2-1/4"	2-3/32"	25/32"
8746	1-7/16"	6581A	III	2-11/16"	2-1/4"	2-3/32"	7/8"
8748	1-1/2"	6581A	III	2-11/16"	2-1/4"	2-3/32"	55/64"
8752	1-5/8"	6581A	III	2-11/16"	2-1/2"	2-3/32"	1"
8754	1-11/16"	6581A	III	2-11/16"	2-1/2"	2-3/32"	1"
8756	1-3/4"	6584	III	2-11/16"	2-3/4"	2-3/8"	1-3/32"
8760	1-7/8"	6584	III	2-13/16"	2-3/4"	2-3/8"	1-1/8"
8764	2"	6584	III	3"	2-63/64"	2-3/8"	1-7/32"
8766	2-1/16"	6584	III	3"	2-63/64"	2-3/8"	1-7/32"
8772	2-1/4"	6584	III	3-3/16"	3-1/4"	2-3/8"	1-3/8"
8776	2-3/8"	6584	III	3-1/4"	3-1/2"	2-3/8"	1-3/8"

Refer to socket dimensional drawings on page 223.

12 Pt. Impact Sockets Should Only Be Used on 12 Pt. Fasteners





⑥ Pt. Standard Impact Sockets



Part No.	Nom. Size	Ret-Ring	Shape	L	Ds	Dd	Bd
8824	3/4"	6583	I	2-1/4"	1-7/16"	2"	7/16"
8826	13/16"	6583	I	2-1/4"	1-7/16"	2"	29/64"
8828	7/8"	6583	I	2-13/32"	1-17/32"	2"	1/2"
8830	15/16"	6583	I	2-7/16"	1-9/16"	2"	1/2"
8832	1"	6583	I	2-17/32"	1-21/32"	2"	35/64"
8834	1-1/16"	6583	I	2-9/16"	1-3/4"	2"	5/8"
8836	1-1/8"	6583	I	2-9/16"	1-13/16"	2"	21/32"
8838	1-3/16"	6583	I	2-11/16"	1-31/32"	2-1/16"	21/32"
8840	1-1/4"	6583	II	2-11/16"	2-1/16"	-	3/4"
8842	1-5/16"	6583	II	2-11/16"	2-1/16"	-	49/64"
8844	1-3/8"	6581A	III	2-11/16"	2-1/4"	2-1/8"	25/32"
8846	1-7/16"	6581A	III	2-11/16"	2-1/4"	2-1/8"	7/8"
8848	1-1/2"	6581A	III	2-11/16"	2-1/4"	2-1/8"	55/64"
8850	1-9/16"	6584	III	2-11/16"	2-1/2"	2-1/4"	55/64"
8852	1-5/8"	6584	III	2-11/16"	2-1/2"	2-1/4"	1"
8854	1-11/16"	6584	III	2-11/16"	2-1/2"	2-1/4"	1"
8856	1-3/4"	6585	III	2-11/16"	2-3/4"	2-7/16"	1-3/32"
8858	1-13/16"	6585	III	2-11/16"	2-3/4"	2-7/16"	1-1/8"
8860	1-7/8"	6585	III	2-13/16"	2-3/4"	2-7/16"	1-1/8"
8862	1-15/16"	6585	III	3"	2-63/64"	2-7/16"	1-1/8"
8864	2"	6585	III	3"	2-63/64"	2-7/16"	1-7/32"
8866	2-1/16"	6585	III	3"	2-63/64"	2-7/16"	1-7/32"
8868	2-1/8"	6585	III	3"	3-5/32"	2-7/16"	1-7/32"
8870	2-3/16"	6585	III	3-3/16"	3-1/4"	2-7/16"	1-3/8"
8872	2-1/4"	6585	III	3-3/16"	3-1/4"	2-7/16"	1-3/8"
8874	2-5/16"	6585	III	3-3/16"	3-13/32"	2-7/16"	1-3/8"
8876	2-3/8"	6585	III	3-1/4"	3-1/2"	2-7/16"	1-3/8"
8878	2-7/16"	6585	III	3-9/32"	3-1/2"	2-7/16"	1-3/8"
8880	2-1/2"	6585	III	3-5/16"	3-1/2"	2-7/16"	1-3/8"
8882	2-9/16"	6586	III	3-5/16"	3-23/32"	2-3/4"	1-3/8"
8884	2-5/8"	6586	III	3-15/32"	3-23/32"	2-3/4"	1-1/2"
8886	2-11/16"	6586	III	3-15/32"	3-53/64"	2-3/4"	1-1/2"
8888	2-3/4"	6586	III	3-9/16"	3-53/64"	2-3/4"	1-3/4"
8890	2-13/16"	6586	III	3-11/16"	4"	2-3/4"	1-3/4"
8892	2-7/8"	6586	III	3-3/4"	4"	2-3/4"	1-3/4"
8894	2-15/16"	6586	III	3-3/4"	4"	2-3/4"	1-3/4"
8896	3"	6586	III	3-7/8"	4-3/16"	2-3/4"	2"
8897	3-1/8"	6586	III	3-15/16"	4-3/16"	2-3/4"	1-15/16"
8897A	3-1/4"	6586	III	4-1/16"	4-17/32"	2-3/4"	2"
8898	3-3/8"	6586	III	4-3/16"	4-17/32"	2-3/4"	2"
8899	3-1/2"	6586	III	4-5/16"	4-3/4"	2-3/4"	2-13/64"
88116	3-5/8"	6587	III	4-3/4"	4-55/64"	3-1/4"	2-1/2"
88124	3-7/8"	6587	III	5-1/4"	5-7/64"	3-1/4"	2-1/2"
88128	4"	6587	III	5-3/8"	5-1/4"	3-1/4"	2-1/2"
88132	4-1/8"	6587	III	5-3/8"	5-3/8"	3-1/4"	2-19/32"
88136	4-1/4"	6587	III	5-1/2"	5-17/32"	3-1/4"	2-3/4"
88144	4-1/2"	6587	III	5-5/8"	5-13/16"	3-1/4"	2-27/32"



Can't find the tool you need? Go to page 362.

⚠ Caution!

- Always wear safety goggles and use a Ret-Ring when working with impact sockets.

1"

Sockets, Ratchets & Attachments



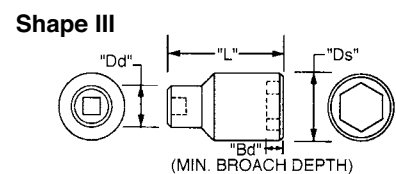
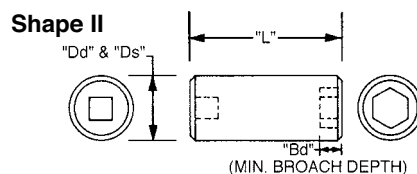
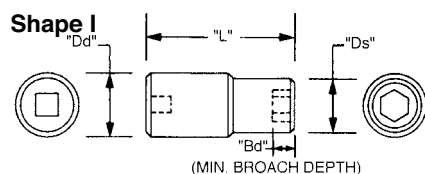
⑥ Pt. Standard Metric Impact Sockets



Part No.	Nom. Size	Ret-Ring	Shape	L	Ds	Dd	Bd
88-19mm	19mm	6583	I	57.15	36.58	50.93	11.10
88-21mm	21mm	6583	I	57.15	36.58	50.93	11.71
88-22mm	22mm	6583	I	61.14	38.89	50.93	12.45
88-23mm	23mm	6583	I	61.93	39.70	50.93	12.70
88-24mm	24mm	6583	I	61.93	39.70	50.93	14.00
88-26mm	26mm	6583	I	64.26	42.06	50.93	14.61
88-27mm	27mm	6583	I	65.10	44.45	50.93	15.90
88-28mm	28mm	6583	I	65.10	46.02	50.93	16.26
88-29mm	29mm	6583	I	65.10	46.02	50.93	16.66
88-30mm	30mm	6583	I	68.28	50.17	52.53	16.66
88-32mm	32mm	6583	II	68.28	52.53	-	19.05
88-33mm	33mm	6583	II	68.28	52.53	-	19.43
88-34mm	34mm	6583	II	68.28	52.53	-	20.02
88-35mm	35mm	6581A	III	68.28	57.15	53.59	20.12
88-36mm	36mm	6581A	III	68.28	57.15	53.59	21.46
88-37mm	37mm	6581A	III	68.28	57.15	53.59	22.28
88-38mm	38mm	6581A	III	68.28	57.15	53.59	22.28
88-41mm	41mm	6584	III	68.28	63.50	56.77	24.92
88-42mm	42mm	6584	III	68.28	63.50	56.77	25.40
88-43mm	43mm	6584	III	68.28	63.50	56.77	25.40
88-46mm	46mm	6585	III	68.28	69.85	61.47	28.63
88-47mm	47mm	6585	III	70.99	69.85	61.47	29.13
88-48mm	48mm	6585	III	70.99	69.85	61.47	29.51
88-50mm	50mm	6585	III	76.20	75.69	61.47	30.00
88-52mm	52mm	6585	III	76.20	75.69	61.47	30.99
88-54mm	54mm	6585	III	76.20	80.26	61.47	30.96
88-55mm	55mm	6585	III	80.90	82.55	61.47	33.55
88-56mm	56mm	6585	III	80.90	82.55	61.47	34.93
88-58mm	58mm	6585	III	80.90	86.36	61.47	35.03
88-60mm	60mm	6585	III	82.17	88.90	61.47	35.41
88-65mm	65mm	6586	III	84.20	94.23	69.47	38.35
88-70mm	70mm	6586	III	90.50	97.28	68.96	41.30
88-75mm	75mm	6586	III	95.25	101.98	69.47	44.25
88-80mm	80mm	6586	III	100.03	106.05	69.47	47.19
88-85mm	85mm	6586	III	106.38	115.32	69.47	50.14
88-90mm	90mm	6586	III	109.60	120.52	69.47	53.11
88-95mm	95mm	6587	III	127.00	127.13	82.55	56.06
88-100mm	100mm	6587	III	134.92	133.22	82.55	59.00
88-110mm	110mm	6587	III	142.24	143.89	82.55	64.90
88-115mm	115mm	6587	III	142.88	147.45	82.55	67.84

⚠ Caution!

- Always wear safety goggles and use a Ret-Ring when working with impact sockets.





⑥ Pt. Deep Impact Sockets



Part No.	Nom. Size	Ret-Ring	Shape	L	Ds	Dd	Bd
8924	3/4"	6583	I	4"	1-7/16"	2"	7/16"
8926	13/16"	6583	I	4"	1-7/16"	2"	29/64"
8928	7/8"	6583	I	4"	1-17/32"	2"	1/2"
8930	15/16"	6583	I	4"	1-9/16"	2"	1/2"
8932	1"	6583	I	4"	1-21/32"	2"	35/64"
8933	1-1/16"	6583	I	4"	1-3/4"	2"	5/8"
8936	1-1/8"	6583	I	4"	1-13/16"	2"	21/32"
8938	1-3/16"	6583	I	4"	1-31/32"	2-1/16"	21/32"
8939	1-1/4"	6583	II	4"	2-1/16"	-	3/4"
8942	1-5/16"	6583	II	4"	2-1/16"	-	49/64"
8944	1-3/8"	6581A	III	4"	2-1/4"	2-1/8"	25/32"
8946	1-7/16"	6581A	III	4"	2-1/4"	2-1/8"	7/8"
8948	1-1/2"	6581A	III	4"	2-1/4"	2-1/8"	55/64"
8950	1-9/16"	6584	III	4"	2-1/2"	2-1/4"	55/64"
8952	1-5/8"	6584	III	4"	2-1/2"	2-1/4"	1"
8954	1-11/16"	6584	III	4"	2-1/2"	2-1/4"	1"
8956	1-3/4"	6585	III	4-1/16"	2-3/4"	2-7/16"	1-3/32"
8958	1-13/16"	6585	III	4-1/8"	2-3/4"	2-7/16"	1-1/8"
8960	1-7/8"	6585	III	4-3/16"	2-3/4"	2-7/16"	1-1/8"
8962	1-5/16"	6585	III	4-1/4"	2-63/64"	2-7/16"	1-1/8"
8964	2"	6585	III	4-5/16"	2-63/64"	2-7/16"	1-7/32"
8966	2-1/16"	6585	III	4-3/8"	2-63/64"	2-7/16"	1-7/32"
8968	2-1/8"	6585	III	4-7/16"	3-5/32"	2-7/16"	1-7/32"
8970	2-3/16"	6585	III	4-1/2"	3-1/4"	2-7/16"	1-3/8"
8972	2-1/4"	6585	III	4-21/32"	3-1/4"	2-7/16"	1-3/8"
8974	2-5/16"	6585	III	4-23/32"	3-13/32"	2-7/16"	1-3/8"
8976	2-3/8"	6585	III	4-3/4"	3-1/2"	2-7/16"	1-3/8"
8981	2-9/16"	6586	III	4-7/8"	3-23/32"	2-3/4"	1-3/8"
8988	2-3/4"	6586	III	5"	3-53/64"	2-3/4"	1-3/4"



⑫ Pt. Deep Impact Sockets



Part No.	Nom. Size	Ret-Ring	Shape	L	Ds	Dd	Bd
8982	1"	6583	I	4"	1-3/4"	2"	35/64"
8986	1-1/8"	6583	I	4"	1-13/16"	2"	21/32"

12 Pt. Impact Sockets Should Only Be Used on 12 Pt. Fasteners



! C a u t i o n !

- Always wear safety goggles and use a Ret-Ring when working with impact sockets.

Can't find the tool you need? Go to page 386.

Refer to socket dimensional drawings on page 225.



⑥ Pt. Deep Metric Impact Sockets

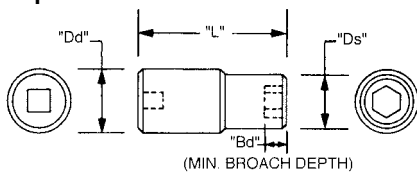


Part No.	Nom. Size	Ret-Ring	Shape	L	Ds	Dd	Bd
89-23mm	23mm	6583	I	101.60	39.70	50.93	12.70
89-24mm	24mm	6583	I	101.60	39.70	50.93	14.00
89-27mm	27mm	6583	I	101.60	44.45	50.93	15.90
89-28mm	28mm	6583	I	101.60	46.02	50.93	16.26
89-30mm	30mm	6583	I	101.60	50.17	52.53	16.66
89-32mm	32mm	6583	II	101.60	52.53	-	19.05
89-33mm	33mm	6583	II	101.60	52.53	-	19.43
89-34mm	34mm	6583	II	101.60	52.53	-	20.02
89-35mm	35mm	6581A	III	101.60	57.15	53.59	20.12
89-36mm	36mm	6581A	III	101.60	57.15	53.59	21.46
89-37mm	37mm	6581A	III	101.60	57.15	53.59	22.28
89-38mm	38mm	6581A	III	101.60	57.15	53.59	22.28
89-41mm	41mm	6584	III	101.60	63.50	56.77	24.92
89-42mm	42mm	6584	III	101.60	63.50	56.77	25.40
89-43mm	43mm	6584	III	101.60	63.50	56.77	25.40
89-46mm	46mm	6585	III	104.78	69.85	61.47	28.63
89-47mm	47mm	6585	III	104.78	69.85	61.47	29.13
89-50mm	50mm	6585	III	107.95	75.69	61.47	30.00
89-52mm	52mm	6585	III	111.13	75.69	61.47	30.99
89-55mm	55mm	6585	III	114.30	82.55	61.47	33.55
89-56mm	56mm	6585	III	117.48	82.55	61.47	34.93
89-60mm	60mm	6585	III	120.65	88.90	61.47	35.41
89-65mm	65mm	6586	III	123.83	94.23	69.47	38.35
89-70mm	70mm	6586	III	127.00	97.28	68.96	41.30
89-75mm	75mm	6586	III	133.35	101.98	69.47	44.25
89-80mm	80mm	6586	III	139.70	106.05	69.47	47.19
89-85mm	85mm	6586	III	146.05	115.32	69.47	50.14
89-90mm	90mm	6586	III	152.40	120.52	69.47	53.11
89-95mm	95mm	6587	III	158.75	127.13	82.55	56.06
89-100mm	100mm	6587	III	165.10	133.22	82.55	59.00
89-105mm	105mm	6587	III	171.45	136.78	82.55	61.95
89-110mm	110mm	6587	III	177.80	143.89	82.55	64.90
89-115mm	115mm	6587	III	184.15	147.45	82.55	67.84

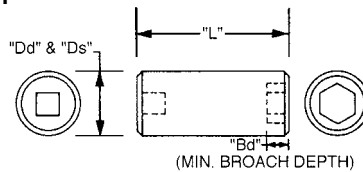


Sockets, Ratchets & Attachments

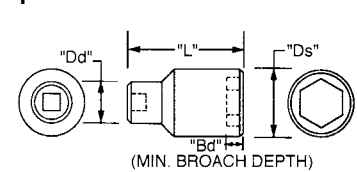
Shape I



Shape II



Shape III





8 Pt. Double Square Impact (Railroad) Sockets



Part No.	Nom. Size	Ret-Ring	Shape	L	Ds	Dd	Bd
8807	7/8"	6583	I	2-9/16"	1-3/4"	2"	1/2"
8808	1"	6583	II	2-11/16"	2-1/16"	-	35/64"
8809	1-1/8"	6583	III	2-11/16"	2-1/4"	2-1/16"	21/32"
8810	1-3/16"	6583	III	2-11/16"	2-1/4"	2-1/16"	21/32"
8810A	1-5/16"	6583	III	2-11/16"	2-1/2"	2-1/16"	49/64"
8811	1-3/8"	6583	III	2-11/16"	2-1/2"	2-1/16"	25/32"
8811A	1-7/16"	6584	III	2-11/16"	2-3/4"	2-5/16"	7/8"
8812	1-1/2"	6584	III	2-11/16"	2-3/4"	2-5/16"	55/64"
8813	1-5/8"	6584	III	3-1/2"	3-1/16"	2-5/16"	1"
8815	1-13/16"	6585	III	3-1/2"	3-1/4"	2-7/16"	1-1/8"
8816A	2"	6585	III	3-1/2"	3-1/2"	2-7/16"	1-7/32"
8817	2-3/16"	6586	III	3-1/2"	3-3/4"	2-3/4"	1-3/8"



8 Pt. Double Square Deep Impact (Railroad) Sockets



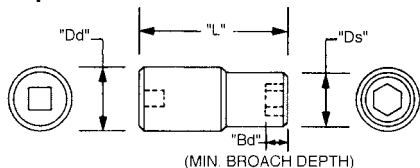
Part No.	Nom. Size	Ret-Ring	Shape	L	Ds	Dd	Bd
8924R	3/4"	6583	I	4"	1-21/32"	2"	7/16"
8928R	7/8"	6583	I	4"	1-13/16"	2"	1/2"
8934R	1-1/16"	6583	II	4"	2-1/16"	-	5/8"
8936R	1-1/8"	6581A	III	4"	2-1/4"	2-1/8"	21/32"
8938R	1-3/16"	6581A	III	4"	2-1/4"	2-1/8"	21/32"
8942R	1-5/16"	6584	III	4"	2-1/2"	2-1/4"	49/64"
8946R	1-7/16"	6585	III	4"	2-3/4"	2-7/16"	7/8"
8952R	1-5/8"	6585	III	4"	2-63/64"	2-7/16"	1"
8970R	2-3/16"	6585	III	4-1/2"	3-53/64"	2-3/4"	1-3/8"



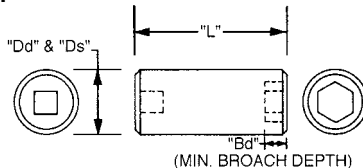
Caution!

• Always wear safety goggles and use a Ret-Ring when working with impact sockets.

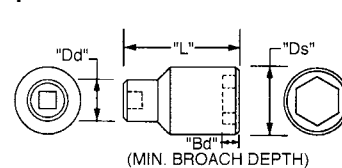
Shape I

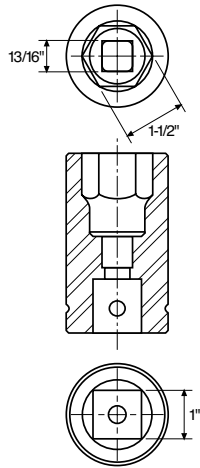


Shape II



Shape III





8991



8893 & 8995



Budd Wheel Impact Sockets

Part No.	Nom. Size	Ret-Ring	Shape	L	Ds	Dd	Bd
8893	13/16" Sq. Std.	6583	II	2-9/32"	2"	-	9/16"
Length Budd Wheels							
8934	1-1/16" Hex	6581A	I	4-1/4"	1-5/8"	2-3/32"	11/16"
Long Length Thin Wall							
8940	1-1/4" Hex	6581A	I	4-1/4"	1-27/32"	2-3/32"	3/4"
Long Length Thin Wall							
8991	1-1/2" Hex x 13/16"	6584	II	4"	2-1/4"	-	3/4"
Sq. Long Length Comb. Socket Budd Wheels							
8995	15/16" Sq. Std.	6583	II	2-9/16"	2"	-	5/8"
Length Budd Wheels							

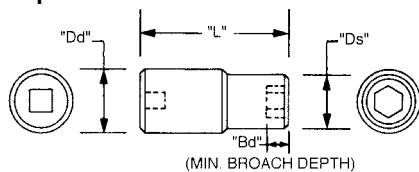
Square Budd Wheel Metric Impact Sockets

Part No.	Nom. Size	Ret-Ring	Shape	L	Ds	Dd	Bd
88-87mm	17mm sq.	6583	II	65.10	50.80	-	15.88
88-91mm	21mm sq.	6583	II	65.10	50.80	-	15.88

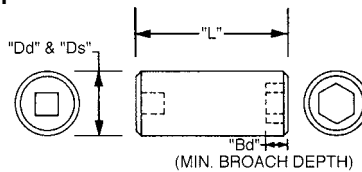
! Caution!

- Always wear safety goggles and use a Ret-Ring when working with impact sockets.

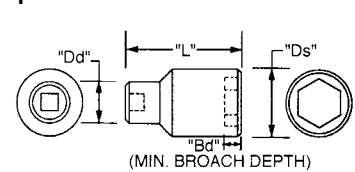
Shape I



Shape II




Shape III



1" Sockets, Ratchets & Attachments




1" Hex Impact Drivers, One Piece

Part No.	Nom. Size	 Ret-Ring	O.D.	Length
8220	5/8	6583	1-55/64"	3-1/4"
8224	3/4	6583	1-55/64"	3-1/4"
8228	7/8	6583	1-55/64"	3-1/4"
8232	1"	6583	1-55/64"	3-1/4"
8240	1-1/4"	6583	1-55/64"	3-1/4"




1-1/2" Impact Attachments

Impact Adaptors

Part No.	Description	 Ret-Ring	Length
84900	1-1/2" F x 1" M	84575	4-5/16"




Impact Universal

Part No.	Dia.	Overall Length	 Ret-Ring
84800	3-5/8"	8-1/4"	84575



Impact Extensions

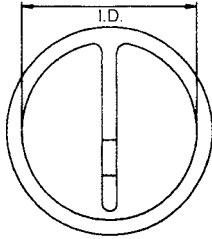
Part No.	Description	 Ret-Ring
84908	8"	84575
84912	12"	84575
84915	15"	84575



1"
1-1/2"



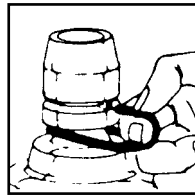
Sockets, Ratchets & Attachments



1-1/2" Drive Ret-Ring™ One-Piece Socket Retainers


Part No.	I.D.	To Fit Groove Dia. on Following Sockets
84575	3"	84822 thru 84876; 84900 84908, 84912, 84915, 94922
84576	3-3/8"	Competitive brands
84577	3-7/8"	Fits 3-7/8" dia.
84578	4-3/8"	Fits 4-3/8" dia.

Ret-Ring™ Continental Air Tool



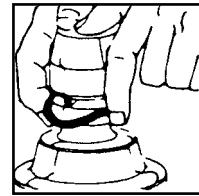
Step 1

Place Socket Retainer over square driver. Place Socket on square driver aligning retention holes. Hold center pin of Retainer between thumb and index finger, and insert it through retention holes.



Step 2

Push center pin of Socket Retainer all the way in.



Step 3

Pull O-ring of Socket Retainer up into groove on Socket.

1-1/2"



Sockets, Ratchets & Attachments



⑥ Pt. Standard Impact Sockets



Part No.	Nom. Size	Ret-Ring	Shape	L	Ds	Dd	Bd
84822	1-3/8"	84575	I	3-1/8"	2-3/4"	3-1/4"	25/32"
84823	1-7/16"	84575	I	3-3/16"	2-3/4"	3-1/4"	7/8"
84824	1-1/2"	84575	I	3-1/4"	2-7/8"	3-1/4"	15/16"
84825	1-9/16"	84575	I	3-1/4"	2-7/8"	3-1/4"	1"
84826	1-5/8"	84575	I	3-1/4"	3"	3-1/4"	1-1/16"
84827	1-11/16"	84575	I	3-1/4"	3"	3-1/4"	1-1/16"
84828	1-3/4"	84575	I	3-3/8"	3-1/8"	3-1/4"	1-1/8"
84829	1-13/16"	84575	I	3-3/8"	3-1/8"	3-1/4"	1-5/32"
84830	1-7/8"	84575	I	3-5/8"	3-1/8"	3-1/4"	1-3/16"
84831	1-15/16"	84575	I	3-5/8"	3-1/8"	3-1/4"	1-7/32"
84832	2"	84575	II	3-3/4"	3-9/32"	-	1-1/4"
84833	2-1/16"	84575	II	3-3/4"	3-9/32"	-	1-5/16"
84834	2-1/8"	84575	II	3-3/4"	3-1/2"	-	1-11/32"
84835	2-3/16"	84575	II	3-13/16"	3-1/2"	-	1-3/8"
84836	2-1/4"	84576	II	3-7/8"	3-3/4"	-	1-13/32"
84837	2-5/16"	84576	II	3-15/16"	3-3/4"	-	1-15/32"
84838	2-3/8"	84576	II	4"	3-3/4"	-	1-1/2"
84839	2-7/16"	84576	III	4-1/16"	3-7/8"	3-3/4"	1-9/16"
84840	2-1/2"	84576	III	4-1/8"	3-7/8"	3-3/4"	1-19/32"
84841	2-9/16"	84576	III	4-3/16"	4"	3-3/4"	1-5/8"
84842	2-5/8"	84576	III	4-1/4"	4"	3-3/4"	1-21/32"
84843	2-11/16"	84576	III	4-5/16"	4-1/8"	3-3/4"	1-11/16"
84844	2-3/4"	84576	III	4-3/8"	4-7/32"	3-3/4"	1-3/4"
84845	2-13/16"	84576	III	4-7/16"	4-7/32"	3-3/4"	1-25/32"
84846	2-7/8"	84576	III	4-1/2"	4-31/64"	3-3/4"	1-13/16"
84847	2-15/16"	84576	III	4-17/32"	4-31/64"	3-3/4"	1-27/32"
84848	3"	84576	III	4-5/8"	4-23/32"	3-3/4"	2"
84849	3-3/16"	84576	III	4-11/16"	4-23/32"	3-3/4"	2"
84850	3-1/8"	84576	III	4-3/4"	4-23/32"	3-3/4"	2"
84851	3-3/16"	84576	III	4-3/4"	4-23/32"	3-3/4"	2"
84852	3-1/4"	84576	III	4-7/8"	4-63/64"	3-3/4"	2-1/16"
84853	3-5/16"	84576	III	4-7/8"	4-63/64"	3-3/4"	2-3/32"
84854	3-3/8"	84576	III	4-15/16"	4-63/64"	3-3/4"	2-7/32"
84855	3-7/16"	84576	III	5"	4-63/64"	3-3/4"	2-7/32"
84856	3-1/2"	84576	III	5-1/8"	5-3/32"	3-3/4"	2-1/4"
84857	3-9/16"	84576	III	5-1/8"	5-3/32"	3-3/4"	2-1/4"
84858	3-5/8"	84576	III	5-3/16"	5-3/16"	3-3/4"	2-9/32"
84859	3-11/16"	84576	III	5-1/4"	5-3/16"	3-3/4"	2-11/32"
84860	3-3/4"	84576	III	5-1/4"	5-15/32"	3-3/4"	2-3/8"
84861	3-13/16"	84576	III	5-1/4"	5-1/2"	3-3/4"	2-7/16"
84862	3-7/8"	84576	III	5-3/8"	5-1/2"	3-4"	2-1/2"
84863	3-15/16"	84576	III	5-1/2"	5-3/4"	3-3/4"	2-1/2"
84864	4"	84576	III	5-1/2"	5-3/4"	3-3/4"	2-1/2"
84865	4-1/16"	84576	III	5-1/2"	5-3/4"	3-3/4"	2-5/8"
84866	4-1/8"	84576	III	5-5/8"	6"	3-3/4"	2-5/8"
84867	4-3/16"	84576	III	5-5/8"	6"	3-3/4"	2-5/8"
84868	4-1/4"	84576	III	5-3/4"	6"	3-3/4"	2-3/4"
84869	4-5/16"	84576	III	5-3/4"	6"	3-3/4"	2-3/4"
84870	4-3/8"	84576	III	5-3/4"	6-13/64"	3-3/4"	2-3/4"
84871	4-7/16"	84576	III	5-7/8"	6-13/64"	3-3/4"	2-7/8"
84872	4-1/2"	84576	III	5-7/8"	6-13/64"	3-3/4"	2-7/8"
84874	4-5/8"	84576	III	6-1/8"	6-3/8"	3-3/4"	3"
84876	4-3/4"	84576	III	6-1/8"	6-3/8"	3-3/4"	3"



1-1/2"



Sockets, Ratchets & Attachments

⚠ Caution!

- Always wear safety goggles and use a Ret-Ring when working with impact sockets.

Refer to socket dimensional drawings on page 231.

Can't find the tool you need? Go to page 386.



⑥ Pt. Standard Metric Impact Sockets



Part No.	Nom. Size	Ret-Ring	Shape	L	Ds	Dd	Bd
848-41mm	41mm	84575	I	82.17	76.20	82.68	24.92
848-42mm	42mm	84575	I	82.17	76.20	82.68	25.40
848-43mm	43mm	84575	I	85.34	79.38	82.68	25.40
848-46mm	46mm	84575	I	85.34	79.38	82.68	28.63
848-47mm	47mm	84575	I	92.46	79.38	82.68	29.13
848-48mm	48mm	84575	I	92.46	79.38	82.68	29.51
848-50mm	50mm	84575	II	94.87	83.19	-	30.00
848-52mm	52mm	84575	II	94.87	83.19	-	30.99
848-55mm	55mm	84575	II	97.28	86.49	-	33.55
848-56mm	56mm	84575	II	98.43	87.25	-	34.93
848-60mm	60mm	84575	II	101.98	91.57	-	35.41
848-65mm	65mm	84576	III	105.92	97.92	95.25	38.35
848-70mm	70mm	84576	III	111.51	103.38	95.25	41.30
848-75mm	75mm	84576	III	115.06	109.22	95.25	44.25
848-80mm	80mm	84576	III	121.03	115.19	95.25	47.19
848-85mm	85mm	84576	III	125.86	121.16	95.25	50.14
848-90mm	90mm	84576	III	130.56	126.75	95.25	53.11
848-95mm	95mm	84576	III	135.38	132.59	95.25	56.06
848-100mm	100mm	84576	III	139.83	138.43	95.25	59.00
848-105mm	105mm	84576	III	142.88	144.27	95.25	61.95
848-110mm	110mm	84576	III	146.69	149.99	95.25	64.90
848-115mm	115mm	84576	III	149.99	155.45	95.25	67.84
848-120mm	120mm	84576	III	156.08	160.66	95.25	70.79
848-125mm	125mm	84578	III	158.62	166.24	127.00	73.76
848-130mm	130mm	84578	III	161.80	171.83	127.00	76.71
848-135mm	135mm	84578	III	164.97	177.42	127.00	79.65
848-140mm	140mm	84578	III	168.15	183.01	127.00	82.60
848-145mm	145mm	84578	III	171.32	188.34	127.00	85.55
848-150mm	150mm	84578	III	174.50	193.68	127.00	88.49
848-155mm	155mm	84578	III	177.67	199.39	127.00	91.44

1-1/2"



Sockets, Ratchets & Attachments



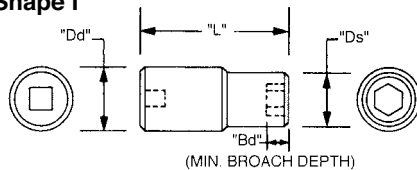
⑫ Pt. Standard Impact Sockets



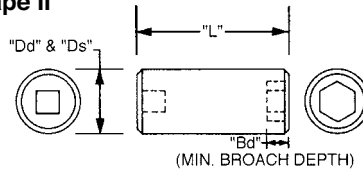
Part No.	Nom. Size	Ret-Ring	Shape	L	Ds	Dd	Bd
84723	1-7/16"	84575	I	3-3/16"	2-3/4"	3-1/4"	7/8"
84724	1-1/2"	84575	I	3-1/4"	2-7/8"	3-1/4"	15/16"
84727	1-11/16"	84575	I	3-1/4"	3"	3-1/4"	1-1/16"
84728	1-3/4"	84575	I	3-3/8"	3-1/8"	3-1/4"	1-1/8"
84733	2-1/16"	84575	II	3-3/4"	3-1/4"	-	1-5/16"
84737*	2-3/8"	84575	II	4"	3-7/32"	-	1-1/2"
84738	2-3/8"	84575	II	4"	3-3/4"	-	1-1/2"
84743	2-11/16"	84576	III	4-9/32"	4-3/32"	3-3/4"	1-11/16"
84748	3"	84576	III	4-5/8"	4-23/32"	3-3/4"	2"
84750	3-1/8"	84576	III	4-3/4"	4-23/32"	3-3/4"	2"

*Thinwall Impact Socket

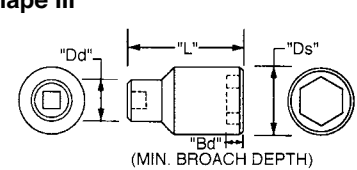
Shape I



Shape II



Shape III





⑥ Pt. Deep Impact Sockets



Part No.	Nom. Size	Ret-Ring	Shape	L	Ds	Dd	Bd
84922	1-3/8"	84575	I	5-11/16"	2-3/4"	3-1/4"	13/16"
84923	1-7/16"	84575	I	5-11/16"	2-3/4"	3-1/4"	7/8"
84924	1-1/2"	84575	I	5-11/16"	2-7/8"	3-1/4"	7/8"
84925	1-9/16"	84575	I	5-11/16"	2-7/8"	3-1/4"	1"
84926	1-5/8"	84575	I	5-11/16"	3"	3-1/4"	1-1/16"
84927	1-11/16"	84575	I	5-11/16"	3"	3-1/4"	1-1/16"
84928	1-3/4"	84575	I	5-11/16"	3-1/8"	3-1/4"	1-1/8"
84929	1-13/16"	84575	I	5-11/16"	3-1/8"	3-1/4"	1-1/8"
84930	1-7/8"	84575	I	5-11/16"	3-1/8"	3-1/4"	1-3/16"
84931	1-15/16"	84575	I	5-11/16"	3-1/8"	3-1/4"	1-7/32"
84932	2"	84575	II	5-11/16"	3-9/32"	-	1-1/4"
84933	2-1/16"	84575	II	5-11/16"	3-9/32"	-	1-5/16"
84934	2-1/8"	84575	II	5-11/16"	3-1/2"	-	1-3/8"
84935	2-3/16"	84575	II	5-11/16"	3-1/2"	-	1-3/8"
84936	2-1/4"	84576	II	6-1/16"	3-3/4"	-	1-7/16"
84937	2-5/16"	84576	II	6-1/16"	3-3/4"	-	1-15/32"
84938	2-3/8"	84576	II	6-1/16"	3-3/4"	-	1-1/2"
84939	2-7/16"	84576	III	6-1/16"	3-7/8"	3-3/4"	1-9/16"
84940	2-1/2"	84576	III	6-1/16"	3-7/8"	3-3/4"	1-19/32"
84941	2-9/16"	84576	III	6-1/16"	4"	3-3/4"	1-5/8"
84942	2-5/8"	84576	III	6-1/16"	4"	3-3/4"	1-11/16"
84943	2-11/16"	84576	III	6-1/16"	4-1/8"	3-3/4"	1-11/16"
84944	2-3/4"	84576	III	6-1/16"	4-7/32"	3-3/4"	1-3/4"
84945	2-13/16"	84576	III	6-5/16"	4-7/32"	3-3/4"	1-25/32"
84946	2-7/8"	84576	III	6-5/16"	4-15/32"	3-3/4"	1-13/16"
84947	2 15/16"	84576	III	6-5/16"	4-15/32"	3-3/4"	1-27/32"
84948	3"	84576	III	6-5/16"	4-23/32"	3-3/4"	2"
84949	3-1/16"	84576	III	6-5/16"	4-23/32"	3-3/4"	2"
84950	3-1/8"	84576	III	6-5/16"	4-23/32"	3-3/4"	2"
84951	3-3/16"	84576	III	6-7/16"	4-23/32"	3-3/4"	2"
84952	3-1/4"	84576	III	6-7/16"	4-31/32"	3-3/4"	2-1/16"
84953	3-5/16"	84576	III	6-7/16"	4-31/32"	3-3/4"	2-3/32"
84954	3-3/8"	84576	III	6-7/16"	4-31/32"	3-3/4"	2-1/8"
84955	3-7/16"	84576	III	6-7/16"	4-31/32"	3-3/4"	2-5/32"
84956	3-1/2"	84576	III	6-7/16"	5-7/64"	3-3/4"	2-1/4"
84957	3-9/16"	84576	III	6-7/16"	5-7/64"	3-3/4"	2-1/4"
84958	3-5/8"	84576	III	6-13/16"	5-13/64"	3-3/4"	2-9/32"
84959	3-11/16"	84576	III	6-13/16"	5-13/64"	3-3/4"	2-11/32"
84960	3-3/4"	84576	III	6-13/16"	5-15/32"	3-3/4"	2-3/8"
84961	3-13/16"	84576	III	6-13/16"	5-1/2"	3-3/4"	2-13/32"
84962	3-7/8"	84576	III	7-1/16"	5-1/2"	3-3/4"	2-1/2"
84963	3-15/16"	84576	III	7-1/16"	5-3/4"	3-3/4"	2-1/2"
84964	4"	84576	III	7-1/16"	5-3/4"	3-3/4"	2-1/2"
84965	4-1/16"	84576	III	7-1/16"	5-3/4"	3-3/4"	2-19/32"
84966	4-1/8"	84576	III	7-13/16"	6"	3-3/4"	2-19/32"
84967	4-3/16"	84576	III	7-13/16"	6"	3-3/4"	2-5/8"
84968	4-1/4"	84576	III	7-13/16"	6"	3-3/4"	2-3/4"
84969	4-5/16"	84576	III	7-13/16"	6"	3-3/4"	2-3/4"
84970	4-3/8"	84576	III	7-13/16"	6-7/32"	3-3/4"	2-3/4"
84971	4-7/16"	84576	III	7-13/16"	6-7/32"	3-3/4"	2-13/16"
84972	4-1/2"	84576	III	7-13/16"	6-7/32"	3-3/4"	2-27/32"
84974	4-5/8"	84576	III	7-13/16"	6-3/8"	3-3/4"	3"
84976	4-3/4"	84576	III	7-13/16"	6-3/8"	3-3/4"	3"



1-1/2"



Sockets, Ratchets & Attachments

⚠ Caution!

- Always wear safety goggles and use a Ret-Ring when working with impact sockets.

Refer to socket dimensional drawings on page 233.

*Note: Limited Quantities, call Wright Tool for delivery.

Can't find the tool you need? Go to page 386.



⑥ Pt. Metric Deep Impact Sockets

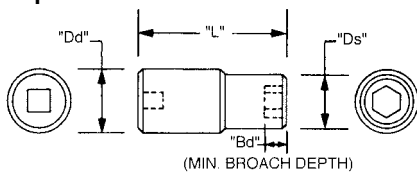
Part No.	Flats (mm)	Ret-Ring	Shape	L	Ds	Dd	Bd
849-41mm	41mm	84575	I	144.22	76.20	82.68	24.92
849-42mm	42mm	84575	I	144.22	76.20	82.68	25.40
849-43mm	43mm	84575	I	144.22	79.38	82.68	25.40
849-46mm	46mm	84575	I	144.22	79.38	82.68	28.63
849-50mm	50mm	84575	II	144.22	83.19	-	30.00
849-52mm	52mm	84575	II	144.22	83.19	-	30.99
849-55mm	55mm	84575	II	144.22	86.49	-	33.55
849-56mm	56mm	84575	II	153.75	87.25	-	36.07
849-60mm	60mm	84575	II	153.75	91.57	-	35.41
849-65mm	65mm	84576	III	153.75	97.92	95.25	38.35
849-70mm	70mm	84576	III	153.75	103.38	95.25	41.30
849-75mm	75mm	84576	III	160.10	109.22	95.25	44.25
849-80mm	80mm	84576	III	163.27	115.19	95.25	47.19
849-85mm	85mm	84576	III	163.27	121.16	95.25	50.14
849-90mm	90mm	84576	III	163.27	126.75	95.25	53.11
849-95mm	95mm	84576	III	172.80	132.59	95.25	56.06
849-100mm	100mm	84576	III	179.15	138.43	95.25	59.00
849-105mm	105mm	84576	III	198.20	144.27	95.25	61.95
849-110mm	110mm	84576	III	198.20	149.99	95.25	64.90
849-115mm	115mm	84576	III	198.20	155.45	95.25	67.84
849-120mm	120mm	84576	III	198.20	160.66	95.25	70.79
849-125mm	125mm	84578	III	203.20	166.24	127.00	73.76
849-130mm	130mm	84578	III	203.20	171.83	127.00	76.71

1-1/2"

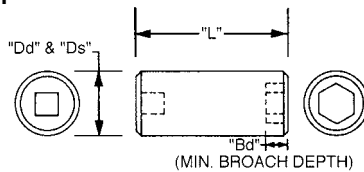


Sockets, Ratchets & Attachments

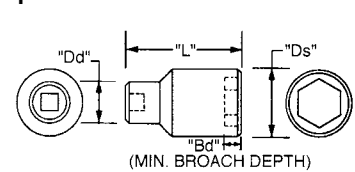
Shape I



Shape II



Shape III





1-1/2" Drive Castellated/ Spanner Sockets



Part No.	Nom. Size	Ret-Ring	Shape	L	Ds	Dd	Bd
848C36	2-1/4"	84576	III	3-3/8"	3-1/2"	3-3/4"	9/16"
848C40	2-1/2"	84576	III	3-7/16"	3-7/8"	3-3/4"	9/16"
848C44	2-3/4"	84576	III	3-1/2"	4-1/4"	3-3/4"	11/16"
848C48	3"	84576	III	3-9/16"	4-5/8"	3-3/4"	11/16"
848C56	3-1/2"	84576	III	3-7/8"	5-3/8"	3-3/4"	15/16"



2-1/2" Drive Castellated/ Spanner Sockets

Part No.	Nom. Size	"O" Retainer Ring	Pin Shape	L	Ds	Dd	Bd
858C18	2-1/4"	85576	85577 I	3-7/8"	3-1/2"	5"	9/16"
858C40	5"	85576	85577 III	5"	7-5/8"	5"	1-1/16"



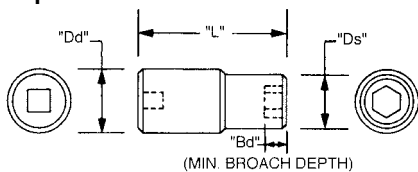
1-1/2" / 2-1/2"



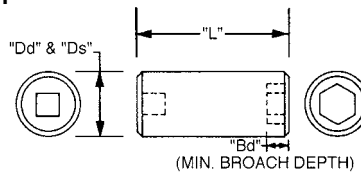
Sockets, Ratchets & Attachments

Can't find the tool you need? Go to page 386.

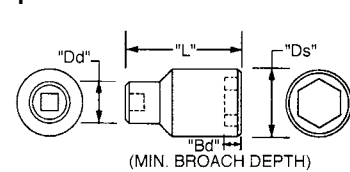
Shape I



Shape II



Shape III





⑥ Pt. Standard Impact Sockets

Part No.	Size	"O" Ring	Retainer Pin	Shape	L	Ds	Dd	Bd
85814	1-3/4"	85576	85576	I	5-3/8"	4-15/64"	5"	1-1/8"
85815	1-7/8"	85576	85576	I	5-3/8"	4-5/16"	5"	1-3/16"
85816	2"	85576	85576	I	5-3/8"	4-5/16"	5"	1-1/4"
85817	2-1/8"	85576	85576	I	5-3/8"	4-5/16"	5"	1-3/8"
85818	2-1/4"	85576	85576	I	5-1/2"	4-13/32"	5"	1-7/16"
85819	2-3/8"	85576	85576	I	5-1/2"	4-5/8"	5"	1-1/2"
85820A	2-9/16"	85576	85576	I	5-1/2"	4-5/8"	5"	1-5/8"
85821	2-5/8"	85576	85576	I	5-1/2"	4-23/32"	5"	1-11/16"
85822	2-3/4"	85576	85576	II	5-5/8"	5"	-	1-3/4"
85823	2-15/16"	85576	85576	II	5-5/8"	5"	-	1-7/8"
85824	3"	85576	85576	II	5-5/8"	5"	-	2"
85825	3-1/8"	85576	85576	II	5-3/4"	5-5/16"	-	2"
85826	3-1/4"	85576	85576	II	5-3/4"	5-13/32"	-	2-1/16"
85827	3-3/8"	85576	85576	II	5-3/4"	5-13/32"	-	2-1/8"
85828	3-1/2"	85576	85576	II	5-3/4"	5-1/2"	-	2-1/4"
85829	3-5/8"	85576	85576	II	5-3/4"	5-1/2"	-	2-5/16"
85830	3-3/4"	85578	85579	II	6-1/4"	5-7/8"	-	2-3/8"
85831	3-7/8"	85578	85579	II	6-1/4"	5-63/64"	-	2-1/2"
85832	4"	85578	85579	III	6-1/4"	6-7/32"	6"	2-1/2"
85833	4-1/8"	85578	85579	III	6-1/4"	6-5/16"	6"	2-5/8"
85834	4-1/4"	85578	85579	III	6-3/4"	6-13/32"	6"	2-3/4"
85835	4-3/8"	85578	85579	III	6-3/4"	6-17/32"	6"	2-3/4"
85836	4-1/2"	85578	85579	III	7"	6-5/8"	6"	2-27/32"
85837	4-5/8"	85578	85579	III	7"	6-23/32"	6"	3"
85838	4-3/4"	85578	85579	III	7"	6-13/16"	6"	3"
85839	4-7/8"	85578	85579	III	7-1/4"	6-59/64"	6"	3"
85840	5"	85578	85579	III	7-1/2"	7"	6"	3-1/8"
85841	5-1/8"	85578	85579	III	7-1/2"	7-1/8"	6"	3-5/16"
85842	5-1/4"	85578	85579	III	7-1/2"	7-7/32"	6"	3-5/16"
85843	5-3/8"	85578	85579	III	7-3/4"	7-1/2"	6"	3-3/8"
85844	5-1/2"	85578	85579	III	7-3/4"	7-5/8"	6"	3-15/32"
85845	5-5/8"	85578	85579	III	7-3/4"	7-23/32"	6"	3-9/16"
85846	5-3/4"	85578	85579	III	7-3/4"	7-13/16"	6"	3-5/8"
85849	6-1/8"	85578	85579	III	7-7/8"	8"	6"	3-7/8"
85852	6-1/2"	85578	85579	III	8"	8-31/64"	6"	4"
85854	6-3/4"	85580	85581	III	8"	9-3/8"	6-1/2"	4-5/16"
85855	6-7/8"	85580	85581	III	8"	9-3/8"	6-1/2"	4-5/16"
85861	7-5/8"	85580	85581	III	8-1/2"	9-5/8"	6-1/2"	4-5/16"
85864	8"	85580	85581	III	8-3/4"	9-29/32"	6-1/2"	4-11/32"

"O" Rings

Part No.	O.D.	I.D.	Width	For Tool Numbers
85576	4-1/2"	4"	1/4"	85814 thru 85842
85578	5-1/2"	5"	1/4"	85843 thru 85852
85580	6"	5-1/2"	1/4"	85855 thru 85864

Retainer Pins

Part No.	O.D.	Length	For Tool Numbers
85577	7/16"	4-3/8"	85814 thru 85842
85579	7/16"	5-3/8"	85843 thru 85852
85581	7/16"	5-7/8"	85855 thru 85864

⚠ Caution!

- Always wear safety goggles and use a Ret-Ring when working with impact sockets.

2-1/2"



Sockets, Ratchets & Attachments



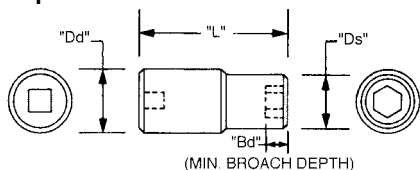
⑥ Pt. Metric Standard Impact Sockets



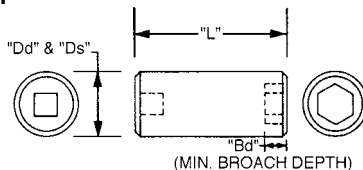
Part No.	Nom. Size	"O" Ring	Retainer Pin	Shape	L	Ds	Dd	Bd
858-60mm	60mm	85576	85577	I	139.45	117.09	127.25	35.41
858-65mm	65mm	85576	85577	I	139.45	117.09	127.25	38.35
858-70mm	70mm	85576	85577	II	142.62	127.25	-	41.30
858-75mm	75mm	85576	85577	II	142.62	127.25	-	44.25
858-80mm	80mm	85576	85577	II	145.80	127.25	-	47.19
858-85mm	85mm	85576	85577	II	145.80	139.95	-	50.14
858-90mm	90mm	85576	85577	II	145.80	139.95	-	53.11
858-95mm	95mm	85578	85579	II	158.50	149.73	-	56.06
858-100mm	100mm	85578	85579	II	158.50	149.73	-	59.00
858-105mm	105mm	85578	85579	II	158.50	152.91	-	61.95
858-110mm	110mm	85578	85579	III	171.20	162.43	151.89	64.90
858-115mm	115mm	85578	85579	III	177.55	162.43	151.89	67.84
858-120mm	120mm	85578	85579	III	177.55	171.45	151.89	70.79
858-125mm	125mm	85578	85579	III	183.90	178.31	151.89	73.76
858-130mm	130mm	85578	85579	III	190.25	184.66	151.89	76.71
858-135mm	135mm	85578	85579	III	196.60	191.01	151.89	79.65
858-140mm	140mm	85578	85579	III	196.60	197.36	151.89	82.60
858-145mm	145mm	85578	85579	III	196.60	203.71	151.89	85.55
858-150mm	150mm	85578	85579	III	199.77	203.71	151.89	88.49
858-155mm	155mm	85578	85579	III	199.77	209.55	151.89	91.44
858-160mm	160mm	85578	85579	III	202.95	216.41	151.89	94.41
858-165mm	165mm	85578	85579	III	202.95	222.25	151.89	97.36
858-170mm	170mm	85580	85581	III	202.95	228.60	165.10	100.30
858-175mm	175mm	85580	85581	III	202.95	234.95	165.10	103.25
858-180mm	180mm	85580	85581	III	206.12	241.30	165.10	106.20
858-185mm	185mm	85580	85581	III	209.30	244.09	165.10	109.14
858-190mm	190mm	85580	85581	III	212.47	249.17	165.10	112.09
858-200mm	200mm	85580	85581	III	218.82	260.35	165.10	118.01
858-210mm	210mm	85580	85581	III	225.17	269.49	165.10	120.02
858-215mm	215mm	85580	85581	III	228.35	274.96	165.10	120.02
858-225mm	225mm	85580	85581	III	231.52	286.00	165.10	120.02
858-235mm	235mm	85580	85581	III	234.70	297.43	165.10	120.02
858-255mm	255mm	85580	85581	III	241.05	319.02	165.10	120.02

Can't find the tool you need? Go to page 386.

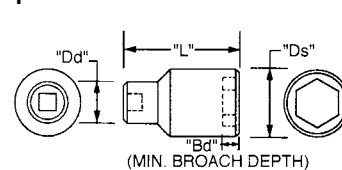
Shape I



Shape II



Shape III



2-1/2"

Sockets, Ratchets & Attachments



#5 Spline Drive Impact Sockets

Wright Tool spline drive sockets and adaptors are manufactured from 4140 alloy steel and heat treated for maximum strength. Openings are hot forged to close tolerances and the 14 tooth female spline is designed for a snug fit. It also has an internal groove that fits the locking devices on all #5 Spline Drive Impact Wrenches.

Part No. Description

5800 #5 Spline Impact Universal



#5 Spline Impact Adaptor

Part No. Nom. Size Shape L Ds Dd Bd

5901 1" M III 3-21/32" - 2-3/8" -



#5 Spline Drive 6 Pt. Thin Wall Hex Socket

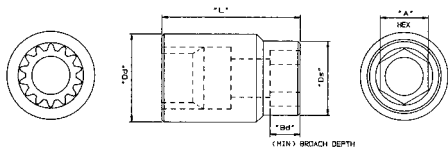
Part No. Nom. Size Shape L Ds Dd Bd

5734 1-1/16" I 3-1/16" 1-5/8" 2-3/8" 13/16"

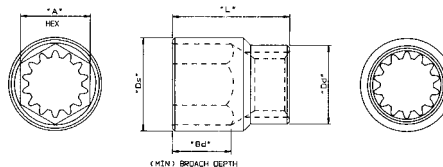
! Caution!

- Always wear safety goggles and use a Ret-Ring when working with impact sockets.

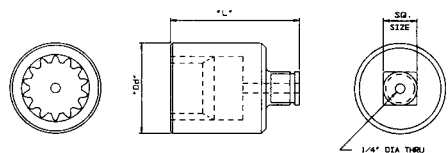
Shape I



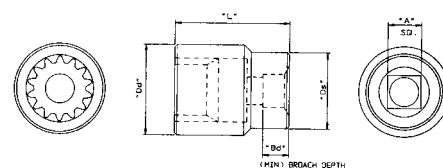
Shape II



Shape III



Shape IV



#5 Spline



Sockets, Ratchets & Attachments



#5 Spline Drive ⑥ Pt. Standard Impact Sockets

Part No.	Nom. Size	Shape	L	Ds	Dd	Bd
5828	7/8"	I	3-1/16"	1-17/32"	2-3/8"	3/4"
5830	15/16"	I	3-1/16"	1-9/16"	2-3/8"	3/4"
5832	1"	I	3-1/16"	1-21/32"	2-3/8"	3/4"
5834	1-1/16"	I	3-1/16"	1-3/4"	2-3/8"	3/4"
5836	1-1/8"	I	3-1/16"	1-13/16"	2-3/8"	3/4"
5838	1-3/16"	I	3-1/16"	1-61/64"	2-3/8"	3/4"
5840	1-1/4"	I	3-1/16"	2-9/64"	2-3/8"	3/4"
5842	1-5/16"	I	3-1/16"	2-9/64"	2-3/8"	7/8"
5844	1-3/8"	I	3-1/16"	2-3/8"	2-3/8"	7/8"
5846	1-7/16"	II	3-1/16"	2-3/8"	2-3/8"	7/8"
5848	1-1/2"	II	3-1/16"	2-9/16"	2-3/8"	7/8"
5852	1-5/8"	II	3-1/16"	2-3/4"	2-7/16"	15/16"
5856	1-3/4"	II	3-1/16"	2-7/8"	2-1/2"	1"
5858	1-13/16"	II	3-1/16"	3"	2-1/2"	1"
5860	1-7/8"	II	3-1/16"	3"	2-1/2"	1-1/16"
5864	2"	II	3-1/16"	3-1/8"	2-1/2"	1-1/16"



⚠ Caution!

- Always wear safety goggles and use a Ret-Ring when working with impact sockets.

#5 Spline Drive ⑥ Pt. Deep Impact Sockets

Part No.	Nom. Size	Shape	L	Ds	Dd	Bd
5934	1-1/16"	I	3-3/4"	1-3/4"	2-3/8"	13/16"
5936	1-1/8"	I	3-3/4"	1-13/16"	2-3/8"	13/16"
5938	1-3/16"	I	3-3/4"	2-1/16"	2-3/8"	5/8"
5940	1-1/4"	I	3-3/4"	2-3/32"	2-3/8"	29/32"
5942	1-5/16"	I	3-3/4"	—	2-3/8"	49/64"
5946	1-7/16"	I	3-3/4"	—	2-3/8"	49/64"
5948	1-1/2"	I	3-3/4"	—	2-3/8"	7/8"



#5 Spline Drive Square Impact Sockets

Part No.	Nom. Size	Shape	L	Ds	Dd	Bd
5993	13/16" sq.	IV	3-1/16"	—	2-3/8"	3/4"
5995	15/16" sq.	IV	3-1/16"	—	2-3/8"	17/32"



Can't find the tool you need? Go to page 386.

Refer to socket dimensional drawings on page 237.

Torque Wrenches & Tools



For years, torque wrenches have been the standard for tightening nuts and bolts that clamp parts together. Wright offers an extensive line of torque wrenches in four styles—beam, micro adjustable, dial, and electronic. We also offer an array of other torque tools, including torque screwdrivers, torque multipliers and a torque tester.

! C a u t i o n !

- Always wear safety goggles when working with tools.
- Do not use extensions or pipes to increase ratchet leverage.
- Do not use a torque wrench as a pry bar.



Micro-Adjustable “Click Type” Metal Handle Torque Wrenches

- Rugged.
- Accurate, $\pm 4\%$ clockwise, $\pm 6\%$ counterclockwise @ 20% of the scale.
- Easy to operate.
- Durable.
- All parts made from alloy tool steel for long life accuracy. Accuracy meets or exceeds all applicable government specifications.
- Exposed scale.
- Positive lock with spring loaded pull down lock ring. Super rugged knurled metal for industrial use. Pull lock ring down and turn handle to adjust reading. Positive locking device cannot be jarred into unlock position.
- All wrenches meet or exceed ANSI B 107.14M or GGG-S-686, whichever applies.
- Ratchet head models are 24 tooth industrial grade ratchets designed for industrial use.
- Feature a push button socket “quick release” mechanism (except 6448, 8447 and 8448).
- All wrenches feature English scales primary and Newton meter secondary.
- Micrometer “clicker” torque wrenches feature a distinct breaking action when the set torque is reached. the breaking action and clicking noise is greatest at the upper part of the scale.
- All wrenches will be shipped in fitted blow mold plastic storage boxes, except the 8447 and 8448, which will be shipped in a metal box.
- All wrenches include a “Certificate of Calibration.”



4476, 4479, 4477, 4478, 6448



3447, 3477, 3479



2477, 3478



8447



8448



8449



Part No.	Drive Size	Torque Range English	Incr.	Torque Range Metric	Incr. (Nm)	Head Style	Length Inches	Wt. Lbs.	Repair Kits
Inch Pound									
2477	1/4"	20-150 in. lb.	1	2.8-16.4	.1	Ratchet	10.15"	.90	2477B
3478	3/8"	30-200 in. lb.	1	3.9-22.0	.1	Ratchet	10.15"	.85	3478B
3479	3/8"	150-1000 in. lb.	5	19.8-110.2	.6	Ratchet	15.75"	2.5	3447B
4476	1/2"	700-1600 in. lb.	10	84.4-175.2	1.2	Ratchet	18"	3.0	4476B
4479	1/2"	300-2500 in. lb.	10	39.6-276.8	1.2	Ratchet	18"	3.0	4476B
Foot Pound									
3447	3/8"	5-75 ft. lb.	.5	10.2-98.3	.7	Ratchet	15.5"	2.5	3447B
3477	3/8"	10-100 ft. lb.	.5	16.9-132.2	.7	Ratchet	15.5"	2.5	3447B
4477	1/2"	20-150 ft. lb.	1	34-197	1.5	Ratchet	19"	3.15	4476B
4478	1/2"	30-250 ft. lb.	1	47-332	1.5	Ratchet	24.4"	3.15	4476B
6448	3/4"	100-600 ft. lb.	5	169-779	7	Ratchet	42"	8.95	6448C
8447	1"	200-1000 ft. lb.	5	305-1320	7	Ratchet	70"	40.0	8447C
8448	1"	200-1000 ft. lb.	5	305-1320	7	Fixed Head Non-Ratcheting	69"	24.5	-
8449	1"	300-2000 ft. lb.	10	480-2700	13.5	Fixed Head Non-Ratcheting	108-1/2"	48.75	-



Dial Type Torque Wrenches

All dial torque wrenches are "State-of-the-Art" torque wrenches. Exclusive torsion beam design provides long life and accuracy.

- Exclusive bi-polar dual scales, English and Metric, permits accurate reading of both scales, with follower needle.
- Equally accurate in both left and right hand direction.
- Torsion drive design.
- Large easy-to-read dial.
- User assured of long life and reliability.
- Accurate, $\pm 4\%$ both ways.
- Meets and/or exceeds requirements of GGG-W-686 and/or ANSI B107.14M.
- Calibration traceable to National Institute of Standards and Technology (NIST).
- All wrenches shipped in plastic storage box or metal case (except 2,000 ft. lb.), which will be shipped in a cardboard carton.
- Follower Needle.
- All wrenches include a "Certificate of Calibration."



3472



6470

Part No.	Drive	Torque Range English	Grads. English	Torque Range Metric	Grads. Metric	Length	No. of Ext. Handles	Wt. Lbs.
Inch Pound								
2470	1/4"	0-30 in. lb.	.5 in. lb.	0-3.5 Nm	.1 Nm	10"	—	1
2471	1/4"	0-75 in. lb.	1 in. lb.	0-9 Nm	2 Nm	10"	—	1
3470	3/8"	0-150 in. lb.	2 in. lb.	0-18 Nm	.5 Nm	10"	—	1
3471	3/8"	0-250 in. lb.	5 in. lb.	0-30 Nm	.5 Nm	10"	—	1
3472	3/8"	0-600 in. lb.	10 in. lb.	0-70 Nm	2 Nm	14-7/8"	—	1-3/4
Foot Pound								
3473	3/8"	0-50 ft. lb.	1 ft. lb.	0-70 Nm	2 Nm	14-7/8"	—	1-3/4
+ 4470	1/2"	0-175 ft. lb.	5 ft. lb.	0-240 Nm	5 Nm	21-1/2"	—	2-3/4
+ 4471	1/2"	0-250 ft. lb.	5 ft. lb.	0-350 Nm	10 Nm	21-1/2"	—	2-3/4
6471	3/4"	0-350 ft. lb.	10 ft. lb.	0-480 Nm	10 Nm	27-7/8"	—	5-3/4
6470	3/4"	0-600 ft. lb.	10 ft. lb.	0-800 Nm	20 Nm	46-1/2"	1	9-1/4
8470	1"	0-1000 ft. lb.	20 ft. lb.	0-1400 Nm	25 Nm	74"	1	18-1/2

+ New Rubber Handle



Electric Dial Type Torque Wrenches

- Electric wrenches have an electric light and an audible buzzer. An operator may elect to preset a torque value on the dial face of the torque wrench prior to torquing.

Battery Included



6472 - 2 Piece Handle
8471 - 2 Piece Handle



8472



8472

Part No.	Drive	Torque Range English	Grads. English	Torque Range Metric	Grads. Metric	Length	No. of Ext. Handles	Wt. Lbs.
6472	3/4"	0-600 ft. lb.	10 ft. lb.	0-800 Nm	20 Nm	46-1/2"	1	9-1/4
8471	1"	0-1000 ft. lb.	20 ft. lb.	0-1400 Nm	25 Nm	74"	1	18-1/2
8472***	1"	0-2000 ft. lb.	40 ft. lb.	0-2800 Nm	50 Nm	122"	5	44-1/2

***"T" Style, 1" Dr. Female Head for use with torque multiplier. Shipped in cardboard carton.



Part No.	Description
9L28100	1/2" drive

Torque Angle Method

The torque wrench has been the standard for tightening bolts and nuts that clamp parts together for many years. Torque is the force used to turn a fastener nut or bolt against friction. Friction occurs between the nut or bolt threads, fastener head and component surface. With the many variations in squareness and stiffness of the mating parts, clamping forces can vary significantly. The torque method also relies heavily on the consistency of the operator.

The Torque Angle Method specifies an initial torque in conjunction with a specific angular measurement. The initial torque mates the components. The fastener is then rotated a specific number of degrees. If cross-threading or high-friction occur, the fastener won't rotate the proper number of degrees. If the fastener strips or there is low friction, it will rotate beyond the specified number of degrees.

The Torque Angle Method takes into consideration the many variables such as flatness, squareness of bolt heads, and surface finish that torque alone doesn't account for. The Torque Angle Method is commonly used in Europe, and specified by Mercedes Benz for over 15 years on all critical fasteners.





Electronic Torque Wrenches – Computorq III

Features

The E-WRENCH digitally displays fastener torque specification settings, torque readings and peak hold measurements.

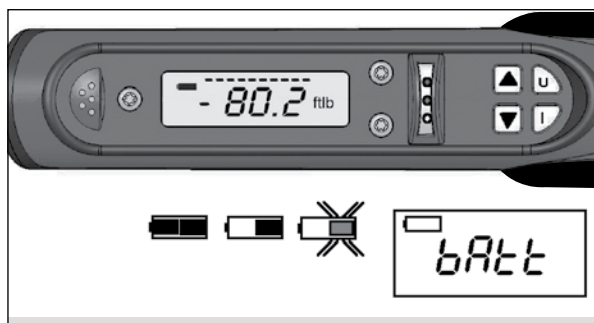
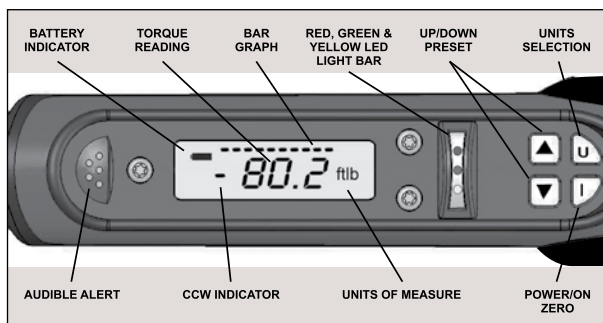
- **Display** – The wrench features a custom LCD with keypad selectable torque units conversion readout in ft-lb, in-lb kg-cm and Nm. 10 Bar-graph for Preset value.
- **Setting** – Torque specification for fastener. The set value is adjustable between 10% and 100% of full scale by pushing the up or down keys. The scrolling display adjustment rolls-over at both ends for convenient and quick setting.
- **Tracking** – While wrenching, the display switches to read the actual torque applied with a 0.2 second update rate.
- **Audible and LED's** – When the applied torque equals the set torque value the wrench outputs a 1/2 second audible tone and the Green LED's and Red LED's lit until torque is released. Yellow LED's will light at -10% of Preset-torque.
- **Peak Hold** – When torque is released the display holds and flashes the peak torque reading for 10 seconds or until torque is re-applied.



- **Overload** – If the wrench is used beyond 100% full scale the audible tone will pulse rapidly to warn the operator to stop. At 125% of full scale the display will lock up and read “- - - -”.
- **Zero** – Automatic self-check and re-zero at power-on and any time the ON/ZERO key is pushed. (This is not a calibration check).
- **Setup Memory** – At power-on the wrench returns to the last unit and torque setting.
- **Battery** – The WRIGHT TOOL WRENCH uses three standard replaceable “CR123” Lithium cells for better than 80 hours continuous operation. A display indicator shows battery condition. A flashing “bAtt” display means the wrench is no longer accurate and the battery must be replaced.
- **Auto Power Off** – Automatic shut-off after sitting idle for 2 minutes.

US and Foreign Patents Pending

Torque Wrenches & Tools



Operator Instruction

Unscrew endcap on back of handle and install two “CR123” 3 Volts Lithium cells, positive end into the handle first. (refer to page 6)

1. Push “ON/ZERO” key – the wrench will self-test and display the last fastener torque spec. setting.
2. Push “UNITS” key – to select “Nm,” “ft lb,” “in lb.” or “kgcm”
3. Push and hold “Δ” (UP) or “∇” (DOWN) keys to set the fastener torque spec. (Display will roll-over at each end).
4. Apply torque slowly, grasping the center of the handle. **DO NOT APPLY LOAD TO THE END OF THE HANDLE.** The display will **TRACK** the applied torque. Stop and release torque when the **audible alert** is heard and the **Green and Red LED's lit, Yellow LED's will lit at 90% of Preset.**
5. On release, note the **PEAK** (highest) torque applied* it will be displayed, flashing for 10 seconds or until torque is re-applied.

*The **PEAK** torque reading will tell you if excess torque has been applied. This feature can be used to improve your wrenching technique for best accuracy. E-Wrench will automatically shut off after two minutes sitting idle to conserve battery power. The ON/ZERO key can be held down for 5 seconds to turn the wrench off.

CALIBRATION

Contact CDI Torque Products for calibration services. 19220 San Jose Ave, CA 91748. Phone: (626) 965-0668.

IMPORTANT!

Calibration by the user is recorded in the wrench memory and voids factory certification.

Equipment Required: Precision test bars and certified calibration weights, or another torque source, accurate to 1/2% of reading.

MAINTENANCE / SERVICE

Clean torque wrench by wiping with a damp cloth. Do NOT use solvents, thinners or engine cleaners. Do NOT immerse in anything. Service, repair and calibration are to be done by CDI Torque Products Service Centers only.

CERTIFICATION

This torque wrench, as calibrated at the factory, is certified to meet the accuracy specified in International Standard ISO 6789 and was calibrated on a torque standard traceable to the National Institute of Standards Technology (N.I.S.T.).

NOTE: If the display shows “Err0” at power on, the wrench is damaged and must be returned for repair.

BATTERY REPLACEMENT

Replace with two “CR123” Lithium cells only. (Available anywhere)




USE OF ADAPTORS, EXTENSIONS AND UNIVERSALS


Anytime an adaptor, extension or universal is used with a torque wrench in such a way that the fastener distance is different than the torque wrench square drive distance, an adjustment to the set torque is required to get proper fastener torque.



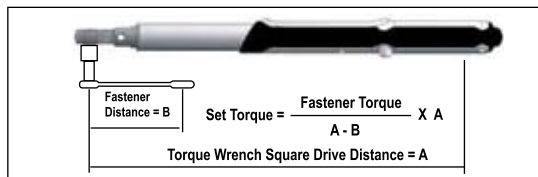
Fastener torque equals torque wrench square drive torque.
Wrench setting is equal to desired fastener torque.



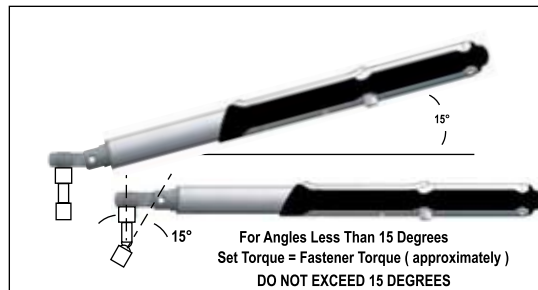
Fastener torque equals torque wrench square drive torque.
Wrench setting is equal to desired fastener torque.



Fastener torque is greater than torque wrench square drive torque.
Calculated setting will be lower than desired fastener torque.



Fastener torque is less than torque wrench square drive torque.
Calculated setting will be higher than desired fastener torque.



When using wobble extension or a universal, do not exceed more than 15 degrees of offset from perpendicular drive. Do not use a long extension with the flex-drive at full flex.

SPECIFICATIONS

Display – 4-digit LCD, Low Battery Indicator.

Setting – display with no torque applied

Tracking – real time with torque applied

Peak – 10 sec. flashing at torque release

Display Capacity 8,000 Counts CW/CCW torque from 10% to 125% of full scale.

Accuracy (72 °F)

CW	CCW
+/-2%	+/-3% of reading, 20% to 100% of full scale
+/-4%	+/-6% of reading, 10% to 19% of full scale

Torque Setting Resolution

1.0 ft-lb, 1.0 Nm, 1 in-lb.

Sealed Key Pad

ON/ZERO power on - auto self check - zero

UP (+) increments torque setting

DOWN (-) decrements torque setting

UNITS selects **Nm, ft-lb, in-lb** or **kg-cm**, display

Operating Temperature 40 to 110°F (5 to 42°C)

Storage Temperature -1 to 122°F (-20 to 50°C)

Humidity – up to 90% non-condensing

Dimensions:	length	weight	Drive
	240 in-lb	15 in 2.0 lbs	1/4"
	100 ft-lb	17 in 2.2 lbs.	3/8"
	250 ft-lb	27 in 3.5 lbs	1/2"

Battery – two "CR123" Lithium cells, over 80 hours continuous operation.

Auto Shut-off – after 2 minutes idle with no torque applied.

Part No.	Drive	ft-lb	in-lb	Nm	kgcm
2473	1/4"	2.0 - 20.0	24 - 240	2.71 - 27.10	27.6 - 276
3474	3/8"	5.0 - 100.0	120 - 1200	13.5 - 135.6	138 - 1382
4474	1/2"	25 - 250	300 - 3000	33.8 - 338	345 - 3456





Electronic Torque Wrenches – Computorq II

Features

- **Largest Storage Capacity Available** – Up to 4000 torque values can be stored in memory. An audible tone signals when memory is full.
- **Downloading Capacity** – Computorq II is equipped to download individual torque values or store values in memory which can be directly downloaded to a printer/computer/data logger via RS232.
- **Easy Set-Up** – Target torque values (high and low percentages, +/- tolerances and torque engineering units) are easily programmed through the keypad and shown on the LCD.
- **Baud Rate** – The Baud rate for downloading to a printer/computer/data logger is selectable. The factory set rate is 1200. Options are 300, 600, 1200, 2400, 4800 or 9600.
- **Audio Signal** – An audio signal is emitted when the minimum acceptable preset torque value is reached or the upper torque limit is exceeded.
- **Visual Indicators** – Bright green and red LEDs are standard indicators of high and low preset torque limits.
- **Overload-Protection** – The red LED flashes, the audio buzzer sounds and “OVER” is displayed on the LED when the torque range of the wrench is exceeded.
- **Engineering Units** – All seven basic engineering torque units are available on most Computorq II models (Ft. Lb., in. Lb., in. Oz., Nm, dNM, Mkg. or cmkg) and are easily selected through the keypad.
- **Displayed Torque Measurements** – Torque measurements captured on the display remain until they are erased, sent to the wrench’s memory, or downloaded to an external device.
- **Recall of Torque Measurements** – Up to 999 torque measurements can be reviewed by the operator, in sequence of operation, by pressing the recall button.
- **Bar Graph** – A bar graph is displayed on the LCD showing the relative position of applied torque to the preset torque range.



Part No.	Drive	Range	Increments	Length Inches	Wt. Lbs.
6473	3/4"	60-600 ft. lb. 81-813 Nm 8.3-83 mkg	.1 ft. lb. .1 Nm .01 mkg	46.5"	9.5
8473	1"	100-1000 ft. lb. 135-1355 Nm 14-138 mkg	.1 ft. lb. .1 Nm .1 mkg	74.0"	19.0



Torque Screwdrivers – Blue Metallic Finish

- 3 models available.
- Positive-locking pull-down adjustment knob.
- Trilobular comfort grip.
- Universal 1/4" hex bit holder with strong Rare Earth magnet.
- Cam-over torque-limiting clutch.
- Easy-to-read widow scale.
- Lightweight, ease-of-use.
- Automatic lock in counterclockwise direction.
- Accuracy $\pm 6\%$ clockwise direction, from 20 in. ozs., 100% of full scale.
- Individually serialized with matching certificate of calibration traceable to N.I.S.



Part No.	Square Drive Size	Torque Range in. oz./in. lbs.	Increments
2462	1/4" Female hex	20-100 in. oz.	1 in. oz.
2463	1/4" Female hex	3-15 in. lbs.	.2 in. lbs.
2464	1/4" Female hex	5-40 in. lbs.	.5 in. lbs.

Wright Tool Torque Wrench Warranty

All Wright Tool torque wrenches are warranted against defects in materials or workmanship for a period of one year from the date of purchase. One of our authorized repair facilities, at their discretion, will repair or replace any defective Wright torque wrench returned to their place of business, postage or freight prepaid. All torque wrenches must be accompanied with a dated copy of the sales receipt or purchase order.

The foregoing obligation is Wright Tool's sole liability and the purchaser's sole remedy under this warranty. There are no other warranties expressed or implied, including those of market ability or fitness for purpose. Under no circumstances shall Wright Tool be liable for any special, incidental or consequential damages.

This warranty does not apply if the torque wrench has been altered,

damaged, abused or improperly maintained. This warranty gives you specific legal rights and you may have other rights which vary from state to state.

NOTE:

Please contact Wright Tool Customer Service at 1-800-321-2902 or FAX 1-800-543-2095 for shipping instructions on the return of all torque wrenches for warranty, repairs or other services.

All warranty considerations will be returned to the customer freight prepaid. All non-warranty repairs or calibrations will be returned to the customer with all applicable charges and freight collect.





Why use a torque multiplier?

A torque multiplier is used to reduce the effort needed to tighten or loosen a fastener. By using a torque multiplier, thousands of foot pounds of torque can be accurately applied with a standard 250 foot pound torque wrench.

Wright Tool offers a complete line torque multipliers. These tools offer a simple, inexpensive solution to common bolting challenges. Our multipliers ranging in output torque from 750 ft-lbs to 8,000 ft-lbs typically require a maximum input torque of only 200 ft-lbs or less. All of our tools can be operated with any standard torque wrench and will "multiply" the torque to achieve significantly higher torque outputs. We offer both reaction bar multipliers, which will typically react against a flange, as well as reaction plate multipliers designed to react against an adjacent bolt. Other features of these tools include:

Safe, Light – Our unique one-piece construction requires use of just one tool. A single tool is easier to handle and safer to operate vs. stacking a number of multipliers. Single piece construction also makes the package smaller and lighter.

Accurate – Use of needle roller bearings produces more efficient and repeatable output torque (all except 9S290P, 9S291 and 9S292). All models except the 9S292 have a torque accuracy of +/-5%.

Fast – Our input torque holding ratchet assists in holding our multiplier in place while applying torque to fastener, making fastening safer and faster. This feature is standard on all models except 9S290P, 9S291, 9S292 and 9S391.

Easy To Use – Our low input torque requirement makes our tools easy to use. Most tools require less than 200 ft-lb input to obtain the multipliers maximum output torque.

Service & Support – Excellent application assistance and product support is always available.

Simple – A torque conversion chart is attached directly on top of each tool to show the operator the torque input required for a given torque output.

Precise – An angle of turn protractor included on our 391, 9S392 and 9S393 models allows the user to use torque/angle of turn method to tighten fasteners more accurately.

Durable – All of our multipliers come with a replaceable output square drive which protects multiplier's powertrain from accidental torque overload by shearing at 3 to 10% over multiplier's rated capacity.

Torque Multipliers

Features of the 9S290P, 9S291, 9S391 & 9S292

- Compact
- Low Cost
- Light Weight
- Rugged Construction



9S290P



9S291



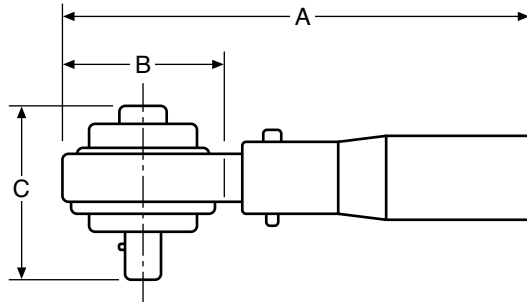
9S391



9S292



9S392B, 9S393A



Features of the 9S392B & 9S392A

- Low Input Torque
- Needle Bearings for High Efficiency
- Input Torque Holding Ratchet – Holds Multiplier in place during torquing.
- ±5% Accuracy – Closer accuracy and torque certificates available.
- 1/2" Square Female Input
- Shearable Output Squares – Drive Shear at 3-10% overload to protect tool. A replacement Drive included, is easily installed.
- Angle or Turn Protractor



Torque Wrenches & Tools

Part No.	Description	Input Drive	Input Capacity	Output Drive	Output Capacity	Torque Ratio	A Length	B Head Dia.	C Height	Wt. Lbs.
9S290P*	Torque Multiplier (in red plastic box w/handle)	1/2" Sq Female	227 Ft.-Lbs.	3/4" Sq. Male	750 Ft. Lbs.	3.3:1	8-3/4"	2-13/16"	3-1/4"	4
9S291	Torque Multiplier	1/2" Sq. Female	303 Ft.-Lbs.	3/4" Sq. Male	1,000 Ft. Lbs.	3.3:1	17-1/8"	2-13/16"	3-5/16"	5.5
9S391	Torque Multiplier	1/2" Sq. Female	200 Ft.-Lbs.	3/4" Sq. Male	1,200 Ft. Lbs.	6:1	19.6"	3.94"	4"	9.1
9S292	Torque Multiplier	3/4" Sq. Female	571 Ft.-Lbs.	1" Sq. Male	2,000 Ft. Lbs.	3.5:1	19-1/2"	4-1/2"	3-13/16"	12
9S392B**	Torque Multiplier (in red plastic box w/handle)	1/2" Sq. Female	162 Ft.-Lbs.	1" Sq. Male	2,200 Ft. Lbs.	13.6:1	19-5/8"	4-1/16"	6-1/2"	15.2
9S393A**	Torque Multiplier (in red plastic box w/handle)	1/2" Sq. Female	173 Ft.-Lbs.	1" Sq. Male	3,200 Ft. Lbs.	18.5:1	19-5/8"	4-1/16"	6-1/2"	18.3

*New Heavy Duty Compact Design

**Anti-Backlash





Replacement Output Squares for Torque Multipliers

Part No. Description

9S391RS	Replacement Square for Multiplier 9S391
9S392RS	1" Replacement Square for Multiplier 9S392B & 9S492
9S393RS	1" Replacement Square for Multiplier 9S393A
9S394RS	1-1/2" Replacement Square for Multiplier 9S394
9S395RS	1-1/2" Replacement Square for Multiplier 9S395

Square shears at 3% -10% overload to protect tool

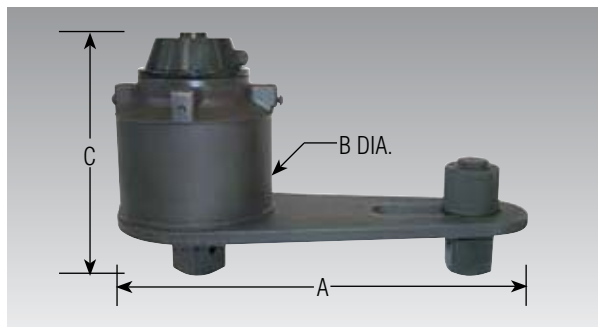


Torque Wrenches & Tools

Torque Multipliers – Plate Reaction Style



9S492



9S394

Part No.	Input	Output Capacity lb-ft (N·m)	Input Capacity lb-ft (N·m)	Gear Ratio	Torque Ratio	Output Square Size (in)	Overall Dim. Inches (mm)	Net Weight lbs (kg)
9S492	1/2" sq.	2,200 (2,983)	162 (220)	15:1	13.6:1	1	A=14.0 (356) B=4.88 (124) C=5.50 (140)	17.2 (7.8)
9S394	1/2" sq.	5,000 (6,779)	189 (256)	29.25:1	26.5:1	1 1/2	A=14.9 (378) B=5.62 (143) C=8.75 (222)	34.0 (15.4)
9S395	1/2" sq.	8,000 (10,846)	154 (209)	60:1	52.0:1	1 1/2	A=15.2 (387) B=5.81 (148) C=10.75 (273)	50.3 (22.8)
9S396*	1/2" sq.	12,000	171	81.0:1	70.0:1	2 1/2	A=19.812 B=7.687 C=12.375	74.0

*Special Order



Air Motor for Torque Multipliers

Part No. Drive Size Description

9S3900A Torque Air Motor for Torque Multiplier

Not for use on: 9S290P, 9S291, 9S391 and 9S292


Output Drive: 1/2" sq.

Maximum output torque: 200 ft. lbs.

Maximum running air pressure: 60 PSI

Free speed (reversible): 70 RPM

Overall length: 16.25 in.



Reaction Foot Torque Multipliers

Part No.	Output Capacity lbf-ft [Nm] Continuous/ Peak	Torque Ratio	Input Square Size	Output Square Size	Accuracy	Overload Protection	Anti-Backlash	Head Dia. in. (mm)	Height in. (mm) ³	Wt. lbs. (kg) ²
9STM12*	735 (1000)/ 885 (1200)	3.4:1	1/2"	3/4"	±5%	Yes	No	3.4 (86)	7.3 (186)	7.5 (3.4)
9STM30	1845 (2500)/ 2200 (3000)	10.5:1	1/2"	1"	±5%	Yes	Yes	3.4 (86)	8.7 (221)	9.9 (4.5)
9STM70	4425 (6000)/ 5175 (7000)	33:1	1/2"	1-1/2"	±5%	Yes	Yes	4.5 (114)	10.6 (270)	22 (10)

1. Powerlock is standard on all tools unless denoted by*
2. If overload protection is specified increase weight by 2.21 lbs. (1 kg)
3. If overload protection is specified increase height by 1.2" (30mm)
4. All tools come with carrying case

Specifications subject to change without notice.



Part No. Description

9SSFT Straight Foot Tool for 9STM 12 and 9STM 30

9STM 70 available by special order. Contact Customer Service.



Torque Tester

The 9S7475 is a microprocessor based, bending beam type torque tester used for checking dial type or impulse type torque wrenches. Automatic conversion to Lb.-Ft., Lb.-In., Oz.-In., N-m, mN-m or Kgf-M torque units.

- Three Modes of Operation...Read Torque, Continuously/Detect and Hold "Click."
- Click Mode allows rapid calibration of click type torque wrenches without additional fixtures
- Accuracy...±0.5% FS (10 to 100% FS)
- 16 Character Alphanumeric Display
- Six Scales with Automatic Unit Conversion...English (lb-ft, lb-in, oz. in) Metric (N Bwm, mN Bwm, kgf-m)
- Clockwise or Counterclockwise Readings
- Battery or AC Operation
- Automatic Power-Down to Conserve Battery
- Low Battery Indication
- Serial Printer Interface (RS232)
- Overrange Indication (110% of FS)
- Compact...7.25 in. (184mm) H x 4 in. (102mm) W x 10.5 in. (267mm) D
- Light Weight...13.5 lbs. (6.1 kg)



9S7475

Description

	Lb-Ft	Lb-In	Oz-In	N-m	mN-m	KGF-M
Maximum Torque	250	3,000	48,000*	339**	338,955***	34.6****
Approximate Readout Increments	.3	4	53	.4	373	.04

Drive Size – 1/2" Female Sq. w/1/2"M x 3/8"F Adapter

Weight – 13.5 Lbs. (approx.)

Envelope Size – 7.25"H x 4"W x 10.5"D

*Maximum Oz-In value displayed is approximately 32,768

**Maximum N-m value displayed is approximately 327.6

***Maximum mN-m value displayed is approximately 32,768

****Maximum KGF-M value displayed is approximately 32.76

Screwdrivers & Nut Drivers



Wright screwdrivers can be ordered individually or in sets.

Styles include Phillips, cabinet tip, round shank and square

shank (all with or without cushion grips). We also offer handy

4-in-1 screwdrivers, as well as hollow-shaft nut drivers in

standard and metric styles.

C a u t i o n !

- *Always wear safety goggles when working with tools.*
- *Do not use screwdrivers as chisels or pry bars.*
- *Do not use screwdrivers for electrical testing near live wires.*



**5 Pieces – Screwdriver Set
Set No. 9475**

Part No.	Description	Tip Size	Blade Length
9124	Round Shank Screwdriver	1/4"	6"
9125	Round Shank Screwdriver	5/16"	6"
9116	Cabinet Tip Screwdriver	3/16"	6"
9105	Phillips Screwdriver	#2	4"
9134	Square Shank Screwdriver	5/16"	6"
A711-Pouch	Pouch		



**10 Pieces – Screwdriver Set
Set No. 9476**

Part No.	Description	Tip Size	Blade Length
9123	Round Shank Screwdriver	1/4"	4"
9124	Round Shank Screwdriver	1/4"	6"
9115	Cabinet Tip Screwdriver	3/16"	4"
9116	Cabinet Tip Screwdriver	3/16"	6"
9122	Round Shank Screwdriver	1/4"	1-1/2"
9135	Square Shank Std. Tip	3/8"	8"
9106	Phillips Screwdriver	#3	6"
9104	Phillips Screwdriver	#1	3"
9105	Phillips Screwdriver	#2	4"
9101	Phillips Screwdriver	#2	1-1/2"
A714-Pouch	Pouch		



**6 Pieces – Screwdriver Set
Set No. 9477**

Part No.	Description	Tip Size	Blade Length
9105	Phillips Screwdriver	#2	4"
9122	Round Shank Screwdriver	1/4"	1-1/2"
9125	Round Shank Screwdriver	5/16"	6"
9123	Round Shank Screwdriver	1/4"	4"
9124	Round Shank Screwdriver	1/4"	6"
9116	Cabinet Tip Screwdriver	3/16"	6"
A711-Pouch	Pouch		





6 Pieces – Screwdriver Set Set No. 9462 - 6 Pieces

Part No.	Description	Tip Size	Blade Length
9101	Phillips Screwdriver	#2	1-1/2"
9103	Phillips Screwdriver	#0	3"
9104	Phillips Screwdriver	#1	3"
9105	Phillips Screwdriver	#2	4"
9106	Phillips Screwdriver	#3	6"
9109	Phillips Screwdriver	#4	8"
A711-Pouch	Pouch		



8 Pieces – Screwdriver Set Set No. 9463 - 8 Pieces

Part No.	Description	Tip Size	Blade Length
9104	Phillips Screwdriver	#1	3"
9105	Phillips Screwdriver	#2	4"
9106	Phillips Screwdriver	#3	6"
9114	Cabinet Tip Screwdriver	3/16"	3"
9115	Cabinet Tip Screwdriver	3/16"	4"
9116	Cabinet Tip Screwdriver	3/16"	6"
9123	Round Shank Screwdriver	1/4"	4"
9125	Round Shank Screwdriver	5/16"	6"
A711-Pouch	Pouch		



6 Pieces – Screwdriver Set Set No. 9464 - 6 Pieces

Part No.	Description	Tip Size	Blade Length
9115	Cabinet Tip Screwdriver	3/16"	4"
9122	Round Shank Screwdriver	1/4"	1-1/2"
9123	Round Shank Screwdriver	1/4"	4"
9125	Round Shank Screwdriver	5/16"	6"
9126	Round Shank Screwdriver	3/8"	8"
9127	Round Shank Screwdriver	3/8"	10"
A714-Pouch	Pouch		





Phillips Screwdrivers

Large Ergonomic 3-flute Handle

Part No.	Tip Size	Overall Length	Blade Length	Handle Length
9101	#2	3-7/16"	1-1/2"	1-15/16"
9103	#0	6"	3"	3"
9104	#1	7"	3"	4"
9105	#2	8-1/4"	4"	4-1/4"
9106	#3	10-7/8"	6"	4-7/8"
9107	#1	12"	8"	4"
9108	#2	12-1/4"	8"	4-1/4"
9109	#4	13-1/2"	8"	5"



9105

Round Shank Screwdrivers

Large Ergonomic 3-flute Handle

Part No.	Tip Size	Overall Length	Blade Length	Handle Length
9122	1/4"	3-7/16"	1-1/2"	1-5/16"
9123	1/4"	6"	4"	3"
9124	1/4"	10-1/4"	6"	4-1/4"
9125	5/16"	10-7/8"	6"	4-7/8"
9126	3/8"	13-1/2"	8"	5-1/2"
9127	3/8"	15-1/2"	10"	5-1/2"
9128	3/8"	17-1/2"	12"	5-1/2"



9125

Cabinet Tip Screwdrivers

Large Ergonomic 3-flute Handle

Part No.	Tip Size	Overall Length	Blade Length	Handle Length
9112	1/8"	6"	3"	3"
9113	1/8"	8"	5"	3"
9114	3/16"	7"	3"	4"
9115	3/16"	8"	4"	4"
9116	3/16"	10"	6"	4"
9117	3/16"	12"	8"	4"
9118	1/4"	14-1/4"	10"	4-1/4"



9114

Square Shank Screwdrivers

Large Ergonomic 3-flute Handle

Part No.	Tip Size	Overall Length	Blade Length	Handle Length
9132	1/4"	8-1/4"	4"	4-1/4"
9133	1/4"	10-1/4"	6"	4-1/4"
9134	5/16"	10-7/8"	6"	4-7/8"
9135	3/8"	13-1/2"	8"	5-1/2"
9136	3/8"	15-1/2"	10"	5-1/2"
9137	3/8"	17-1/2"	12"	5-1/2"



9134





9144

Cushion Grip Phillips Screwdrivers

Large Cushion Grip Handle

Part No.	Tip Size	Overall Length	Blade Length	Handle Length
9141	#2	3-7/16"	Stubby	1-15/16"
9143	#1	7"	3"	4"
9144	#2	8-1/4"	4"	4-1/4"
9145	#3	10-7/8"	6"	4-7/8"
9146	#4	13-1/2"	8"	5-1/2"



9154

Cushion Grip Round Shank Screwdrivers

Large Cushion Grip Handle

Part No.	Tip Size	Overall Length	Blade Length	Handle Length
9151	1/4"	3-7/16"	1-1/2"	1-15/16"
9152	1/4"	8-1/4"	4"	4-1/4"
9153	1/4"	10-1/4"	6"	4-1/4"
9154	5/16"	10-7/8"	6"	4-7/8"
9155	3/8"	13-1/2"	8"	5-1/2"
9156	3/8"	15-1/2"	10"	5-1/2"
9157	3/8"	17-1/2"	12"	5-1/2"



9164

Cushion Grip Cabinet Tip Screwdrivers

Large Cushion Grip Handle

Part No.	Tip Size	Overall Length	Blade Length	Handle Length
9162	3/16"	7"	3"	4"
9163	3/16"	8"	4"	4"
9164	3/16"	10"	6"	4"
9165	3/16"	12"	8"	4"
9166	1/4"	14-1/4"	10"	4-1/4"



9116

Cushion Grip Square Shank Screwdrivers

Large Cushion Grip Handle

Part No.	Tip Size	Overall Length	Blade Length	Handle Length
9172	1/4"	8-1/4"	4"	4-1/4"
9173	1/4"	10-1/4"	6"	4-1/4"
9174	5/16"	10-7/8"	6"	4-7/8"
9175	3/8"	13-1/2"	8"	5-1/2"
9176	3/8"	15-1/2"	10"	5-1/2"
9177	3/8"	17-1/2"	12"	5-1/2"





Four-Way Screwdriver

Large Ergonomic 3-flute Handle

Part No.	Tip Size	Overall Length	Blade Length	Handle Length
9180*	3/16" x 5/16" #1 P x #2 P	7-1/2"	3-1/2"	4"
9182**	#0, #1 #2, #3	7-1/2"	3-1/2"	4"

NOTE: Standard pack of 12 in cardboard container/display.

*Flip style has 2 size slotted and 2 size Phillips tips.

**Flip style has 4 Roberts type square recess size.



9180



9182

2-in-1 Pocket Screwdriver

Part No.	Tip Size	Overall Length	Blade Length	Handle Length
9181	3/16" x #1 P	4-13/16"	2-5/8"	2-3/16"



9181

Offset Screwdriver

Part No.	Description	Overall Length
9183	1/4"	4-7/16"
9184	5/16"	4-1/2"
9185	3/8"	5-7/8"
9186	#1 x #2	4-3/4"
9187	#2 x 1/4" slot	4-1/2"




9183, 9184, 9185



9186



9187



7 Pieces – Nut Driver Set Set No. 9210

Part No.	Description	Part No.	Description
9220	3/16"	9224	5/16"
9221	7/32"	9225	11/32"
9222	1/4"	9226	3/8"
9223	9/32"	A724-Pouch	Pouch



7 Pieces – Nut Driver Set Set No. 9212

Part No.	Description	Part No.	Description
9220	3/16"	9226	3/8"
9222	1/4"	9227	7/16"
9224	5/16"	9228	1/2"
9225	11/32"	A724-Pouch	Pouch



11 Pieces – Nut Driver Set Set No. 9214


Part No.	Description	Part No.	Description
9220	3/16"	9226	3/8"
9221	7/32"	9227	7/16"
9222	1/4"	9228	1/2"
9223	9/32"	9229	9/16"
9224	5/16"	9230	5/8"
9225	11/32"	A711-Pouch	Pouch





**7 Pieces – Metric Nut Driver Set
Set No. 9216**

Part No.	Description	Part No.	Description
9238	5mm	9242	8mm
9239	5.5mm	9243	9mm
9240	6mm	9244	10mm
9241	7mm	A724-Pouch	Pouch



**10 Pieces – Metric Nut Driver Set
Set No. 9218**

Part No.	Description	Part No.	Description
9236	4mm	9242	8mm
9237	4.5mm	9243	9mm
9238	5mm	9244	10mm
9239	5.5mm	9245	11mm
9240	6mm	A711-Pouch	Pouch
9241	7mm		





Nut Drivers

Part No.	Description	Part No.	Description
9220	3/16"	9226	3/8"
9221	7/32"	9227	7/16"
9222	1/4"	9228	1/2"
9223	9/32"	9229	9/16"
9224	5/16"	9230	5/8"
9225	11/32"		



Metric Nut Drivers

Part No.	Description	Part No.	Description
9236	4mm	9241	7mm
9237	4.5mm	9242	8mm
9238	5mm	9243	9mm
9239	5.5mm	9244	10mm
9240	6mm	9245	11mm





Think Safety!

Always wear safety goggles to protect your eyes.

Vise Safety Information

1. Misuse of vises can cause serious injury to eyes, hands and other body parts.
2. To ensure safety, vise must be set up and used properly.
3. Before set up and use, read, understand and follow all instructions as outlined below.

When Setting-Up Vise:

1. To hold down base of vise, use proper size nuts, bolts and lock washers in ALL mounting holes.
2. NEVER weld base of vise to any metal object.
3. For swivel base vise, ONLY HAND-TIGHTEN handles on locknuts at sides of vise.
4. NEVER use extension pipe to tighten handles on locknuts; this can cause handles to bend.
5. Bench tops must be properly secured.

When Using Vise:

1. ALWAYS use vise of proper size and capacity to hold work object.
2. NEVER use hammer, extension pipe, or cheater bar on spindle handle of vise.
3. NEVER unscrew movable jaw beyond maximum specified opening of vise.
4. NEVER use vise to press an object into or out of another object.
5. ALWAYS wear eye and face protection when striking or using power tools with a vise.

Clamping Systems Safety Information

1. Misuse of C-Clamps or L-Clamps can cause serious injury to eyes, hands and other body parts.

2. To ensure safety, C-Clamps and/or L-Clamps must be selected, inspected and used properly.
3. Read, understand and follow all instructions as outlined below.

Before Using Workholding Clamps:

1. Select enough clamps of proper size and capacity to handle job being done.
2. ALWAYS inspect clamps before using. NEVER use a clamp with:
 - Bent, twisted or cracked frame
 - Badly worn threads on spindle
 - Bent or cracked spindle
 - Swivel pads badly worn or missing from spindle.

When Using Workholding Clamps:

1. NEVER use hammer or pipe extension to tighten a clamp; only tighten to prevent slippage. If a wrench is used on a clamp, do not exceed the recommended "nominal clamping pressure/lbs."
2. NEVER use a clamp as a permanent holding device; always use clamp only as a temporary holding tool.
3. NEVER use a clamp to secure loads on moving vehicles; vibrations can cause them to loosen.
4. NEVER use a clamp with chain, strap, cable or hook to lift or move a load or work object.
5. NEVER use a clamp to support any scaffolding.
6. NEVER weld any parts of a clamp to other metal objects.
7. NEVER strike or use power tools on objects that are clamped using workholding clamps without wearing eye and face protection.



Hex Keys



A wide assortment of new hex key sets are available from Wright Tool. Choose from 5-piece sets up to 18-piece sets, some carded, some in pouches. Styles include L-key sets (short arm, long arm, combination and metric), fold-up sets (carded and metric), and T-handle sets (loop and metric, with or without vinyl grips). Hex bit sockets can be found with the 1/4", 3/8", 1/2" and 3/4" drive sockets.

! C a u t i o n !
• Always wear safety goggles when working with tools.



7 Pieces – Fractional L-Key Set, Short Arm in Pouch
Set No. 9E69207



Part No.	Description
9E69207	Sizes: 5/64", 3/32", 1/8", 5/32", 3/16", 7/32", 1/4"



11 Pieces – Fractional L-Key Set, Short Arm in Pouch
Set No. 9E69211



Part No.	Description
9E69211	Sizes: .050, 1/16", 5/64", 3/32", 1/8", 5/32", 3/16", 7/32", 1/4", 5/16", 3/8"



9 Pieces – Fractional L-Key Set, Long Arm in Pouch
Set No. 9E69209



Part No.	Description
9E69209	Sizes: 5/64", 3/32", 1/8", 5/32", 3/16", 7/32", 1/4", 5/16", 3/8"



Hex Keys



11 Pieces – Fractional L-Key Set, Long Arm in Pouch
Set No. 9E10311

Eklind®

Part No.	Description
9E10311	Sizes: 5/64", 3/32", 7/64", 1/8", 9/64", 5/32", 3/16", 7/32", 1/4", 5/16", 3/8"



10 Pieces – Metric L-Key Set, Short Arm in Pouch
Set No. 9E69210

Eklind®

Part No.	Description
9E69210	Sizes: 1.3mm, 1.5mm, 2mm, 2.5mm, 3mm, 4mm, 5mm, 6mm, 8mm, 10mm



18 Pieces – Fractional L-Key Set, Short & Long Arm in Pouch
Set No. 9E69218

Eklind®

Part No.	Description
9E69218	Short Sizes: .050, 1/16", 5/64", 3/32", 7/64", 1/8", 9/64", 5/32", 7/32" Long Sizes: 1/16", 5/64", 3/32", 7/64", 1/8", 5/32", 3/16", 1/4", 5/16"



Hex Keys



18 Pieces – Fractional L-Key Set, Short Arm in Metal Box Set No. 9E10118



Part No. Description

9E10118 Short Sizes: .050, 1/16", 5/64", 3/32", 7/64", 1/8", 5/32", 3/16", 7/32"
Long Sizes: 3/16", 5/64", 3/32", 1/8", 9/64", 5/32", 3/16", 1/4", 5/16"



15 Pieces – Metric L-Key Set, Short Arm in Metal Box Set No. 9E10515



Part No. Description

9E10515 Sizes: .7mm, .9mm, 1.3mm, 1.5mm, 2mm, 2.5mm, 3mm, 4mm, 5mm, 6mm, 8mm, 10mm, 12mm, 14mm, 17mm



13 Pieces – Fractional L-Key Set, Short Arm in Tool Holder Set No. 9E10113



Part No. Description

9E10113 Sizes: .050, 1/16", 5/64", 3/32", 7/64", 1/8", 9/64", 5/32", 3/16", 7/32", 1/4", 5/16", 3/8"



Hex Keys



13 Pieces – Fractional L-Key Set, Long Arm in Tool Holder Set No. 9E10213

Eklind®

Part No.	Description
9E10213	Sizes: .050, 1/16", 5/64", 3/32", 7/64", 1/8", 9/64", 5/32", 3/16", 7/32", 1/4", 5/16", 3/8"



9 Pieces – Metric L-Key Set, Short Arm in Tool Holder Set No. 9E10509

Eklind®


Part No.	Description
9E10509	Sizes: 1.5mm, 2mm, 2.5mm, 3mm, 4mm, 5mm, 6mm, 8mm, 10mm



9 Pieces – Metric L-Key Set, Long Arm in Tool Holder Set No. 9E10609

Eklind®

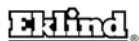
Part No.	Description
9E10609	Sizes: 1.5mm, 2mm, 2.5mm, 3mm, 4mm, 5mm, 6mm, 8mm, 10mm



Hex Keys




22 Pieces – Fractional & Metric L-Key Set, Long Arm in Tool Holder
Set No. 9E10222



Part No. Description

9E10222	Fractional Sizes: .050, 1/16", 5/64", 3/32", 7/64", 1/8", 9/64", 5/32", 3/16", 7/32", 1/4", 5/16", 3/8" Metric Sizes: 1.5mm, 2mm, 2.5mm, 3mm, 4mm, 5mm, 6mm, 8mm, 10mm
---------	---

6 Pieces – Metric Metal Fold-Up Set, Carded
Set No. 9E21151



Part No. Description

9E21151	Sizes: 3mm, 4mm, 5mm, 6mm, 8mm, 10mm
---------	--------------------------------------

7 Pieces – Metric Metal Fold-Up Set, Carded
Set No. 9E21171



Part No. Description

9E21171	Sizes: 1.5mm, 2mm, 2.5mm, 3mm, 4mm, 5mm, 6mm
---------	--



Hex Keys



5 Pieces – Fractional Metal Fold-Up Set, Carded
Set No. 9E20511

Eklind®

Part No. Description

9E20511 Sizes: 3/16", 7/32", 1/4", 5/16", 3/8"



8 Pieces – Fractional Metal Fold-Up Set, Carded
Set No. 9E20811

Eklind®

Part No. Description

9E20811 Sizes: .050, 1/16", 5/64", 3/32", 7/64", 1/8", 9/64", 5/32"



9 Pieces – Fractional Metal Fold-Up Set, Carded
Set No. 9E20911

Eklind®

Part No. Description

9E20911 Sizes: 5/64", 3/32", 7/64", 1/8", 9/64", 5/32", 3/16", 7/32", 1/4"



Hex Keys



**7 Pieces – Metric Resin
Fold-Up Set, Carded
Set No. 9E25172**

Ekling

Part No. Description

9E25172 Sizes: 2mm, 2.5mm, 3mm, 4mm, 5mm, 6mm, 8mm



**6 Pieces – Fractional Resin
Fold-Up Set, Carded
Set No. 9E25611**

Ekling

Part No. Description

9E25611 Sizes: 5/32", 3/16", 7/32", 1/4", 5/16", 3/8"



**8 Pieces – Torx Resin
Fold-Up Set, Carded
Set No. 9E25581**

Ekling

Part No. Description

9E25581 Sizes: T-8, T-10, T-15, T-20, T-25, T-27, T-30, T-40



Hex Keys



**9 Pieces – Fractional Resin
Fold-Up Set, Carded**
Set No. 9E25911

Eklind®

Part No. Description

9E25911 Sizes: 5/64", 3/32", 7/64", 1/8", 9/64",
5/32", 3/16", 7/32", 1/4"



**9 Pieces – Fractional Resin
Fold-Up Set, Carded**
Set No. 9E25912

Eklind®

Part No. Description

9E25912 Sizes: .050, 1/16", 5/64", 3/32", 7/64",
1/8", 9/64", 5/32", 3/16"



**9 Pieces – Fractional Vinyl
Grip T-Handle Set, In Pouch**
Set No. 9E60609

Eklind®

Part No. Description

9E60609 6" Long Hex Sizes: 5/64", 3/32", 7/64", 1/8",
9/64", 5/32", 3/16", 7/32", 1/4"



Hex Keys



13 Pieces – Fractional Vinyl Grip T-Handle Set, In Metal Stand Set No. 9E60614



Part No. Description

9E60614	6" Long Hex Sizes: .050", 1/16", 5/64", 3/32", 7/64", 1/8", 9/64", 5/32", 3/16", 7/32", 1/4", 5/16", 3/8"
---------	---



8 Pieces – Metric Vinyl Grip T-Handle, In Pouch Set No. 9E64608



Part No. Description

9E64608	6" Long Metric Hex Sizes: 2mm, 2.5mm, 3mm, 4mm, 5mm, 6mm, 8mm, 10mm
---------	---



10 Pieces – Metric Vinyl Grip T-Handle Set, in Metal Stand Set No. 9E64611



Part No. Description

9E64611	6" Long Metric Hex Sizes: 1.3mm, 1.5mm, 2mm, 2.5mm, 3mm, 4mm, 5mm, 6mm, 8mm, 10mm
---------	---



Hex Keys



8 Pieces – Fractional Loop Grip T-Handle Set, In Pouch
Set No. 9E33198

Eklind

Part No. Description

9E33198 9" Long Hex Key Sizes: 3/32", 7/64", 1/8", 9/64", 5/32", 3/16", 7/32", 1/4"



5 Pieces – Metric Loop Grip T-Handle Metric Set, In Pouch
Set No. 9E35195

Eklind

Part No. Description

9E35195 9" Long Metric Hex Key Sizes: 2.5mm, 3mm, 4mm, 5mm, 6mm



13 Pieces – Fractional Ball Driver Hex Set
Set No. 9E13213

Eklind

Part No. Description

9E13213 Sizes: .050, 1/16", 5/64", 3/32", 7/64", 1/8", 9/64", 5/32", 3/16", 7/32", 1/4", 5/16", 3/8" (Bondhus #10937)



Hex Keys



**9 Pieces – Metric
Ball Driver Hex Set
Set No. 9E13609**



Part No. Description

9E13609 Metric Sizes: 1.5mm, 2mm, 2.5mm, 3mm, 4mm,
5mm, 6mm, 8mm, 10mm



**11 Pieces – Fractional
Ball Driver T-Handle Set
Set No. 9E60811**

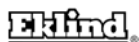


Part No. Description

9E60811 Sizes: 5/64", 3/32", 7/64", 1/8", 9/64", 5/32",
3/16", 7/32", 1/4", 5/16", 3/8"



**8 Pieces – Metric
Ball Driver T-Handle Set
Set No. 9E64808**



Part No. Description

9E64808 Metric Sizes: 2mm, 2.5mm, 3mm, 4mm, 5mm,
6mm, 8mm, 10mm



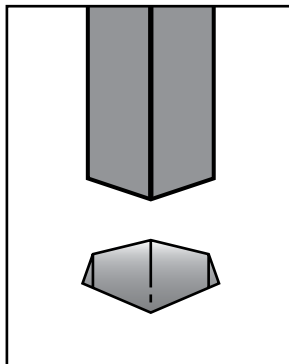
Hex Keys



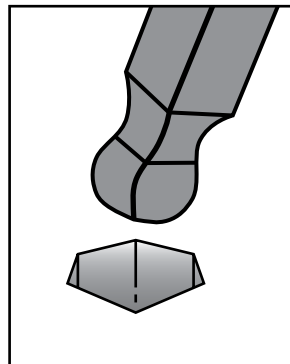
7 Pieces – Ballstar Torx Set Set No. 9E10007

Eklind®

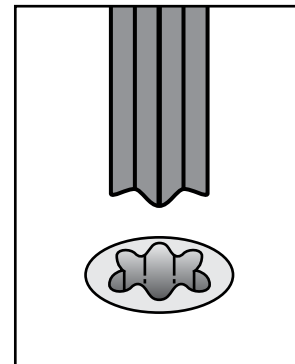
Part No.	Description
9E10007	Sizes: Sizes: T-10, T-15, T-20, T-25, T-27, T-30, T-40



Hex

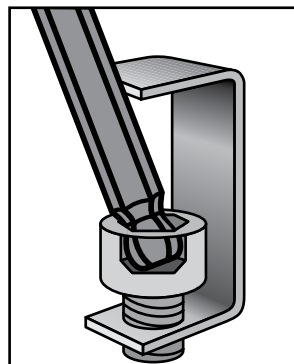


Ball End



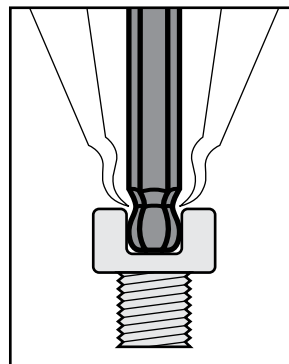
Torx

These make up the most complete line of key configurations available.



Angle Entry to 25°

- Works in hard to reach areas
- Faster insertion and removal



Fast Funnel Entry

- Eliminates wasted time even in blind applications
- Full depth engagement
- Reduces “stripping” problems



Hex Keys



Think Safety!

Always wear safety goggles to protect your eyes.

Safety Rules, Requirements & Limitations of Chisels & Punches

1. Safety goggles or equivalent eye protection conforming to ANSI requirements must be worn by the user and all persons in the immediate area where any chisel or punch is being used to avoid possible eye injury from flying objects. It is suggested that a safety screen also be used to prevent injury to other workmen from flying particles.
2. Metal cutting chisels are special purpose tools designed and intended only for the cutting, shaping and removing of metal softer than the cutting edge of the chisel itself. Such soft materials may include cast iron, wrought iron, steel, bronze, copper, etc. An initial light cautious blow may be used to ascertain the relative hardness of the struck object with subsequent examination of the cutting edge. To avoid possible bodily injury, chisels must not be used to cut objects as hard or harder than the chisel cutting edge.
3. Chisels, prick, pin, center and starter punches must not be used for prying or wedging, and no surface of the chisel or punch must be struck other than the struck face.
4. A hammer blow should always be struck squarely with the hammer face parallel with the struck face of the chisel or punch. Always avoid glancing blows and over and under strikes.
5. The striking face of the appropriate type and size hammer should have a diameter approximately 3/8 inch (9.5 mm) larger than the struck face of the chisel or punch.
6. Chisels and punches must be inspected at regular intervals and their use discontinued at the first sign of excessive wear, chipping or cracking of the point end, cutting edge, or the struck face, or from bending.
7. Never use a chisel or punch with a dull, chipped or deformed cutting edge or point, or one with a mushroomed struck face.
8. Dulling of the cutting edge or point end may occur from tool usage, and it should be resharpened or redressed to the original contour by the use of a whetstone or file. It is understood that industrial users with adequate facilities and properly trained personnel may choose to redress or resharpen these tools by other means without altering the metallurgical characteristics of the tool.
9. At the first indication of mushrooming of the chisel or punch struck face, it must be redressed to original contour by the use of a hand file. It is understood that industrial users with adequate facilities and properly trained personnel may choose to redress or resharpen these tools by other means without altering the metallurgical characteristics of the tool.
10. Except as noted in item 8 or 9, no area, section or portion of the chisel or punch must be ground, welded, re-heat treated, or otherwise altered from the original condition as furnished by the manufacturer.
11. The point end diameter of the starter punch or pin punch must approximate the size of the work piece.
12. Pin punches must not be used as a starting (solid) punch.
13. Drift or lining punches are special purpose tools intended for aligning and sizing holes and must not be used for driving metal or other hard objects.



Pliers, Snips & Scissors



Wright offers an extensive selection of pliers—from snap ring pliers...to CHANNEL-LOCK™ tongue-and-groove pliers...to VISE-GRIP™ locking pliers...to many other popular styles. We also offer PROSNIP™ aviation snips, metal cutting snips and offset snips, as well as a wide selection of scissors.



C a u t i o n !

- Always wear safety goggles when working with tools.
- Vinyl covered handles will not protect against electrical shock from live wires.
- Do not use a hammer on pliers, snips or scissors.



Snap Ring Pliers

Features

- Patented push-button internal and external design...U.S. Patent #'s 4280265 and 447675.
- Each Wright snap ring plier replaces a large number of limited-use competing tools...at a fraction of the cost.
- Patented broached jaw holes (6 point or 12 point) for holding replaceable tips.
- Patented ratchet lock on the Model 9H65 Plier.

Benefits for your Customers

- Quick and easy conversion to and from such use...without disassembly.
- High-quality - Cost Effective.
- Unprecedented accuracy, stability and control of retaining rings by including positive tip alignment and tip adjustment.
- Automatically keeps internal rings contracted and external rings expanded for easy installation and removal.



9H1221S



9H1234



9H65



9H87

Part No.	Description	Internal	External
9H1221S	Retaining Ring Plier w/Adjustable Stop and Replaceable Tips. Fits Internal and External Type Retaining Rings. Tips Color/Size Included: Black .036; Silver .047; Copper .023	Inch: 1/4"-1"	Inch: 1/8"-1"
9H1234	Retaining Ring Plier w/Replaceable Tips. Fits Internal and External Type Retaining Rings. Tips Color/Size Included: Black .036; Silver .047; Copper .070	Inch: 3/8"-2" Metric: 10mm-48mm	Inch: 1/4"-2" Metric: 10mm-48mm
9H65	Retaining Ring Plier w/Ratchet Lock. Fits Internal and External Type Retaining Rings. Tips Color/Size Included: Black .090; Silver .108; Copper .120	Inch: 1-13/16"-4" Metric: 31mm-100mm	Inch: 1-1/2"-4" Metric: 31mm-100mm
9H87	Retaining Ring Tool w/Automatic Lock-In Plastic Case. Fits Internal and External Type Retaining Rings. Tips Color/Size Included: Black .120; Silver .150; Copper .180	Inch: 3-1/2"-7" Metric: 90mm-175mm	Inch: 3-1/2"-7" Metric: 90mm-175mm





9H1221RK



9H8720



9H1234RK

Snap-Ring Plier Replacement Kits

Part No. Description

9H1221RK	Replacement tip kit for 9H1221S
9H1234RK	Replacement tip kit for 9H1234
9H65RK	Replacement tip kit for 9H65
9H8720	20 Degree Replacement tip kit for 9H87
9H8790	90 Degree Replacement tip kit for 9H87



9H65RK



9H8790



3 Pieces – Snap Ring Plier Set No. 9H1265K

Part No. Description

9H1221	Retaining Ring Plier
9H1234	Retaining Ring Plier
9H65	Retaining Ring Plier w/Ratchet Lock

Supplied in plastic box



9C938-90, 9C947-90, 9C970-90



9C938, 9C947, 9C970

Snap Ring Pliers/ Fixed Tip

Part No. Tip Angle Tip Diameter Length

9C938	Straight Tip	.038	5.75"
9C938-90	90° Tip	.038	5.50"
9C947	Straight Tip	.047	5.75"
9C947-90	90° Tip	.047	5.50"
9C970	Straight Tip	.070	7.50"
9C970-90	90° Tip	.070	7.00"
9CQT-6	Six Piece Kit		



9CQT-6





Safety Wire Twister Pliers

Part No.	Description
9465	8-3/8" Compact Safety Wire Twister Plier, Automatic - Clockwise rotation
9466	10-3/8" Standard Size, Automatic - Clockwise rotation
9467	10-3/8" Standard Size Manual return - deep reach Clockwise rotation
9468	Safety Wiring Kit - 8 Pieces - Professional Kit consisting of 9465 and 9466 - deep reach 19" adjustable twister tool - three 1/4 lb. spools of annealed stainless steel safety wire sizes .020-.032-.041 - meets Government Spec. QQW-423 Military Spec. MS 20995.



9465



9468

Stripper/Cutter Pliers

Part No.	Description
9470	Stripper/Cutter 10-20 AWG Metric sizes .8, 1.0, 1.3, 1.6, 2.6mm, with Locking Clip
9471	Stripper/Crimper/Cutter 10-20 AWG
9472	Crimper/Stripper/Cutter 16-26 AWG
9473	Stripper/Cutter 10-20 AWG Ergonomic Handle with Locking Clip



9470



9471




9472



9473





CODE BLUE™
by **CHANNEL LOCK**



New Code Blue™ designation on each of the pliers makes it easier than ever to choose the right tool for the job.

- L - Linemen's
- T - Tongue and Groove
- C - Cable Cutter
- N - Needle-nose/Nipper
- D - Diagonal Cutter
- M - Multi-purpose Plier

NOTE: CHANNELLOCK BLUE® and red grips are trademarks of CHANNELLOCK and are only for comfort. They are NOT recommended or warranted for dielectric properties.



9C430CB

Tongue & Groove Plier **CODE BLUE™**
CHANNEL LOCK

Part No.	Description	Size
9C430CB	Tongue & Groove Plier, 10" 7 Adjustments, 2" Capacity	10"



9C420CB

Tongue & Groove Plier **CODE BLUE™**
CHANNEL LOCK

Part No.	Description	Size
9C420CB	Tongue & Groove Plier, 9-1/2" 5 Adjustments, 1-1/2" Capacity	9-1/2"



9C369CB

Linemen's Plier **CODE BLUE™**
CHANNEL LOCK

Part No.	Description	Size
9C369CB	Linemen's Plier, 9" High Leverage/Rounded Nose	9"



Pliers, Snips & Scissors



Cutting Plier



Part No.	Description	Size
9C338CB	Cutting Plier, 8" Lap Joint	8"



9C338CB

Cutting Plier



Part No.	Description	Size
9C358CB	Cutting Plier, 8" End Cutter	8"



9C358CB

Cable Cutter



Part No.	Description	Size
9C911CB	Cable Cutter, 9-1/2" Cable Cutter	9-1/2"



9C911CB

Long Nose Plier



Part No.	Description	Size
9C318CB	Long Nose Plier, 8-1/2" with Side Cutter	8-1/2"



9C318CB

Crimping Tool



Part No.	Description	Size
9C909CB	Crimping Tool, 9-1/2" Crimping & Cutting Tool	9-1/2"



9C909CB





9C410, 9C414




9C420, 9C421, 9C424, 9C426, 9C428, 9C430, 9C440, 9C460, 9C480



9C422, 9C442



9CGL6, 9CGL10, 9CGL12



9C212, 9C215

Tongue & Groove Pliers **CHANNEL LOCK**

Part No.	Description
9C410	9-1/2" Pipe Jaw (Channellock #410), Adjustments 4, Capacity 1-1/8" -28.5mm
9C414	14" (Channellock #414), Adjustments 6, Capacity 2" -51mm
9C420	9-1/2" (Channellock #420), Adjustments 5, Capacity 1-1/2" - 38mm
9C421	9-1/2" (Channellock #421), Adjustments 5, Capacity 1-1/2" - 38mm, SAFE-T-STOP® prevents finger pinch
9C422	9-1/2" Curved Jaw (Channellock #422), Adjustments 5, Capacity 1-1/2" - 38mm
9C424	4-1/2" (Channellock #434), Adjustments 3, Capacity 1/2" - 12.5mm
9C426	6-1/2" (Channellock #426), Adjustments 5, Capacity 7/8" - 22mm
9C428	8" (Channellock #428), Adjustments 4, Capacity 1-1/2" - 38mm, SAFE-T-STOP® prevents finger pinch
9C430	10" (Channellock #430), Adjustments 7, Capacity 2" - 51mm
9C440	12" (Channellock #440), Adjustments 7, Capacity 2-1/4" - 57mm
9C442	12" Curved Jaw (Channellock #442), Adjustments 7, Capacity 2-1/4" - 57mm
9C460	16" (Channellock #460), Adjustments 8, Capacity 4-1/4" - 108mm
9C480	20" (Channellock #480), Adjustments 12, Capacity 5-1/2" - 140mm
9CGL6	6" Griplock (Channellock #GL6), Adjustments 5, Capacity 1-1/16" - 27mm
9CGL10	10" Griplock (Channellock #GL10), Adjustments 5, Capacity 1-1/4" - 32mm
9CGL12	12" Griplock (Channellock #GL12), Adjustments 6, Capacity 2-1/4" - 57mm

Oil Filter/PVC Pipe Plier **CHANNEL LOCK**

Part No.	Description
9C212	Oil Filter / PVC Plier – 12" Adjustments: 5 Capacity: 2-3/4"-4-1/4"
9C215	Oil Filter / PVC Plier – 15" Adjustments: 6 Capacity: 2-1/2"-5-1/2"





Long Nose Pliers

CHANNEL LOCK

Part No.	Description
9C317	Long Nose Plier w/Side Cutter - 7-1/2" (Channellock #317)
9C318	Long Nose Plier w/Side Cutter - 8" (Channellock #318)
9C386	Curved Long Nose Plier w/Serrated Jaws - 6" (Channellock #386), Length 5-1/2" - 140mm Without Side Cutter
9C326	Long Nose Plier w/Side Cutter - 6" (Channellock #326)
9C718	Long Reach Flat Nose Duck Bill (Channellock #718)



9C386



9C718



9C317, 9C318, 9C326

Lineman's Pliers

CHANNEL LOCK

Part No.	Description
9C347	Round Nose Lineman's & Elec. Plier (Round Nose) - 7" (Channellock #347)
9C348	Round Nose Lineman's & Elec. Plier (Round Nose) - 8" (Channellock - #348)
9C350S	Ironworkers Plier - 9" (Channellock #350)
9C349	Lineman's Plier, Wiremaster, 9" (Channellock #349)
9C369	Lineman's Plier, High Leverage, 9" (Channellock #369)



9C347, 9C348



9C350S



9C349, 9C369





9C537

Slip Joint Plier

CHAN NEL LOCK

Part No.	Description
9C526	Wire Cutting Shear - 6" (Channellock #526)
9C537	Slip Joint Plier - 7" (Channellock #537), Precision Tool with Fine Side Cutter
9C546	Heavy Duty Slip Joint Plier Wire Cutting Shears - 6" (Channellock #546)
9C548	Heavy Duty Slip Joint Plier Wire Cutting Shears - 8" (Channellock #548)



9C447

Cutting Pliers

CHAN NEL LOCK

Part No.	Description
9C447	Curved Diagonal, Box Joint, 7-3/4" - (Channellock #447)
9C436	Box Joint 6" - (Channellock #436)
9C437	Box Joint 7" - (Channellock #437)
9C337	Lap Joint 7" - (Channellock #337)
9C338	Cutter Plier 8" Lap Joint (Channellock #338)
9C911	Cable Cutter 9-1/2" (Channellock #911) Cuts up to 4/0 aluminum and up to 2/0 soft copper. It is not designed for steel or ACSR.
9C357	Nipper 7" - (Channellock #357), End Cutter



9C436



9C437



9C337, 9C338



9C911



9C357





Fence Tool



Part No.	Description
9C85	Fence Tool (Channellock #85)



9C85

Hose Clamp Plier



Part No.	Description
9C558	Hose Clamp Tool (Channellock #558)



9C510

9C558

Crimping Tool



Part No.	Description
9C909	Crimping Tool (Channellock #909)



9C909

Aviation Snips



Part No.	Description
9P6716L	Cuts Left 10" - Red
9P6716R	Cuts Right 10" - Green
9P6716S	Cuts Straight 10" - Yellow
9P6716B	Bulldog Snips



9P6716L, 9P6716R, 9P6716S



9P6716B





9P6510L, 9P6510R

Offset Snips



Part No. **Description**

9P6510L	Left Cutting
9P6510R	Right Cutting



9P77S, 9P107S, 9P127S

Metal Cutting Snips



Part No. **Description**

9P77S	Straight - 7"
9P107S	Straight - 10"
9P127S	Straight - 12"
9P77D	Duckbill - 7"
9P107D	Duckbill - 10"
9P127D	Duckbill - 12"



9P77D, 9P107D, 9P127D





**Vise Grip Soft Grip
Straight Jaw Locking Pliers**



Part No.	Description	Size
9V7RSG	Vise Grip Soft 7" Straight Jaw Locking Pliers	7"
9V10RSG	Vise Grip Soft 10" Straight Jaw Locking Pliers	10"



9V7RSG, 9V10RSG

**Vise Grip Soft Grip
Locking Wrench**



Part No.	Description	Size
9V7LWSG	Vise Grip Soft 7" Locking Wrench	7"
9V10LWSG	Vise Grip Soft 10" Locking Wrench	10"




9V7LWSG, 9V10LWSG

**Vise Grip Soft Grip
Long-Nose Locking Pliers**



Part No.	Description	Size
9V6LNSG	Vise Grip Soft 6" Long-Nose Locking Pliers	6"
9V9LNSG	Vise Grip Soft 9" Long-Nose Locking Pliers	9"



9V6LNSG, 9V9LNSG





9V5WRSG, 9V7WRSG, 9V10WRSG

**Vise Grip Soft Grip
Curved Jaw Locking
Pliers With Wire Cutter**

WISE-GRIP
LOCKING CLAMPS

Part No.	Description	Size
9V5WRSG	Vise Grip Soft 5" Curved Jaw Locking Pliers w/Wire Cutter	5"
9V7WRSG	Vise Grip Soft 7" Curved Jaw Locking Pliers w/Wire Cutter	7"
9V10WRSG	Vise Grip Soft 10" Curved Jaw Locking Pliers w/Wire Cutter	10"



9V7CRSG, 9V10CRSG

**Vise Grip Soft Grip
Curved Jaw Locking Pliers**

WISE-GRIP
LOCKING CLAMPS

Part No.	Description	Size
9V7CRSG	Vise Grip Soft 7" Curved Jaw Locking Pliers	7"
9V10CRSG	Vise Grip Soft 10" Curved Jaw Locking Pliers	10"





***Curved Jaw with Wire
Cutter Locking Pliers***

**WISE-GRIP®
LOCKING CLAMPS**

Part No.	Description
9V4WR	Miniature, 4-1/4" (Vise-Grip #4WR)
9V5WR	5" (Vise-Grip #5WR)
9V7WR	7" (Vise-Grip #7WR)
9V10WR	10" (Vise-Grip #10WR)



***Long Nose with Wire
Cutter Locking Pliers***

**WISE-GRIP®
LOCKING CLAMPS**

Part No.	Description
9V4LN	Miniature, 4" (Vise-Grip #4LN)
9V6LN	6" (Vise-Grip #6LN)
9V9LN	9" (Vise-Grip #9LN)



***Bent Long Nose Locking
Pliers with Side Cutters***

**WISE-GRIP®
LOCKING CLAMPS**

Part No.	Description
9V6BN	6" (Vise-Grip #6BN)



Curved Jaw Locking Pliers

**WISE-GRIP®
LOCKING CLAMPS**

Part No.	Description
9V7CR	7" (Vise-Grip #7CR)
9V10CR	10" (Vise-Grip #10CR)





Straight Jaw Locking Pliers **WISE-GRIP®** LOCKING CLAMPS

Part No. Description

9V7R	7" (Vise-Grip #7R)
9V10R	10" (Vise-Grip #10R)



Locking Wrench Plier **WISE-GRIP®** Vise Grip LOCKING CLAMPS

Part No. Description

9V4LW	Locking Wrench Plier Vise Grip (Vise Grip #4LW)
9V7LW	Locking Wrench Plier Vise Grip (Vise Grip #9V7LW)
9V10LW	Locking Wrench Plier Vise Grip (Vise Grip #9V10LW)



9V4SP, 9V6SP, 9V11SP, 9V18SP, 9V24SP



9V6R, 9V11R, 9V18R, 9V24R

Locking C-Clamp Pliers **WISE-GRIP®** LOCKING CLAMPS

Part No. Description

Part No.	Description	Jaw Adjust.	Throat Depth
9V4SP	With Swivel Pads 4" (Vise-Grip #4SP)	0" – 2"	1-1/4"
9V6SP	With Swivel Pads 6" (Vise-Grip #6SP)	0" – 2-1/8"	1-1/2"
9V11SP	With Swivel Pads 11" (Vise-Grip #11SP)	0" – 3-7/8"	2-5/8"
9V18SP	With Swivel Pads 18" (Vise-Grip #18SP)	0" – 8"	9-1/2"
9V24SP	With Swivel Pads 24" (Vise-Grip #24SP)	0" – 10"	15-1/2"
9V6R	6" (Vise-Grip #6R)	0" – 2"	1-1/2"
9V11R	11" (Vise-Grip #11R)	0" – 4"	2-5/8"
9V18R	Regular Tips 18" (Vise-Grip #18R)	0" – 8"	9-1/2"
9V24R	Regular Tips 24" (Vise-grip #24R)	0" – 12-1/2"	15-1/2"





Locking Sheet Metal Tool **WISE-GRIP®**
LOCKING CLAMPS

Part No.	Description	Jaw Adjustment
9V8R	Plier 8" (Vise-Grip #8R)	3-1/8"



Locking Welding Clamp Plier **WISE-GRIP®**
LOCKING CLAMPS

Part No.	Description	Jaw Adjustment
9V9R	Plier 9" (Vise-Grip #9R)	2-3/4"



Locking Chain Clamp – Pipewrench **WISE-GRIP®**
LOCKING CLAMPS

Part No.	Description
9V20R	Locking Chain Clamp - Pipewrench (Vise-Grip #20R) Chain Length 18"



Hammers, Punches & Chisels



Wright has a full range of striking tools for various applications.

Our selection includes NUPLA™ dead-blow, soft-face, brass,

ball peen, and claw hammers; cross peen, short handle and

double-face sledge hammers; and rubber mallets. Wood

handled hammers include ball peen, cross peen, engineer and

sledge. We also offer a wide selection of MAYHEW™ punches

and chisels, sold individually and in sets.



C a u t i o n !

- ***Always wear safety goggles when working with tools.***
- ***Use the proper tool for each job.***



Dead Blow Hammers



Part No. Description

9023	1 lb. with Super Grip (Nupla #10 -015)
9024	2 lbs. with Super Grip (Nupla #10 -025)
9025	3 lbs. with Super Grip (Nupla #10 -035)
9026	4 lbs. with Super Grip (Nupla #10 -045)

Steel Shot Filled Head



Rubber Mallet



Part No. Description

9021	Rubber Mallet 1 lb. (Nupla #13-110)
9022	Rubber Mallet 2 lb. (Nupla #13-120)



Brass Hammer



Part No. Description

9028	1.5 lbs. with Super Grip (Nupla #30-015)
9029	2.5 lbs. with Super Grip (Nupla #30 -025)
9065	4.0 lbs. with Super Grip (Nupla #30 -040)



Soft Face Hammers



Part No. Description

9030	12 oz., 1.25" Tip Diameter (Nupla #11-225)
9031	21 oz., 1.375" Tip Diameter (Nupla #11-235)
9032	32 oz., 1.75" Tip Diameter (Nupla #11-275)



NOTE: All Nupla handles are fiberglass.





Replaceable Tips



Part No.	Description
9033	Holder Tip, Flat, Red, Medium Hardness, 1.25" (Nupla #15 -123)
9034	Holder Tip, Flat, Green, Tough Hardness, 1.25" (Nupla #15 -124)
9035	Holder Tip, Red, Medium Hardness, 1.375" (Nupla #15 -133)
9036	Holder Tip, Flat, Green, Tough Hardness, 1.375" (Nupla #15 -134) Green
9037	Holder Tip, Flat, Red, Medium Hardness, 1.75" (Nupla #15 -173) Red
9038	Holder Tip, Flat, Green, Tough Hardness, 1.75" (Nupla #15 -174) Green



Ball Peen Hammers, Fiberglass Handle



Part No.	Description
9040	8 oz. (Nupla #21-008)
9041	12 oz. (Nupla #21-012)
9042	16 oz. (Nupla #21-016)
9043	20 oz. (Nupla #21-020)
9044	24 oz. (Nupla #21-024)
9045	32 oz. (Nupla #21-032)

GGG-H86C



Ball Peen Hammers, Wood Handle

Part No.	Description
9013	8 oz. - 12" Length
9014	12 oz. 13" Length
9015	16 oz. 14" Length
9016	24 oz. 15" Length
9017	32 oz. 16" Length
9018	40 oz. 16" Length



9050

Claw & Ripping Hammers



Part No.	Description
9050	16 oz. Claw Hammer (Nupla #17-016)
9051	20 oz. Ripping Hammer - 14" Handle (Nupla #19-020)



9051



NOTE: All Nupla handles are fiberglass.



Cross Peen Sledge Hammers Fiberglass Handle



Part No.	Description
9053	3 lbs. Cross Peen Sledge Hammer - 14" Fiberglass Handle (Nupla #29-135)
9054	4 lbs. Cross Peen Sledge Hammer - 14" Fiberglass Handle (Nupla #29-145)



Cross Peen Sledge Hammers Wood Handle

Part No.	Description
9077	2.5 lbs. Cross Peen Sledge Hammer - 15" Length
9078	3 lbs. Cross Peen Sledge Hammer - 15" Length
9079	4 lbs. Cross Peen Sledge Hammer - 15" Length



Small Drilling Hammer



Part No.	Description
9052	3 lbs. with Super Grip (Nupla #28-035)



Short Handle Sledge Hammers Fiberglass Handle



Part No.	Description
9061	6 lbs. - 16" (Nupla #27-805)
9062	8 lbs. - 16" (Nupla #27-804)
9063	10 lbs. - 16" (Nupla #27-092)
9064	12 lbs. - 16" (Nupla #27-096)



Sledge Hammers, Wood Handle

Part No.	Description
9066	6 lbs. - 36" Length
9067	8 lbs. - 36" Length
9068	10 lbs. - 36" Length
9069	12 lbs. - 36" Length
9070	16 lbs. - 36" Length
9072	20 lbs. - 36" Length





Double Face Sledge Hammers



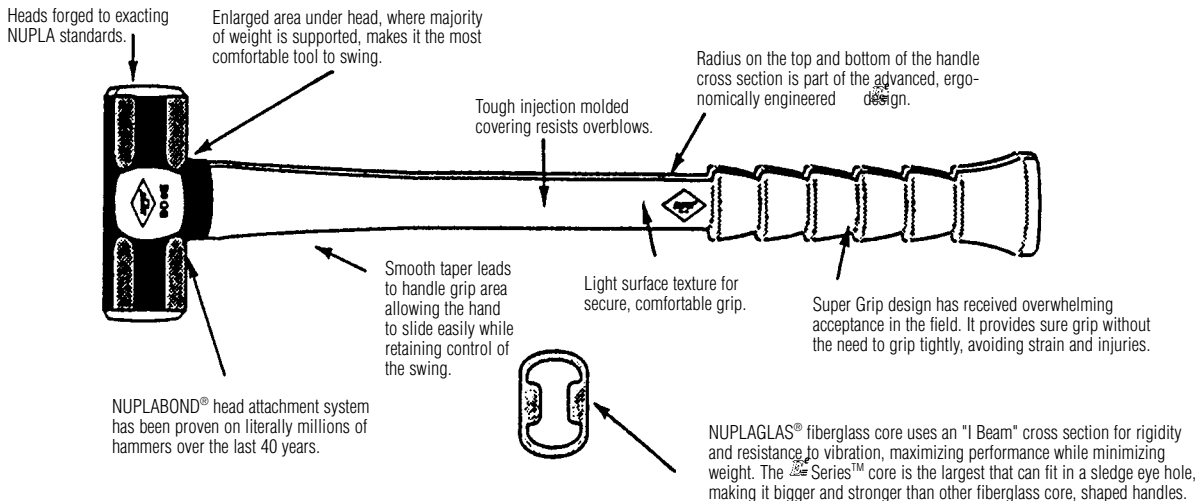
Part No.	Description
9055	3 lb. Double Face Sledge Hammer - 14" Handle (Nupla #27-530)
9056	4 lb. Double Face Sledge Hammer - 14" Handle (Nupla #27-540)
9057	6 lb. Double Face Sledge Hammer - 32" Handle (Nupla #27-806)
9060	8 lb. Double Face Sledge Hammer - 32" Handle (Nupla #27-808)
9058	10 lb. Double Face Sledge Hammer - 32" Handle (Nupla #27-810)
9059	12 lb. Double face Sledge Hammer - 32" Handle (Nupla #27-812)

NOTE: All Nupla handles are fiberglass.



Engineer Hammers Wood Handle

Part No.	Description
9047	2.5 lbs. - 15" Length
9048	3 lbs. - 15" Length
9049	4 lbs. - 15" Length





6 Pieces – Punch & Chisel Set
Set No. 9660 – (Mayhew #751K)



This set contains six of the most commonly used punches and chisels.

Set No.	Description
9660	2 Cold Chisels 1/2", 5/8" 1 Center Punch 1 Starter Punch 2 Pin Punches 1/8", 3/16"



6 Pieces – Punch Set
Set No. 9661 –
(Mayhew #4106K)



Part No.	Description
9537	Center Punch 5/16" x 4-1/2" (Mayhew #415 5/16")
9553	Starter Punch 1/8" x 5" (Mayhew #400 1/8")
9556	Starter Punch 3/16" x 5" (Mayhew #400 3/16")
9564	Prick Punch 3/8" x 5" (Mayhew #485)
9594	Pin Punch 3/16" x 5-1/4" (Mayhew #413 3/16")
9596	Pin Punch 1/4" x 5-3/4" (Mayhew #413 1/4")

Supplied in Plastic Pouch



6 Pieces – Cold Chisel Set
Set No. 9662 –
(Mayhew #7001K)



Part No.	Description
9600	Cold Chisel 1/4" x 5" (Mayhew #70 1/4")
9601	Cold Chisel 5/16" x 5" (Mayhew #70 5/16")
9602	Cold Chisel 3/8" x 5-1/2" (Mayhew #70 3/8")
9603	Cold Chisel 1/2" x 6" (Mayhew #70 1/2")
9604	Cold Chisel 5/8" x 6-1/2" (Mayhew #70 5/8")
9605	Cold Chisel 3/4" x 7" (Mayhew #70 3/4")

Supplied in Plastic Pouch



NOTE: All handles are fiberglass.





**14 Pieces – Mechanics
Punch & Chisel Set
Set No. 9663 – (Mayhew #7014K)**



Part No.	Description
9600	Cold Chisel 1/4" x 5" (Mayhew #70 1/4")
9602	Cold Chisel 3/8" x 5-1/2" (Mayhew #70 3/8")
9603	Cold Chisel 1/2" x 6" (Mayhew #70 1/2")
9604	Cold Chisel 5/8" x 6-1/2" (Mayhew #70 5" x 8")
9605	Cold Chisel 3/4" x 7" (Mayhew #70 3/4")
9538	Center Punch 3/8" x 5" (Mayhew #415 3/8")
9553	Starter Punch 1/8" x 5" (Mayhew #400 1/8")
9556	Starter Punch 3/16" x 5" (Mayhew #400 3/16")
9581	Line-up Punch 1/8" x 8" (Mayhew #466 1/8")
9591	Pin Punch 3/32" x 4-1/2" (Mayhew #413 3/32")
9592	Pin Punch 1/8" x 4-3/4" (Mayhew #413 1" x 8")
9593	Pin Punch 3/16" x 5" (Mayhew #413 5/32")
9594	Pin Punch 3/16" x 5-1/4" (Mayhew #413 3/16")
9596	Pin Punch 1/4" x 5-3/4" (Mayhew #413 1/4")

Supplied in Plastic Pouch



**6 Pieces – Pilot
Punches Set
Set No. 9680 – (Mayhew #62250)**



Part No.	Description
9670	1/8 #4 Pilot Punch (Mayhew #25003)
9671	5/32 #5 Pilot Punch (Mayhew #25004)
9672	3/16 #6 Pilot Punch (Mayhew #25005)
9673	7/32 #7 Pilot Punch (Mayhew #25006)
9674	1/4 #8 Pilot Punch (Mayhew #25007)
9675	5/16 #9 Pilot Punch (Mayhew #25008)

Supplied in Plastic Pouch



**9 Pieces – Pilot
Punches Set
Set No. 9681 – (Mayhew #62252)**



Part No.	Description
9667	1/16 #1 Pilot Punch (Mayhew #25000)
9668	5/64 #2 Pilot Punch (Mayhew #25001)
9669	3/32 #3 Pilot Punch (Mayhew #25002)
9670	1/8 #4 Pilot Punch (Mayhew #25003)
9671	5/32 #5 Pilot Punch (Mayhew #25004)
9672	3/16 #6 Pilot Punch (Mayhew #25005)
9673	7/32 #7 Pilot Punch (Mayhew #25006)
9674	1/4 #8 Pilot Punch (Mayhew #25007)
9675	5/16 #9 Pilot Punch (Mayhew #25008)

Supplied in Plastic Pouch



Hammers, Punches & Chisels



**12 Pieces – Roll Pin Pilot
Punches Set**
Set No. 9682 – (Mayhew #62254)



Part No.	Description
9667	#1 1/16" x 1" - Pilot Punch (Mayhew #25000)
9668	#2 5/64" x 2" - Pilot Punch (Mayhew #25001)
9669	#3 3/32" x 3" - Pilot Punch (Mayhew #25002)
9670	#4 1/8" x 4" - Pilot Punch (Mayhew #25003)
9671	#5 5/32" x 5" - Pilot Punch (Mayhew #25004)
9672	#6 3/16" x 6" - Pilot Punch (Mayhew #25005)
9673	#7 7/32" x 7" - Pilot Punch (Mayhew #25006)
9674	#8 1/4" x 8" - Pilot Punch (Mayhew #25007)
9675	#9 5/16" x 9" - Pilot Punch (Mayhew #25008)
9676	#10 3/8" x 10" - Pilot Punch (Mayhew #25009)
9677	#11 7/16" x 11" - Pilot Punch (Mayhew #25010)
9678	#12 1/2" x 12" - Pilot Punch (Mayhew #25011)

Supplied in Plastic Pouch



**12 Piece Bench Set – Roll Pin
Pilot Punches Set**
Set No. 9683 – (Mayhew #62258)



Part No.	Description
9683	12 Piece Set; contents same as 9682

Supplied in Wood Box



**Pilot Punches
Display**
Set No. 9684 – (Mayhew #80000)



Part No.	Description
9684	Consists of: 3 each of 2 punch sizes 1/16 - 1/2 1 each sets: 9680, 9681, 9682





**4 Pieces – Line-Up
Punch Set**
Set No. 9664 – (Mayhew #125K)



Part No. Description

9581	Line-up Punch 1/8" x 8" (Mayhew #466 1/8")
9582	Line-up Punch 5/32" x 9" (Mayhew #466 5/32")
9583	Line-up Punch 3/16" x 10" (Mayhew #467 3/16")
9584	Line-up Punch 1/4" x 12" (Mayhew #466 1/4")

Supplied in Plastic Pouch




5 Pieces – Punch Set
Set No. 9665 –
(Mayhew #4105K)



Part No. Description

9556	Starter Punch 3/16" x 5" (Mayhew #400 3/16")
9592	Pin Punch 1/8" x 4-3/4" (Mayhew #413 1/8")
9593	Pin Punch 5/32" x 5" (Mayhew #413 5/32")
9594	Pin Punch 3/16" x 5-1/4" (Mayhew #413 3/16")
9596	Pin Punch 1/4" x 5-3/4" (Mayhew #413 1/4")

Supplied in Plastic Pouch



**24 Pieces – Master Punch
& Chisel Set**
Set No. 9666 – (Mayhew #7024K)



Part No. Description

9600	Cold Chisel 1/4" x 5" (Mayhew #70 1/4")
9601	Cold Chisel 5/16" x 5" (Mayhew #70 5/16")
9602	Cold Chisel 3/8" x 5-1/2" (Mayhew #70 3/8")
9603	Cold Chisel 1/2" x 6" (Mayhew #70 1/2")
9604	Cold Chisel 5/8" x 6-1/2" (Mayhew #70 5/8")
9605	Cold Chisel 3/4" x 7" (Mayhew #70 3/4")
9612	Cape Chisel 1/4" x 5-1/2" (Mayhew #150 1/4")
9622	Round Nose Chisel 1/4" x 5-1/2" (Mayhew #250 1/4")
9538	Center Punch 3/8" x 5" (Mayhew #415 3/8")
9552	Starter Punch 3/32" x 5" (Mayhew #400 3/32")
9553	Starter Punch 1/8" x 5" (Mayhew #400 1/8")
9555	Starter Punch 5/32" x 6" (Mayhew #400 5/32")
9556	Starter Punch 3/16" x 5" (Mayhew #400 3/16")
9557	Starter Punch 1/4" x 5" (Mayhew #400 1/4")
9558	Starter Punch 5/16" x 6" (Mayhew #401 5/16")
9563	Prick Punch 5/16" x 4-1/4" (Mayhew #410 5/16")
9591	Pin Punch 3/32" x 4-1/2" (Mayhew #413 3/32")
9592	Pin Punch 1/8" x 4-3/4" (Mayhew #413 1/8")
9593	Pin Punch 5/32" x 5" (Mayhew #413 5/32")
9594	Pin Punch 3/16" x 5-1/4" (Mayhew #413 3/16")
9596	Pin Punch 1/4" x 5-3/4" (Mayhew #413 1/4")
9597	Pin Punch 5/16" x 6" (Mayhew #413 5/16")
—	Diamond Point Chisel 1/4" x 5-3/4" (Mayhew #350 1/4")
—	Center Punch 1/2" x 6" (Mayhew #416 1/2")



Hammers, Punches & Chisels

Supplied in Plastic Pouch

NOTE: Also includes Mayhew #'s 350 1/4", Diamond Point Chisel (1/4" x 5-3/4") and 416 1/2", Center Punch (1/2" x 6")



Center Punches



Part No.	Description
9536	1/4" x 3-1/2" (Mayhew #415 1/4")
9537	5/16" x 4-1/2" (Mayhew #415 5/16")
9538	3/8" x 5" (Mayhew #415 3/8")
9539	1/2" x 6" (Mayhew #416 1/2")
9540	5/8" x 6-1/4" (Mayhew #416 5/8")



Roll Pin Pilot Punches



The Mayhew Pilot Punch is designed to apply equal pressure to the end of the pin thus driving it straight through the hole. The round ball on the center of the point end assures proper contact with the pin thereby eliminating any damage to the pin or hole wall. (Manufactured to +.000, -.010 tolerance). PATENT No. 3,099,876



Part No.	Description	Overall Length
9667	#1 1/16" (Mayhew #25000)	2-3/4"
9668	#2 5/64" (Mayhew #25001)	3-1/4"
9669	#3 3/32" (Mayhew #25002)	3-1/2"
9670	#4 1/8" (Mayhew #25003)	4"
9671	#5 5/32" (Mayhew #25004)	4-1/2"
9672	#6 3/16" (Mayhew #25005)	4-1/2"
9673	#7 7/32" (Mayhew #25006)	5"
9674	#8 1/4" (Mayhew #25007)	5-1/2"
9675	#9 5/16" (Mayhew #25008)	6"
9676	#10 3/8" (Mayhew #25009)	6"
9677	#11 7/16" (Mayhew #25010)	6"
9678	#12 1/2" (Mayhew #25011)	6"

Solid or Starter Punches



Part No.	Description
9552	3/32" x 5" (Mayhew #400 3/32")
9553	1/8" x 5" (Mayhew #400 1/8")
9555	5/32" x 6" (Mayhew #400 5/32")
9556	3/16" x 5" (Mayhew #400 3/16")
9557	1/4" x 5" (Mayhew #400 1/4")
9558	5/16" x 6" (Mayhew #401 5/16")



Prick Punches



Part No.	Description
9563	5/16" x 4-1/4" (Mayhew #410 5/16")
9564	3/8" x 5" (Mayhew #410 3/8")





9M60144



9M61355



9M740



9M745



9M750

Pry Bars with Handles



Part No.	Description	Size
9M60140	Mayhem Dominator Curved Screwdriver-Style Pry Bar	7"
9M60144	Mayhem Dominator Curved Screwdriver-Style Pry Bar	12"
9M60146	Mayhem Dominator Curved Screwdriver-Style Pry Bar	18"
9M61355	Curved Screwdriver-Style Pry Bar 3 Pc. Set	

Rolling Head Pry Bar



Part No.	Description
9M481	3/8" x 9" (Mayhem #481)
9M482	1/2" x 16" (Mayhem #482)
9M483	5/8" x 18" (Mayhem #483)
9M484	3/4" x 22" (Mayhem #484)

Rolling Head Pry Bar (Lady Slipper)

Part No.	Description
9M424	7/16" x 12"
9M426	9/16" x 16"
9M428	11/16" x 21"

Gooseneck Wrecking Bars



Part No.	Description
9M705	5/8" x 18" (Mayhem #705/41001)
9M710	3/4" x 24" (Mayhem #710/41002)
9M715	3/4" x 30" (Mayhem #715/41003)
9M717	3/4" x 36" (Mayhem #717/41004)

Slotted Ripping Chisels



Part No.	Description
9M740	3/4" x 18" (Mayhem #740/41200)
9M745	3/4" x 18" (Mayhem #745/41201)

Double Utility Bar



Part No.	Description
9M750	14" (Mayhem #750/41300)





Line-Up Pry Bars



Part No. Description

9575	1/2" x 14" (Mayhew #468)
9576	5/8" x 16" (Mayhew #469)
9577	3/4" x 20" (Mayhew #471)
9M472	3/4" x 24" (Mayhew #472)
9578	7/8" x 30" (Mayhew #473)



Line-Up Punches



Part No. Description

9581	1/8" x 8" (Mayhew #466 1/8")
9582	5/32" x 9" (Mayhew #466 5/32")
9583	3/16" x 10" (Mayhew #467 3/16")
9584	1/4" x 12" (Mayhew #458 1/4")
9585	5/16" x 12" (Mayhew #458 5/16")
9586	3/8" x 15" (Mayhew #460 3/8")
9587	1/2" x 18" (Mayhew #464 1/2")



Pin Punches



Part No. Description

9590	1/16" x 4" (Mayhew #413 1/16")
9591	3/32" x 4-1/2" (Mayhew #413 3/32")
9592	1/8" x 4-3/4" (Mayhew #413 1/8")
9593	5/32" x 5" (Mayhew #413 5/32")
9594	3/16" x 5-1/4" (Mayhew #413 3/16")
9595	7/32" x 5-1/2" (Mayhew #413 7/32")
9596	1/4" x 5-3/4" (Mayhew #413 1/4")
9597	5/16" x 6" (Mayhew #414 5/16")
9598	3/16" x 3-1/2" Extra Long (8" Total Length) (Mayhew #443 3/16")
9599	1/4" x 3-1/2" Extra Long (8" Total Length) (Mayhew #443 1/4")



Cold Chisels



Part No. Description

9600	1/4" x 5" (Mayhew #70 1/4")
9601	5/16" x 5" (Mayhew #70 5/16")
9602	3/8" x 5-1/2" (Mayhew #70 3/8")
9603	1/2" x 6" (Mayhew #70 1/2")
9604	5/8" x 6-1/2" (Mayhew #70 5/8")
9605	3/4" x 7" (Mayhew #70 3/4")
9606	7/8" x 7-1/2" (Mayhew #70 7/8")
9607	1" x 8" (Mayhew #70 1")
9608	1/2" x 9" (Mayhew #110 1/2")
9609	3/4" x 12" (Mayhew #110 3/4")
9M10217	7/8" x 12" (Mayhew #10217)
9M10221	1" x 12" (Mayhew #10221)





Holder

Part No.	Description
9685	Punch & Chisel Holder



Cold Chisel Guard



Part No.	Description
9690	110-3/4 x 12 (Mayhew #85213)
9691	110-7/8 x 12 (Mayhew #85217)
9692	110-1 x 12 (Mayhew #85220)
9693	50-1 x 8 (Mayhew #85221)



Cape Chisels



Part No.	Description
9610	1/8" x 5-1/2" (Mayhew #150 1/8")
9611	3/16" x 5-1/2" (Mayhew #150 3/16")
9612	1/4" x 5-1/2" (Mayhew #150 1/4")
9613	5/16" x 6-1/4" (Mayhew #150 5/16")
9614	3/8" x 7" (Mayhew #150 3/8")
9615	1/2" x 8" (Mayhew #150 1/2")



Round Nose Chisels



Part No.	Description
9620	1/8" x 5-1/2" (Mayhew #250 1/8")
9621	3/16" x 5-1/2" (Mayhew #250 3/16")
9622	1/4" x 5-1/2" (Mayhew #250 1/4")
9623	5/16" x 6-1/4" (Mayhew #250 5/16")
9624	3/8" x 7" (Mayhew #250 3/8")
9625	1/2" x 8" (Mayhew #250 1/2")



Rivet Buster



Part No.	Description
9627	(Mayhew #854 - 3/4")

9627



Nail Puller



Part No.	Description
9M720	Single End 5/8" x 10-1/8" (Mayhew #720)
9M725	Double End 5/8" x 10-1/2" (Mayhew #725)

9M720



9M725

NOTE: All Mayhew products meet ANSI Specification B209.1 1979
Federal Specification: Chisels: GGG-6-3136; Punches: GGG-P-831E





Think Safety!

Always wear safety goggles to protect your eyes.

Safety depends on the purchase of quality tools, proper care and use of the tools, and replacement of worn out tools. Wright tools are designed and forged to be as strong as their size permits and to out-wear other brands.

Always use the right size and type of tool for the job being done. Wright Tool Company cannot be responsible for injury or damage caused by tools improperly used, or from tools which have been abused or badly worn.

1. Never use cheater bars or hammers.
2. Inspect and discard bent, worn, or cracked tools.
3. Use the correct drive size; choose the largest possible drive size. It is stronger and safer.
4. Use the correct size socket; do not use metric sockets on inch fasteners or vice versa, because the fit is not good enough.
5. Place the socket all the way on the fastener.
6. Always be prepared and braced for something coming loose. If possible, PULL on a wrench handle and adjust your stance to prevent a fall if sudden release occurs.
7. If it appears that there is no safe way to do a job, find another way! Don't risk an accident.
8. Use only impact sockets on impact guns. Never use chrome sockets on impact guns.
9. Take special care in selecting and using wrenches on high strength fasteners—grade 5 and 8, 12 pt. nuts and bolts, and many other aerospace fasteners; they require unusually high torques for their size.
10. The safest wrench is a box or socket type because they are stronger and less likely to slip off the fastener. Open end, flare nut and adjustable wrenches are not as strong as the corresponding sizes of box and socket wrenches. Open end, flare nut, and adjustable wrenches are not intended for heavy loads such as breaking loose frozen fasteners, or final tightening.
11. Always be sure to fully seat an open end wrench on the nut or bolt.
12. Tightly adjust to the nut the adjustable wrenches and pull so force is on the fixed jaw side.

13. Avoid overtorquing. A torque wrench will permit tightening to the exact torque required for best performance and safety.
14. Wrenches should not be ground to change their shape.
15. Ordinary plastic dipped handles are designed for comfort NOT electrical insulation. Never depend on an insulated tool to protect you from electricity.
16. Never expose any wrench to excessive heat, which may change the hardness and metal structure, and ruin the tool.
17. Reversible ratchets are among the strongest hand tools in their respective drive sizes. They are designed to interchange with a full range of sockets and accessories in their drive size. It is possible for a lower torque rated socket, or accessory, to be used. Exercise care so as not to overload the weakest component.
18. Use the right type and size screwdriver blade for the screw. Too loose, or too tight a blade may slip, causing serious injury. Screwdriver blades should never be used as punches, chisels, scrapers, or pry bars. Worn blades may cause serious bodily injury.
19. "Mushroomed" heads of punches and chisels may chip and cause injury.
20. Always keep hammer heads tightened on the handle. Do not strike one hammer with another hammer.

Eight Safety Tips for Impact Sockets

1. Wear safety goggles.
2. Never use a nail or homemade pin for holding a socket in place.
3. Never exceed a gun pressure rating of 90 psi.
4. Don't dwell longer than necessary to get torque.
5. Put the socket on the fastener before starting the impact gun.
6. Do not hold impact sockets, universal joints, or extensions while impact tool is running. Serious hand and wrist injury can occur.
7. Use adapters only for special applications—not for general use.
8. Mind the joints between the gun and fasteners for less loss of torque and less wear.



Clamps



Our C-clamp selection is designed to meet all of your clamping requirements. Choose from deep-throat and extra-deep throat styles; heavy-service and extra-heavy-service and instant-action, quick-release clamps.

C a u t i o n !

- Always wear safety goggles when working with tools.
- Watch your fingers when using vises and clamping products.
- Use clamp pads to prevent marring of workpiece.



Deep Throat Forged Steel Body Clamps

Part No.	Max. Opening	Min.	Depth*	Screw Dia.	Test Load	Weight Per Box
90402B	2"	0"	2"	1/2"	3,500 Lbs.	1-1/2 Lbs.
90403B	3"	0"	2-3/8"	5/8"	3,500 Lbs.	1-3/4 Lbs.
90404B	4"	0"	2-3/4"	3/4"	6,500 Lbs.	2-3/4 Lbs.
90406B	6"	0"	3-5/8"	3/4"	6,900 Lbs.	4-3/4 Lbs.
90408B	8"	0"	4-1/2"	3/4"	6,900 Lbs.	8-1/2 Lbs.
90410B	10"	0"	5-3/8"	7/8"	8,000 Lbs.	10-1/2 Lbs.
90412B	12"	0"	5-3/4"	7/8"	9,500 Lbs.	14 Lbs.

Conforms to Federal Specification GGG-C-406D, Type 1, Class A, light service, deep throat. Threads on our screws are Acme roll-threaded for maximum strength and clamping force.



Deep Throat Forged Steel Body Clamps – Copper Screw

Part No.	Max. Opening	Min.	Depth*	Screw Dia.	Test Load	Weight Per Box
90402C	2"	0"	2"	1/2"	3,500 Lbs.	1-1/2 Lbs.
90403C	3"	0"	2-3/8"	5/8"	3,500 Lbs.	1-3/4 Lbs.
90404C	4"	0"	2-3/4"	3/4"	6,500 Lbs.	2-3/4 Lbs.
90406C	6"	0"	3-5/8"	3/4"	6,900 Lbs.	4-3/4 Lbs.
90408C	8"	0"	4-1/2"	3/4"	6,900 Lbs.	8-1/2 Lbs.
90410C	10"	0"	5-3/8"	7/8"	8,000 Lbs.	10-1/2 Lbs.
90412C	12"	0"	5-3/4"	7/8"	9,500 Lbs.	14 Lbs.

Conforms to Federal Specification GGG-C-406D, Type 1, Class A, light service, deep throat. Spatter-resisting copper plated screw, swivel and crosspin for welding applications.



*Depth is from center of screw to frame.



Extra Deep Throat Forged Steel Clamps (Copper Screw)

Forged steel frame and deep throat design makes this an excellent clamp for deep reach, light service. Screw swivel and crosspin are copper plated.

Part No.	Opening Depth*	Screw Dia.	Test Load	Weight Each
90404E	4" x 4"	3/4"	4,400 Lbs.	4-3/4 Lbs.
90406E	6" x 5"	3/4"	5,400 Lbs.	6-3/4 Lbs.
90408E	8" x 6"	3/4"	5,900 Lbs.	10-3/4 Lbs.

Conforms to Federal Specification GGG-C-406D, Type 1, Class A, light service, deep throat.



Heavy Service Forged C-Clamps

Recommended for heavy industrial and construction work demanding extra strength. Drop forged from selected steel and accurately heat-treated. Steel swivels are securely attached to hardened steel screws.

Part No.	Max. Opening	Min. Depth*	Screw Depth*	Screw Dia.	Test Load	Weight Per Box
90102	2"	0"	1-1/2"	1/2"	7,500 Lbs.	1-1/2 Lbs.
90103	3"	0"	2"	5/8"	8,500 Lbs.	3 Lbs.
90104	4"	0"	2-3/8"	3/4"	10,000 Lbs.	4-1/2 Lbs.
90106	6"	0"	2-1/2"	3/4"	11,250 Lbs.	5-1/2 Lbs.
90108	8"	0"	2-5/8"	3/4"	12,500 Lbs.	7-1/4 Lbs.
90110	10"	0"	2-3/4"	3/4"	13,750 Lbs.	9-1/4 Lbs.
90112	12"	0"	2-7/8"	3/4"	15,000 Lbs.	11-1/2 Lbs.

Conforms to Federal Specification GGG-C-406D, Type 1, Class B, medium service.



Extra Heavy Service Forged C-Clamps

Frame is forged from high-strength, heat-treated steel. Large diameter screws are full length and hardened to prevent bending and protect threads. Clamp strengths exceed test loads shown.

Part No.	Max. Opening	Min. Depth*	Screw Depth*	Screw Dia.	Test Load	Weight Per Box
90102H	2-1/4"	0"	1-7/8"	3/4"	12,500 Lbs.	3-3/4 Lbs.
90103H	3-1/4"	0"	2-1/2"	7/8"	16,250 Lbs.	6-1/2 Lbs.
90104H	4-1/2"	0"	2-3/4"	7/8"	20,000 Lbs.	10 Lbs.
90105H	5-1/2"	0"	3-1/8"	7/8"	23,800 Lbs.	13 Lbs.
90106H	6-1/2"	0"	3-3/8"	1-1/8"	27,500 Lbs.	17 Lbs.
90108H	8-1/2"	0"	3-3/4"	1-1/8"	31,250 Lbs.	24 Lbs.
90110H	10-1/2"	0"	4-1/8"	1-1/8"	35,000 Lbs.	29 Lbs.
90112H	12-1/2"	0"	4-1/2"	1-1/8"	40,000 Lbs.	40 Lbs.

Conforms to Federal Specification GGG-C-406D, Type 1, Class B, heavy service.



*Depth is from center of screw to frame.



Think Safety!

Clamping Systems Safety Information

1. Misuse of C-Clamps or L-Clamps can cause serious injury to eyes, hands and other body parts.
2. To ensure safety, C-Clamps and/or L-Clamps must be selected, inspected and used properly.
3. Read, understand and follow all instructions as outlined below.

Before Using Workholding Clamps:

1. Select enough clamps of proper size and capacity to handle job being done.
2. ALWAYS inspect clamps before using. NEVER use a clamp with:
 - Bent, twisted or cracked frame
 - Badly worn threads on spindle
 - Bent or cracked spindle
 - Swivel pads badly worn or missing from spindle.

When Using Workholding Clamps:

1. NEVER use hammer or pipe extension to tighten a clamp; only tighten to prevent slippage. If a wrench is used on a clamp, do not exceed the recommended "nominal clamping pressure/lbs."
2. NEVER use a clamp as a permanent holding device; always use clamp only as a temporary holding tool.
3. NEVER use a clamp to secure loads on moving vehicles; vibrations can cause them to loosen.
4. NEVER use a clamp with chain, strap, cable or hook to lift or move a load or work object.
5. NEVER use a clamp to support any scaffolding.
6. NEVER weld any parts of a clamp to other metal objects.
7. NEVER strike or use power tools on objects that are clamped using workholding clamps without wearing eye and face protection.



Miscellaneous Tools & Accessories



If there's anything else you need in the way of tools, look to Wright first. We offer a broad assortment of miscellaneous tools—everything from hacksaws and measuring tapes to feeler gauges and inspection mirrors. We're the right source for all of your hand tool needs.

! C a u t i o n !
• Always wear safety goggles when working with tools.



Wright Stud Remover

A compact and powerful tool that fits into hard-to-reach spots and loosens hard-to-turn studs. The tighter the stud, the more firmly it is gripped. All high grade heat treated alloy steel. Fits flush, pulls 1/4" to 3/4" studs broken off close to the surface. Operates with any 1/2" square.

Part No. Description

9020	Stud Remover
------	--------------



Flange Jacks

Easy effort flange spreaders. Flanges are separated smoothly and evenly with no damage to flange faces. Sold in pairs.

Dia. Capacity in Inches – Standard Raised Face Flanges

Part No.	Description	125 lb.		250 lb.	
		Cast Iron	150 lb. Steel	Cast Iron	300 lb. Steel
9460	1 PR.	2 to 20	2 to 20	1 to 12	3/4 to 12
9461	1 PR.	16 to 48	18 to 24	12 to 30	12 to 24



8 Pieces – Torx Set Set No. 9295

Part No.	Description	Part No.	Description
9271	Torx T-8	9276	Torx T-27
9272	Torx T-10	9277	Torx T-30
9273	Torx T-15	9280	1/4" Hex x 1/4"
9274	Torx T-20		Sq. Dr. Bit Holder
9275	Torx T-25		

Skinpacked



7 Pieces – Torx Set Set No. 9296

Part No.	Description	Part No.	Description
9281	6mm Ribe	9285	Torx T-47
9282	Torx T-30	9286	Torx T-50
9283	Torx T-40	9290	5/16" Hex x 3/8"
9284	Torx T-45		Sq. Dr. Bit Holder

Skinpacked



7 Pieces – Torx Set Set No. 9297

Part No.	Description	Part No.	Description
9250	E-6 Torx Socket	9256	E-12 Torx Socket
9251	E-7 Torx Socket	9257	E-14 Torx Socket
9252	E-8 Torx Socket	9258	E-16 Torx Socket
9255	E-10 Torx Socket		Skinpacked





1/4" Drive Torx Sockets

Part No.	Dr. Sq. Size	Shape	Head Size	L	Ds	Dd
9250	1/4"	I	E-6	1-1/16"	5/16"	1/2"
9251	1/4"	I	E-7	1-1/16"	3/8"	1/2"
9252	1/4"	I	E-8	1-1/16"	13/32"	1/2"

Refer to socket dimensional drawings on page 116.



3/8" Drive Torx Sockets

Part No.	Dr. Sq. Size	Shape	Head Size	L	Ds	Dd
9255	3/8"	I	E-10	1-1/4"	1/2"	11/16"
9256	3/8"	I	E-12	1-1/4"	5/8"	11/16"
9257	3/8"	II	E-14	1-1/4"	11/16"	-
9258	3/8"	II	E-16	1-1/4"	3/4"	-

Refer to socket dimensional drawings on page 156.



1/4" Drive Torx Bits

Part No.	Hex Size	Shape	Bit Size	L
9271	1/4"	III	T-8	1"
9272	1/4"	III	T-10	1"
9273	1/4"	III	T-15	1"
9274	1/4"	III	T-20	1"
9275	1/4"	III	T-25	1"
9276	1/4"	III	T-27	1"
9277	1/4"	III	T-30	1"

Refer to socket dimensional drawings on page 116.



1/4" Drive Bit Holders

Part No.	Dr. Sq. Size	Shape	Head Size	L	Ds	Dd
9280	1/4"	III	1/4"	1"	1/2"	1/2"

Refer to socket dimensional drawings on page 116.



Torx Bit Holders

Part No.	Dr. Sq. Size	Shape	Hex Size	L	Ds	Dd
9290	3/8" Dr. 5/16"	I	5/16"	1-1/4"	9/16"	11/16"
	Hex Bit Holder					
9292	3/8" Dr. 7/16"	I	7/16"	1-1/2"	7/8"	11/16"
	Hex Bit Holder					

Refer to socket dimensional drawings on page 156.





5/16" Torx Bits for 3/8" Dr. Holder

Part No.	Hex Size	Shape	Bit Size	L
9281	5/16"	I	6mm Ribe	1-1/8"
9282	5/16"	II	T-30	1-1/8"
9283	5/16"	II	T-40	1-1/8"
9284	5/16"	II	T-45	1-1/8"
9285	5/16"	II	T-47	1-1/8"
9286	5/16"	II	T-50	1-1/8"

Refer to socket dimensional drawings on page 156.



1/2" Torx Bits

Part No.	Hex Size	Shape	Bit Size	L
9287	7/16"	I	T-55	1-3/8"

Refer to socket dimensional drawings on page 191.



1/2" Drive Bit Holder

Part No.	Dr. Sq. Size	Shape	Head Size	L	Ds	Dd
9291	1/2"	III	7/16"	1-1/2"	7/8"	11/16"

Refer to socket dimensional drawings on page 191.



1/2" Square Drive Torx Driver

Part No.	Hex Size	Shape	Bit Size	L
9288	1/2"	II	T-60	2-1/8"

Refer to socket dimensional drawings on page 191.





9M60001

Gasket Scrapers



Part No. Description

9M42004	MayheW Dominator Carbon Scraper, 1/2"
9M42005	MayheW Dominator Carbon Scraper, 3/4"
9M42006	MayheW Dominator Carbon Scraper, 1"
9M42007	MayheW Dominator Carbon Scraper, 1-1/2"
9M60001	MayheW Dominator 4 Pc. Carbon Scraper Set




9M60000

Picks, Hooks & Awls



Part No. Description

9M42000	MayheW Dominator Scratch Awl
9M42001	MayheW Dominator 90 Degree Hook
9M42002	MayheW Dominator Curved Hook
9M42003	MayheW Dominator Complex Hook
9M60000	MayheW Dominator 4 Pc. Hook & Pick Set



9UPSP4

Mini Picks Hooks & Awls Set

Part No. Description

9UPSP4	4-Piece Hook & Pick Set
	A - Pick
	B - Combination Pick
	C - Hook Pick
	D - Straight Pick





Scrapers/Putty Knives



Part No.	Description
9488	Flexible Blade 1-1/4" (Hyde #02000)
9489	Flexible Blade 3" (Hyde #02350)
9491	Stiff Blade 1-1/4" (Hyde #02050)



Heavy-Duty Scraper



Part No.	Description
9487	Polypropylene 8" Handle Scraper, 3" Blade (Hyde #12050)



Razor Scraper



Part No.	Description
9492	Razor Scraper (Hyde #13000)



Utility Knife



Has a retractable blade which holds in four positions. Handle stores additional blades.

Part No.	Description
9526	Top-Slide Utility Knife (Hyde #42070)
9525	Utility Knife Blades (10 Pack)



Safety Utility Knife



Part No.	Description
9527	Safety Utility Knife - Skinpacked (Hyde #42065)





Spiral Thread Screw Extractor Set

Set designed for easy removal of broken studs. Will back out all of those stubborn bolts. Set of 5 sizes, in a pouch.

Part No.	Size	Screw or Bolt Size
9G95202	1	1/8" - 1/4"
	2	1/4" - 5/16"
	3	5/16" - 7/16"
	4	7/16" - 9/16"
	5	9/16" - 3/4"



Spiral Thread Screw Extractors

Part No.	Size	Screw or Bolt Size
9G85101	1	1/8" - 1/4"
9G85102	2	1/4" - 5/16"
9G85103	3	5/16" - 7/16"
9G85104	4	7/16" - 9/16"
9G85105	5	9/16" - 3/4"



Safety Video & Rep Packet

Part No.	Description
9300	Safety Video Kit (English)
9300Lit	Replacement Literature Packet (English)
9303	Safety Video (Spanish)
9304	Safety CD (Spanish)
9305	Safety CD Kit (English)
9306	Safety CD (English)



Safety Goggles

Part No.	Description
9302	Safety Goggles



HTI Safety Book

Part No.	Description
9301	Hand Tool Institute Safety Book





**Metric Feeler Gauges –
10-Blade Gauge**

Part No.	Description
9528	Feeler Gauge 10 Blade SAE Contains 10 Blades of the following thicknesses: .012 (0.30mm) .005 (0.13mm) .010 (0.25mm) .004 (0.10mm) .008 (0.20mm) .003 (0.8mm) .007 (0.18mm) .002 (0.05mm) .006 (0.15mm) .015 (0.38mm)



**Metric Feeler Gauges –
25-Blade Gauge**

Part No.	Description
9529	Feeler Gauge 25 Blade Metric Contains 25 Blades of the following thicknesses: 0.04mm 0.15mm 0.50mm 0.85mm 0.05mm 0.20mm 0.55mm 0.90mm 0.06mm 0.25mm 0.60mm 0.95mm 0.07mm 0.30mm 0.65mm 1.00mm 0.08mm 0.35mm 0.70mm 0.09mm 0.40mm 0.75mm 0.10mm 0.45mm 0.80mm



**Feeler Gauges –
25-Blade Master Gauge**

Part No.	Description
9530	Contains 25 3-5/16" x 1/2" blades of the following thicknesses: .0015 .008 .015 .028 .002 .009 .016 .030 .003 .010 .018 .032 .004 .011 .020 .035 .005 .012 .022 .006 .013 .024 .007 .014 .025





Feeler Gauges – New Style Spark Plug Wire Gauge

Part No.	Description
9531	Wire Gap Gauge New style spark plug wire gauge. It is designed for longer and heavier usage. Contains 1 electrode bender and 8 wire gauges of the following thicknesses: .020 .028 .032 .035 .025 .030 .034 .040



Scratch Brush

Part No.	Description
9493	14" Long, Brush Length - 6"



Steel Tapes

Part No.	Description
9505	1" x 26', 8m
9507	3/4" x 16'
9508	1" x 25'
9509	3/8" x 100'
9510	1" x 30'



Hacksaw

An adjustable hacksaw. Converts to either 10 or 12 inches.

Part No.	Description
9523	Heavy Duty Hacksaw





Replaceable Hacksaw Blades

Part No.	Description
9521	Steel Carbon Blades 12" - 24T
9522	Molybdenum Blades (Hi-Speed) 12" - 24T

Sold in packages of 10 only



Magnetic Pickup Tools

Multi-angle telescoping magnetic pickup tool. Gets into hard-to-reach places.

Part No.	Description
9534	Flexible Magnetic Retrieving Tool, 19-1/2"
9535	17" Closed Length, Telescopes to 27" (not pictured)

Pick-up capacity 21 oz.



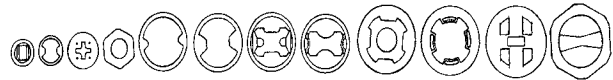
9534



9535

Drum Cap Opening Tool

Part No.	Description
9005	Drum Cap Opening Tool Fits 55 and 30 gallon drums. Removes "screw-in" style plugs (caps) for most steel and plastic drums with large and small plugs. Handy, built-in "two-hand" twist handle easily helps open the tightest plugs. Fits all twelve (12) drum plugs (bungs) illustrated below. Packed bulk-weight 3.0 Lbs. each.



Inspection Mirrors

Part No.	Description
9700	Oval 1 x 2", 8-3/4" Long
9701	Circular 2-1/4" Diameter 10" to 14" Long
9702	Rectangular 2-1/8" x 3-1/2"; 11-1/4" x 15-1/2" Long



9700




9701



9702

Contents of Master Sets



! C a u t i o n !
• Always wear safety goggles when working with tools.



Mega Fractional/Metric Master Set—1/4", 3/8", 1/2" & 3/4" Drives

Set No. 105 –

**561 Pieces including WT861 Nine Drawer
42" Top Chest & WT854 Fifteen Drawer
42" Roller Cabinet**

Set No. 107 –

**559 Pieces
(Tools Only - Cabinets Not Included)**

See Page 16 for photograph.

Part No.	Description	Size	Part No.	Description	Size	Part No.	Description	Size		
FLAT WRENCHES										
10-10mm	3/8" Drive Metric Crowfoot Wrench	10mm	1142	Combination Wrench, 12 Pt.	1-5/16"	20-13mm	6 Pt. Standard Metric Socket	13mm		
10-11mm	3/8" Drive Metric Crowfoot Wrench	11mm	1144	Combination Wrench, 12 Pt.	1-3/8"	20-14mm	6 Pt. Standard Metric Socket	14mm		
10-12mm	3/8" Drive Metric Crowfoot Wrench	12mm	1146	Combination Wrench, 12 Pt.	1-7/16"	2006	6 Pt. Standard Socket	3/16"		
10-13mm	3/8" Drive Metric Crowfoot Wrench	13mm	1148	Combination Wrench, 12 Pt.	1-1/2"	2007	6 Pt. Standard Socket	7/32"		
10-14mm	3/8" Drive Metric Crowfoot Wrench	14mm	13-0607mm	Full Polish Metric Open End Wrench	6mm x 7mm	2008	6 Pt. Standard Socket	1/4"		
10-15mm	3/8" Drive Metric Crowfoot Wrench	15mm	13-0809mm	Full Polish Metric Open End Wrench	8mm x 9mm	2009	6 Pt. Standard Socket	9/32"		
10-16mm	3/8" Drive Metric Crowfoot Wrench	16mm	13-1011mm	Full Polish Metric Open End Wrench	10mm x 11mm	2010	6 Pt. Standard Socket	5/16"		
10-17mm	3/8" Drive Metric Crowfoot Wrench	17mm	13-1213mm	Full Polish Metric Open End Wrench	12mm x 13mm	2011	6 Pt. Standard Socket	11/32"		
10-18mm	3/8" Drive Metric Crowfoot Wrench	18mm	13-1415mm	Full Polish Metric Open End Wrench	14mm x 15mm	2012	6 Pt. Standard Socket	3/8"		
10-19mm	3/8" Drive Metric Crowfoot Wrench	19mm	13-1617mm	Full Polish Metric Open End Wrench	16mm x 17mm	2014	6 Pt. Standard Socket	7/16"		
1012	3/8" Drive Crowfoot Wrench	3/8"	13-1819mm	Full Polish Metric Open End Wrench	18mm x 19mm	2016	6 Pt. Standard Socket	1/2"		
1014	3/8" Drive Crowfoot Wrench	7/16"	13-2022mm	Full Polish Metric Open End Wrench	20mm x 22mm	2118	12 Pt. Standard Socket	9/16"		
1016	3/8" Drive Crowfoot Wrench	1/2"	13-2123mm	Full Polish Metric Open End Wrench	21mm x 23mm	2202	Hex Bit Socket	1/16"		
1018	3/8" Drive Crowfoot Wrench	9/16"	13-2426mm	Full Polish Metric Open End Wrench	24mm x 26mm	2203	Hex Bit Socket	5/64"		
1020	3/8" Drive Crowfoot Wrench	5/8"	1310	Open End Wrench	1/4" x 5/16"	2204	Hex Bit Socket	3/32"		
1022	3/8" Drive Crowfoot Wrench	11/16"	1312	Open End Wrench	3/8" x 5/16"	2205	Hex Bit Socket	7/64"		
1024	3/8" Drive Crowfoot Wrench	3/4"	1316	Open End Wrench	7/16" x 1/2"	2206	Hex Bit Socket	1/8"		
1026	3/8" Drive Crowfoot Wrench	13/16"	1318	Open End Wrench	1/2" x 9/16"	2207	Hex Bit Socket	9/64"		
1028	3/8" Drive Crowfoot Wrench	7/8"	1320	Open End Wrench	9/16" x 5/8"	2208	Hex Bit Socket	5/32"		
1040	Combination Open End Flare Nut Wrench	3/8"	1324	Open End Wrench	5/8" x 3/4"	2210	Hex Bit Socket	3/16"		
1042	Combination Open End Flare Nut Wrench	7/16"	1325	Open End Wrench	11/16" x 3/4"	2212	Hex Bit Socket	7/32"		
1044	Combination Open End Flare Nut Wrench	1/2"	1329	Open End Wrench	13/16" x 7/8"	2214	Hex Bit Socket	1/4"		
1046	Combination Open End Flare Nut Wrench	9/16"	1332	Open End Wrench	15/16" x 1"	2218	Hex Bit Socket	5/16"		
1048	Combination Open End Flare Nut Wrench	5/8"	1336	Open End Wrench	1-1/16" x 1-1/8"	2260	Standard Screwdriver Socket with Bit (9204)	3/16"		
1050	Combination Open End Flare Nut Wrench	11/16"	16-11mm	Metric Flare Nut Wrench, 6 Pt.	9mm x 11mm	2261	Standard Screwdriver Socket with Bit (9205)	1/4"		
1052	Combination Open End Flare Nut Wrench	3/4"	16-12mm	Metric Flare Nut Wrench, 6 Pt.	10mm x 12mm	2263	Standard Screwdriver Socket with Bit	23/64"		
11-07mm	Metric Combination Wrench, 12 Pt.	7mm	16-14mm	Metric Flare Nut Wrench, 6 Pt.	13mm x 14mm	2265	Phillips Screwdriver Socket with Bit (9200)	#1		
11-08mm	Metric Combination Wrench, 12 Pt.	8mm	16-17mm	Metric Flare Nut Wrench, 6 Pt.	15mm x 17mm	2266	Phillips Screwdriver Socket with Bit (9201)	#2		
11-09mm	Metric Combination Wrench, 12 Pt.	9mm	16-21mm	Metric Flare Nut Wrench, 6 Pt.	19mm x 21mm	2308	Special 8 Pt. Standard Socket	1/4"		
11-10mm	Metric Combination Wrench, 12 Pt.	10mm	1642	Ratcheting Flare Nut Wrench	3/8"	2310	Special 8 Pt. Standard Socket	5/16"		
11-11mm	Metric Combination Wrench, 12 Pt.	11mm	1644	Ratcheting Flare Nut Wrench	7/16"	2312	Special 8 Pt. Standard Socket	3/8"		
11-12mm	Metric Combination Wrench, 12 Pt.	12mm	1646	Ratcheting Flare Nut Wrench	1/2"	2402	2" Extension			
11-13mm	Metric Combination Wrench, 12 Pt.	13mm	1648	Ratcheting Flare Nut Wrench	9/16"	2404	4" Extension			
11-14mm	Metric Combination Wrench, 12 Pt.	14mm	1650	Ratcheting Flare Nut Wrench	5/8"	2406	6" Extension			
11-15mm	Metric Combination Wrench, 12 Pt.	15mm	1652	Ratcheting Flare Nut Wrench	11/16"	2435	Flex Handle			
11-16mm	Metric Combination Wrench, 12 Pt.	16mm	1654	Ratcheting Flare Nut Wrench	3/4"	2442	Spinner w/female end			
11-17mm	Metric Combination Wrench, 12 Pt.	17mm	51012	12 Pt. Box Wrench - Modified Offset	5/16" x 3/8"	2445	Speed Handle			
11-18mm	Metric Combination Wrench, 12 Pt.	18mm	51416	12 Pt. Box Wrench - Modified Offset	7/16" x 1/2"	2475	Universal Joint			
11-19mm	Metric Combination Wrench, 12 Pt.	19mm	51820	12 Pt. Box Wrench - Modified Offset	9/16" x 5/8"	2492	Ratchet			
11-20mm	Metric Combination Wrench, 12 Pt.	20mm	52224	12 Pt. Box Wrench - Modified Offset	11/16" x 3/4"	25-04mm	6 Pt. Deep Metric Socket	4mm		
11-21mm	Metric Combination Wrench, 12 Pt.	21mm	52628	12 Pt. Box Wrench - Modified Offset	13/16" x 7/8"	25-05mm	6 Pt. Deep Metric Socket	5mm		
11-22mm	Metric Combination Wrench, 12 Pt.	22mm	53032	12 Pt. Box Wrench - Modified Offset	15/16" x 1"	25-06mm	6 Pt. Deep Metric Socket	6mm		
11-23mm	Metric Combination Wrench, 12 Pt.	23mm	53436	12 Pt. Box Wrench - Modified Offset	1-1/16" x 1-1/8"	25-07mm	6 Pt. Deep Metric Socket	7mm		
11-24mm	Metric Combination Wrench, 12 Pt.	24mm	50810mm	Metric 12 Pt. Box Wrench - Modified Offset	8mm x 10mm	25-08mm	6 Pt. Deep Metric Socket	8mm		
1110	Combination Wrench, 12 Pt.	5/16"	51011mm	Metric 12 Pt. Box Wrench - Modified Offset	10mm x 11mm	25-09mm	6 Pt. Deep Metric Socket	9mm		
1112	Combination Wrench, 12 Pt.	3/8"	51213mm	Metric 12 Pt. Box Wrench - Modified Offset	12mm x 13mm	25-10mm	6 Pt. Deep Metric Socket	10mm		
1114	Combination Wrench, 12 Pt.	7/16"	51415mm	Metric 12 Pt. Box Wrench - Modified Offset	14mm x 15mm	25-11mm	6 Pt. Deep Metric Socket	11mm		
1116	Combination Wrench, 12 Pt.	1/2"	51618mm	Metric 12 Pt. Box Wrench - Modified Offset	16mm x 18mm	25-12mm	6 Pt. Deep Metric Socket	12mm		
1118	Combination Wrench, 12 Pt.	9/16"	51719mm	Metric 12 Pt. Box Wrench - Modified Offset	17mm x 19mm	25-13mm	6 Pt. Deep Metric Socket	13mm		
1120	Combination Wrench, 12 Pt.	5/8"	1/4" DRIVE SOCKETS & ATTACHMENTS					2506	6 Pt. Deep Socket	3/16"
1122	Combination Wrench, 12 Pt.	11/16"	20-04mm	6 Pt. Standard Metric Socket	4mm	2507	6 Pt. Deep Socket	7/32"		
1124	Combination Wrench, 12 Pt.	3/4"	20-05mm	6 Pt. Standard Metric Socket	5mm	2508	6 Pt. Deep Socket	1/4"		
1126	Combination Wrench, 12 Pt.	13/16"	20-5.5mm	6 Pt. Standard Metric Socket	5.5mm	2509	6 Pt. Deep Socket	9/32"		
1128	Combination Wrench, 12 Pt.	7/8"	20-06mm	6 Pt. Standard Metric Socket	6mm	2510	6 Pt. Deep Socket	5/16"		
1130	Combination Wrench, 12 Pt.	15/16"	20-07mm	6 Pt. Standard Metric Socket	7mm	2511	6 Pt. Deep Socket	11/32"		
1132	Combination Wrench, 12 Pt.	1"	20-08mm	6 Pt. Standard Metric Socket	8mm	2512	6 Pt. Deep Socket	3/8"		
1134	Combination Wrench, 12 Pt.	1-1/16"	20-09mm	6 Pt. Standard Metric Socket	9mm	2514	6 Pt. Deep Socket	7/16"		
1136	Combination Wrench, 12 Pt.	1-1/8"	20-10mm	6 Pt. Standard Metric Socket	10mm	2516	6 Pt. Deep Socket	1/2"		
1140	Combination Wrench, 12 Pt.	1-1/4"	20-11mm	6 Pt. Standard Metric Socket	11mm	2618	12 Pt. Deep Socket	9/16"		
			20-12mm	6 Pt. Standard Metric Socket	12mm	2708	12 Pt. Standard Universal Socket	1/4"		

Mega Fractional/Metric Master Set

WRIGHT TOOL
Performance and Innovation
www.wrighttool.com



Part No.	Description	Size	Part No.	Description	Size	Part No.	Description	Size
2710	12 Pt. Standard Universal Socket	5/16"	3620	12 Pt. Deep Socket	5/8"	4443	Sliding T	
2712	12 Pt. Standard Universal Socket	3/8"	3622	12 Pt. Deep Socket	11/16"	4445	Speeder	
2714	12 Pt. Standard Universal Socket	7/16"	3624	12 Pt. Deep Socket	3/4"	4475	Universal	
3/8" DRIVE SOCKETS & ATTACHMENTS			3626	12 Pt. Deep Socket	13/16"	4478	Micro-Adjustable Torque Wrench, 30-250 Ft. Lbs.	
31-08mm	12 Pt. Standard Metric Socket	8mm	3628	12 Pt. Deep Socket	7/8"	46-16mm	12 Pt. Deep Metric Socket	16mm
31-09mm	12 Pt. Standard Metric Socket	9mm	3630	12 Pt. Deep Socket	15/16"	46-17mm	12 Pt. Deep Metric Socket	17mm
31-10mm	12 Pt. Standard Metric Socket	10mm	3632	12 Pt. Deep Socket	1"	46-18mm	12 Pt. Deep Metric Socket	18mm
31-11mm	12 Pt. Standard Metric Socket	11mm	3712	12 Pt. Flex Socket	3/8"	46-19mm	12 Pt. Deep Metric Socket	19mm
31-12mm	12 Pt. Standard Metric Socket	12mm	3714	12 Pt. Flex Socket	7/16"	46-20mm	12 Pt. Deep Metric Socket	20mm
31-13mm	12 Pt. Standard Metric Socket	13mm	3716	12 Pt. Flex Socket	1/2"	46-21mm	12 Pt. Deep Metric Socket	21mm
31-14mm	12 Pt. Standard Metric Socket	14mm	3718	12 Pt. Flex Socket	9/16"	46-22mm	12 Pt. Deep Metric Socket	22mm
31-15mm	12 Pt. Standard Metric Socket	15mm	3720	12 Pt. Flex Socket	5/8"	46-24mm	12 Pt. Deep Metric Socket	24mm
31-16mm	12 Pt. Standard Metric Socket	16mm	3722	12 Pt. Flex Socket	11/16"	46-25mm	12 Pt. Deep Metric Socket	25mm
31-17mm	12 Pt. Standard Metric Socket	17mm	3724	12 Pt. Flex Socket	3/4"	46-26mm	12 Pt. Deep Metric Socket	26mm
31-18mm	12 Pt. Standard Metric Socket	18mm	1/2" DRIVE SOCKETS & ATTACHMENTS			4616	12 Pt. Deep Socket	1/2"
31-19mm	12 Pt. Standard Metric Socket	19mm	41-10mm	12 Pt. Standard Metric Socket	10mm	4618	12 Pt. Deep Socket	9/16"
3108	12 Pt. Standard Socket	1/4"	41-11mm	12 Pt. Standard Metric Socket	11mm	4620	12 Pt. Deep Socket	5/8"
3110	12 Pt. Standard Socket	5/16"	41-12mm	12 Pt. Standard Metric Socket	12mm	4622	12 Pt. Deep Socket	11/16"
3112	12 Pt. Standard Socket	3/8"	41-13mm	12 Pt. Standard Metric Socket	13mm	4624	12 Pt. Deep Socket	3/4"
3114	12 Pt. Standard Socket	7/16"	41-14mm	12 Pt. Standard Metric Socket	14mm	4626	12 Pt. Deep Socket	13/16"
3116	12 Pt. Standard Socket	1/2"	41-15mm	12 Pt. Standard Metric Socket	15mm	4628	12 Pt. Deep Socket	7/8"
3118	12 Pt. Standard Socket	9/16"	41-16mm	12 Pt. Standard Metric Socket	16mm	4630	12 Pt. Deep Socket	15/16"
3120	12 Pt. Standard Socket	5/8"	41-17mm	12 Pt. Standard Metric Socket	17mm	4632	12 Pt. Deep Socket	1"
3122	12 Pt. Standard Socket	11/16"	41-18mm	12 Pt. Standard Metric Socket	18mm	4634	12 Pt. Deep Socket	1-1/16"
3124	12 Pt. Standard Socket	3/4"	41-19mm	12 Pt. Standard Metric Socket	19mm	4636	12 Pt. Deep Socket	1-1/8"
3126	12 Pt. Standard Socket	13/16"	41-20mm	12 Pt. Standard Metric Socket	20mm	4640	12 Pt. Deep Socket	1-1/4"
3128	12 Pt. Standard Socket	7/8"	41-21mm	12 Pt. Standard Metric Socket	21mm	3/4" DRIVE SOCKETS & ATTACHMENTS		
3130	12 Pt. Standard Socket	15/16"	41-22mm	12 Pt. Standard Metric Socket	22mm	6128	12 Pt. Standard Socket	7/8"
3132	12 Pt. Standard Socket	1"	41-23mm	12 Pt. Standard Metric Socket	23mm	6130	12 Pt. Standard Socket	15/16"
32-04mm	Metric Hex Bit Socket	4mm	41-24mm	12 Pt. Standard Metric Socket	24mm	6132	12 Pt. Standard Socket	1"
32-05mm	Metric Hex Bit Socket	5mm	41-26mm	12 Pt. Standard Metric Socket	26mm	6134	12 Pt. Standard Socket	1-1/16"
32-06mm	Metric Hex Bit Socket	6mm	4112	12 Pt. Standard Socket	3/8"	6136	12 Pt. Standard Socket	1-1/8"
32-07mm	Metric Hex Bit Socket	7mm	4114	12 Pt. Standard Socket	7/16"	6138	12 Pt. Standard Socket	1-3/16"
32-08mm	Metric Hex Bit Socket	8mm	4116	12 Pt. Standard Socket	1/2"	6140	12 Pt. Standard Socket	1-1/4"
32-10mm	Metric Hex Bit Socket	10mm	4118	12 Pt. Standard Socket	9/16"	6142	12 Pt. Standard Socket	1-5/16"
3204	Hex Bit Socket	1/8"	4119	12 Pt. Standard Socket	19/32"	6144	12 Pt. Standard Socket	1-3/8"
3205	Hex Bit Socket	5/32"	4120	12 Pt. Standard Socket	5/8"	6146	12 Pt. Standard Socket	1-7/16"
3206	Hex Bit Socket	3/16"	4122	12 Pt. Standard Socket	11/16"	6148	12 Pt. Standard Socket	1-1/2"
3207	Hex Bit Socket	7/32"	4124	12 Pt. Standard Socket	3/4"	6150	12 Pt. Standard Socket	1-9/16"
3208	Hex Bit Socket	1/4"	4125	12 Pt. Standard Socket	25/32"	6152	12 Pt. Standard Socket	1-5/8"
3210	Hex Bit Socket	5/16"	4126	12 Pt. Standard Socket	13/16"	6154	12 Pt. Standard Socket	1-11/16"
3212	Hex Bit Socket	3/8"	4128	12 Pt. Standard Socket	7/8"	6156	12 Pt. Standard Socket	1-3/4"
3260	Standard Screwdriver Socket with Bit	1/4"	4129	12 Pt. Standard Socket	29/32"	6158	12 Pt. Standard Socket	1-13/16"
3266	Phillips Screwdriver Socket with Bit	#2	4130	12 Pt. Standard Socket	15/16"	6160	12 Pt. Standard Socket	1-7/8"
3267	Phillips Screwdriver Socket with Bit	#3	4132	12 Pt. Standard Socket	1"	6164	12 Pt. Standard Socket	2"
3268	Phillips Screwdriver Socket with Bit	#4	4134	12 Pt. Standard Socket	1-1/16"	6168	12 Pt. Standard Socket	2-1/8"
3308	Special 8 Pt. Standard Socket	1/4"	4136	12 Pt. Standard Socket	1-1/8"	6170	12 Pt. Standard Socket	2-3/16"
3310	Special 8 Pt. Standard Socket	5/16"	4138	12 Pt. Standard Socket	1-3/16"	6172	12 Pt. Standard Socket	2-1/4"
3312	Special 8 Pt. Standard Socket	3/8"	4140	12 Pt. Standard Socket	1-1/4"	6176	12 Pt. Standard Socket	2-3/8"
3314	Special 8 Pt. Standard Socket	7/16"	4142	12 Pt. Standard Socket	1-5/16"	6400	Ratchet	
3316	Special 8 Pt. Standard Socket	1/2"	4144	12 Pt. Standard Socket	1-3/8"	6403	3-1/2" Extension	
3403	3" Extension		4146	12 Pt. Standard Socket	1-7/16"	6408	8" Extension	
3405	5" Extension		4148	12 Pt. Standard Socket	1-1/2"	6416	16" Extension	
3408	8" Extension		42-12mm	Hex Bit Socket	12mm	6435	Flex Handle	
3410	3" Wobble Extension		42-14mm	Hex Bit Socket	14mm	6443	Sliding T	
3411	6" Wobble Extension		42-17mm	Hex Bit Socket	17mm	6475	Universal	
3412	12" Extension		4208	Hex Bit Socket	1/4"	SERVICE TOOLS		
3426	Ratchet, 7" Knurled Grip		4210	Hex Bit Socket	5/16"	787	Miniature Combination Wrench Set, 10 Pieces	
3427	Flex Head Ratchet, 9-11/16" Knurled Steel Grip		4212	Hex Bit Socket	3/8"	788	Miniature Metric Combination Wrench Set, 10 Pieces	
3435	Flex Handle		4214	Hex Bit Socket	7/16"	9010	Universal Wheel Hub Puller	
3443	Sliding T		4216	Hex Bit Socket	1/2"	90404B	Deep Throat Forged Steel C-Clamp, Black Oxide, 4", 2 each	
3445	Speeder, 14-1/2"		4218	Hex Bit Socket	9/16"	9022	Rubber Mallet, 2-5/8" Head Dia. x 16-3/4" Length	
3475	Universal		4220	Hex Bit Socket	5/8"	9023	Dead Blow Hammer with Super Grip, 1 Lb.	
35-16mm	6 Pt. Deep Metric Socket	16mm	4312	Special 8 Pt. Standard Socket	3/8"	9025	Dead Blow Hammer with Super Grip, 3 Lbs.	
35-18mm	6 Pt. Deep Metric Socket	18mm	4314	Special 8 Pt. Standard Socket	7/16"	9029	Brass Hammer with Super Grip, 2.5 Lbs.	
3508	6 Pt. Deep Socket	1/4"	4316	Special 8 Pt. Standard Socket	1/2"	9040	Ball Peen Hammer, Fiberglass Handle, 8 Oz.	
3510	6 Pt. Deep Socket	5/16"	4318	Special 8 Pt. Standard Socket	9/16"	9042	Ball Peen Hammer, Fiberglass Handle, 16 Oz.	
36-10mm	12 Pt. Deep Metric Socket	10mm	4320	Special 8 Pt. Standard Socket	5/8"	9045	Ball Peen Hammer, Fiberglass Handle, 32 Oz.	
36-11mm	12 Pt. Deep Metric Socket	11mm	4322	Special 8 Pt. Standard Socket	11/16"	9101	Phillips Screwdriver #2	
36-12mm	12 Pt. Deep Metric Socket	12mm	4324	Special 8 Pt. Standard Socket	3/4"	9103	Phillips Screwdriver #0 - 1-1/2"	
36-13mm	12 Pt. Deep Metric Socket	13mm	4328	Special 8 Pt. Standard Socket	7/8"	9104	Phillips Screwdriver #1 - 3"	
36-14mm	12 Pt. Deep Metric Socket	14mm	4332	Special 8 Pt. Standard Socket	1"	9105	Phillips Screwdriver #2 - 4"	
36-15mm	12 Pt. Deep Metric Socket	15mm	4402	2" Extension		9106	Phillips Screwdriver #3 - 6"	
36-17mm	12 Pt. Deep Metric Socket	17mm	4405	5" Extension		9107	Phillips Screwdriver #1 - 6"	
36-19mm	12 Pt. Deep Metric Socket	19mm	4410	10" Extension		9108	Phillips Screwdriver #2 - 6"	
3612	12 Pt. Deep Socket	3/8"	4425	Ratchet - Long Handle		9109	Phillips Screwdriver #4 - 8"	
3614	12 Pt. Deep Socket	7/16"	4426	Ratchet, 10-1/2" Knurled Grip		9112	Cabinet Tip Screwdriver, 1/8" - 3"	
3616	12 Pt. Deep Socket	1/2"	4427	Flex Head Ratchet		9113	Cabinet Tip Screwdriver, 1/8" - 5"	
3618	12 Pt. Deep Socket	9/16"	4435	Flex Handle				



Master Set Contents



Part No. Description

9114	Cabinet Tip Screwdriver, 3/16" - 3"
9115	Cabinet Tip Screwdriver, 3/16" - 4"
9117	Cabinet Tip Screwdriver, 3/16" - 8"
9122	Round Shank Screwdriver, 1/4" - 1-1/2"
9132	Square Shank Screwdriver, 1/4" - 4"
9133	Square Shank Screwdriver, 1/4" - 6"
9134	Square Shank Screwdriver, 5/16" - 6"
9135	Square Shank Standard Tip, 3/8" - 8"
9137	Square Standard Tip 3/8" - 12"
9181	Two-in-One Flip Screwdriver w/Pocket Clip #1 Phillips and 5/32" Slotted Blades. OAL 4-3/4"
9184	Offset Screwdriver, 5/16"
9186	Offset Screwdriver,#1 x #2
9220	Hollow Shaft Nut Driver, 3/16"
9221	Hollow Shaft Nut Driver, 7/32"
9222	Hollow Shaft Nut Driver, 1/4"
9223	Hollow Shaft Nut Driver, 9/32"
9224	Hollow Shaft Nut Driver, 5/16"
9225	Hollow Shaft Nut Driver, 11/32"
9226	Hollow Shaft Nut Driver, 3/8"
9227	Hollow Shaft Nut Driver, 7/16"
9228	Hollow Shaft Nut Driver, 1/2"
9229	Hollow Shaft Nut Driver, 9/16"
9230	Hollow Shaft Nut Driver, 5/8"
9381	Ratcheting Box Wrench, 6 Pt., 1/4" x 5/16"
9382	Ratcheting Box Wrench, 6 Pt., 3/8" x 7/16"
9383	Ratcheting Box Wrench, 6 Pt., 1/2" x 9/16"
9384	Ratcheting Box Wrench, 12 Pt., 5/8" x 11/16"
9386	Ratcheting Box Wrench, 12 Pt., 3/4" x 7/16"
9416	Metric Ratcheting Box Wrench, 6 Pt. Rev., 7mm x 8mm
9417	Metric Ratcheting Box Wrench, 6 Pt. Rev., 9mm x 10mm
9418	Metric Ratcheting Box Wrench, 6 Pt., 11mm x 12mm
9419	Metric Ratcheting Box Wrench, 6 Pt., 13mm x 14mm
9421	Metric Ratcheting Box Wrench, 12 Pt., 15mm x 17mm
9R31010	Ridgid Pipe Wrench, 10"
9R31020	Ridgid Pipe Wrench, 14"
9R31025	Ridgid Pipe Wrench, 18"
9471	Stripper/Crimper/Cutter, 10-20 AWG
9481	Gasket Scraper, Blade Width 1-1/2"
9488	Flexible Scraper Blade, 1-1/4"
9506	Tape Measure, 12' x 3/4"
9520	Hacksaw
9526	Utility Knife
9535	Magnetic Pick-up Tool
9538	Center Punch, 3/8" x 5"
9539	Center Punch, 1/2" x 6"
9553	Starter Punch, 1/8" x 5"
9555	Starter Punch, 5/32" x 6"
9556	Starter Punch, 3/16" x 5"
9557	Starter Punch, 1/4" x 5"
9558	Starter Punch, 5/16" x 6"
9563	Prick Punch, 5/16" x 4-1/4"
9576	Punch Bar, 5/8" x 18"
9581	Line-Up Punch, 1/8" x 8"
9583	Line-Up Punch, 3/16" x 10"
9584	Line-Up Punch, 1/4" x 12"
9591	Pin Punch, 3/32" x 4-1/2"
9592	Pin Punch, 1/8" x 4-3/4"
9593	Pin Punch, 5/32" x 5"
9594	Pin Punch, 3/16" x 5-1/4"
9595	Pin Punch, 7/32" x 5-1/2"
9596	Pin Punch, 1/4" x 5-3/4"
9600	Cold Chisel, 1/4" x 5"
9601	Cold Chisel, 5/16" x 5"
9602	Cold Chisel, 3/8" x 5-1/2"
9603	Cold Chisel, 1/2" x 6"
9604	Cold Chisel, 5/8" x 6-1/2"
9605	Cold Chisel, 3/4" x 7"
9606	Cold Chisel, 7/8" x 7-1/2"
9607	Cold Chisel, 1" x 8"
9609	Cold Chisel, 3/4" x 12"
9685	Punch & Chisel Holder
9702	Rectangular Inspection Mirror, 2-1/8" x 3-1/2", 11-1/2" x 15-1/2" Long
9AC06	Adjustable Wrench, 6"
9AC08	Adjustable Wrench, 8"
9AC10	Adjustable Wrench, 10"
9AC12	Adjustable Wrench, 12"
9AC15	Adjustable Wrench, 15"

Part No. Description

9C317	Long Nose Pliers w/Side Cutter, 7-1/2"
9C326	Long Nose Pliers w/Side Cutter, 6"
9C337	Pliers, Lap Joint
9C348	Linesman Pliers, Round Nose, 8"
9C357	Pliers, End Cutting
9C386	Long Nose Pliers, Curved w/Serrated Jaws, 6"
9C424	Tongue and Groove Pliers, 4-1/2"
9C426	Tongue and Groove Pliers, 6-1/2"
9C430	Tongue and Groove Pliers, 10"
9C436	Pliers, Box Joint
9C460	Tongue and Groove Pliers, 16"
9C526	Slip Joint Pliers Wire Cutting Shear, 6"
9C537	Slip Joint Pliers, 7"
9C718	Duck Bill Needle Nose, 7"
9G95202	Screw Extractor Set - 5 Pieces
9H1265K	Snap Ring Plier Set - 3 Pieces
9M472	Pinch Bar, 3/4" x 24"
9M482	Rolling Head Pry Bar, 1/2" x 16"
9M483	Rolling Head Pry Bar, 5/8" x 18"
9P77S	Metal Cutting Snips - Straight, 7"
9P6716L	Aviation Snips, Cuts Left, Red, 10"
9V10CR	Curved Jaw Locking Pliers, 10"
9V20R	Locking Chain Clamp Rigid Pipe Wrench, 11"
9V6LN	Long Nose Locking Pliers, 6"
9V7R	Straight Jaw Locking Pliers, 7"
9E98010	Hex Key Set, Short Arm - 13 Pieces
9E98050	Hex Key Set, Long Arm Metric - 9 Pieces
WT1315	Roller Cabinet, 14 Drawers, 42"
WT1320	Top Chest, 11 Drawers, 42"





Mega Fractional Master Set—1/4", 3/8", 1/2" & 3/4" Drives

Set No. 101 –
447 Pieces including WT710
Ten Drawer Chest & WT796
Eight Drawer Roller Cabinet

Set No. 102 –
445 Pieces
(Tools Only - Cabinets Not Included)

See Page 17 for photograph.

Part No.	Description	Size	Part No.	Description	Size	Part No.	Description	Size
FLAT WRENCHES			2011	6 Pt. Standard Socket	11/32"	3262	Standard Screwdriver Socket with Bit	3/8"
1012	3/8" Drive Crowfoot Wrench	3/8"	2012	6 Pt. Standard Socket	3/8"	3265	Phillips Screwdriver Socket with Bit	#1
1014	3/8" Drive Crowfoot Wrench	7/16"	2014	6 Pt. Standard Socket	7/16"	3266	Phillips Screwdriver Socket with Bit	#2
1016	3/8" Drive Crowfoot Wrench	1/2"	2016	6 Pt. Standard Socket	1/2"	3267	Phillips Screwdriver Socket with Bit	#3
1018	3/8" Drive Crowfoot Wrench	9/16"	2202	Hex Bit Socket	1/16"	3268	Phillips Screwdriver Socket with Bit	#4
1020	3/8" Drive Crowfoot Wrench	5/8"	2203	Hex Bit Socket	5/64"	3308	Special 8 Pt. Standard Socket	1/4"
1022	3/8" Drive Crowfoot Wrench	11/16"	2204	Hex Bit Socket	3/32"	3310	Special 8 Pt. Standard Socket	5/16"
1024	3/8" Drive Crowfoot Wrench	3/4"	2205	Hex Bit Socket	7/64"	3312	Special 8 Pt. Standard Socket	3/8"
1026	3/8" Drive Crowfoot Wrench	13/16"	2206	Hex Bit Socket	1/8"	3314	Special 8 Pt. Standard Socket	7/16"
1028	3/8" Drive Crowfoot Wrench	7/8"	2207	Hex Bit Socket	9/64"	3316	Special 8 Pt. Standard Socket	1/2"
1032	3/8" Drive Crowfoot Wrench	1"	2208	Hex Bit Socket	5/32"	3318	Special 8 Pt. Standard Socket	9/16"
1108	Combination Wrench, 12 Pt.	1/4"	2210	Hex Bit Socket	3/16"	3320	Special 8 Pt. Standard Socket	5/8"
1110	Combination Wrench, 12 Pt.	5/16"	2212	Hex Bit Socket	7/32"	3322	Special 8 Pt. Standard Socket	11/16"
1112	Combination Wrench, 12 Pt.	3/8"	2214	Hex Bit Socket	1/4"	3324	Special 8 Pt. Standard Socket	3/4"
1114	Combination Wrench, 12 Pt.	7/16"	2218	Hex Bit Socket	5/16"	3326	Special 8 Pt. Standard Socket	13/16"
1116	Combination Wrench, 12 Pt.	1/2"	2308	Special 8 Pt. Standard Socket	1/4"	3328	Special 8 Pt. Standard Socket	7/8"
1118	Combination Wrench, 12 Pt.	9/16"	2310	Special 8 Pt. Standard Socket	5/16"	3402	1-1/2" Extension	
1120	Combination Wrench, 12 Pt.	5/8"	2312	Special 8 Pt. Standard Socket	3/8"	3403	3" Extension	
1122	Combination Wrench, 12 Pt.	11/16"	2506	6 Pt. Deep Socket	3/16"	3405	5" Extension	
1124	Combination Wrench, 12 Pt.	3/4"	2507	6 Pt. Deep Socket	7/32"	3408	8" Extension	
1126	Combination Wrench, 12 Pt.	13/16"	2508	6 Pt. Deep Socket	1/4"	3426	Ratchet	
1128	Combination Wrench, 12 Pt.	7/8"	2509	6 Pt. Deep Socket	9/32"	3435	Flex Handle	
1130	Combination Wrench, 12 Pt.	15/16"	2510	6 Pt. Deep Socket	5/16"	3443	Sliding T	
1132	Combination Wrench, 12 Pt.	1"	2511	6 Pt. Deep Socket	11/32"	3445	Speeder, 14-1/2"	
1134	Combination Wrench, 12 Pt.	1-1/16"	2512	6 Pt. Deep Socket	3/8"	3452	Adapter, 3/8" F x 1/4" M	
1136	Combination Wrench, 12 Pt.	1-1/8"	2514	6 Pt. Deep Socket	7/16"	3454	Adapter, 3/8" F x 1/2" M	
1140	Combination Wrench, 12 Pt.	1-1/4"	2516	6 Pt. Deep Socket	1/2"	3475	Universal	
1242	Combination Wrench, 12 Pt.	1-5/16"	2402	2" Extension		3612	12 Pt. Deep Socket	3/8"
1244	Combination Wrench, 12 Pt.	1-3/8"	2404	4" Extension		3614	12 Pt. Deep Socket	7/16"
1246	Combination Wrench, 12 Pt.	1-7/16"	2406	6" Extension		3616	12 Pt. Deep Socket	1/2"
1248	Combination Wrench, 12 Pt.	1-1/2"	2410	10" Extension		3618	12 Pt. Deep Socket	9/16"
1252	Combination Wrench, 12 Pt.	1-5/8"	2414	14" Extension		3620	12 Pt. Deep Socket	5/8"
1310	Open End Wrench	1/4" x 5/16"	2426	Ratchet		3622	12 Pt. Deep Socket	11/16"
1314	Open End Wrench	3/8" x 7/16"	2435	Flex Handle		3624	12 Pt. Deep Socket	3/4"
1316	Open End Wrench	7/8" x 1/2"	2441	Spinner		3626	12 Pt. Deep Socket	13/16"
1318	Open End Wrench	1/2" x 9/16"	2453	Adapter 1/4" F x 3/8" M		3628	12 Pt. Deep Socket	7/8"
1320	Open End Wrench	9/16" x 5/8"	2475	Universal		3630	12 Pt. Deep Socket	15/16"
1322	Open End Wrench	5/8" x 11/16"	13	Metal Box		3632	12 Pt. Deep Socket	1"
1326	Open End Wrench	3/4" x 13/16"	3/8" DRIVE SOCKETS & ATTACHMENTS			3712	12 Pt. Flex Socket	3/8"
1330	Open End Wrench	7/8" x 15/16"	3108	12 Pt. Standard Socket	1/4"	3714	12 Pt. Flex Socket	7/16"
1332	Open End Wrench	15/16" x 1"	3110	12 Pt. Standard Socket	5/16"	3716	12 Pt. Flex Socket	1/2"
1340	Open End Wrench	1-1/8" x 1-1/4"	3112	12 Pt. Standard Socket	3/8"	3718	12 Pt. Flex Socket	9/16"
1614	Flare Nut Wrench	3/8" x 7/16"	3114	12 Pt. Standard Socket	7/16"	3720	12 Pt. Flex Socket	5/8"
1618	Flare Nut Wrench	1/2" x 9/16"	3116	12 Pt. Standard Socket	1/2"	3722	12 Pt. Flex Socket	11/16"
1622	Flare Nut Wrench	5/8" x 11/16"	3118	12 Pt. Standard Socket	9/16"	3724	12 Pt. Flex Socket	3/4"
51012	12 Pt. Box Wrench - Modified Offset	5/16" x 3/8"	3120	12 Pt. Standard Socket	5/8"	1/2" DRIVE SOCKETS & ATTACHMENTS		
51416	12 Pt. Box Wrench - Modified Offset	7/16" x 1/2"	3122	12 Pt. Standard Socket	11/16"	4112	12 Pt. Standard Socket	3/8"
51820	12 Pt. Box Wrench - Modified Offset	9/16" x 5/8"	3124	12 Pt. Standard Socket	3/4"	4114	12 Pt. Standard Socket	7/16"
52224	12 Pt. Box Wrench - Modified Offset	11/16" x 3/4"	3126	12 Pt. Standard Socket	13/16"	4116	12 Pt. Standard Socket	1/2"
52628	12 Pt. Box Wrench - Modified Offset	13/16" x 7/8"	3128	12 Pt. Standard Socket	7/8"	4118	12 Pt. Standard Socket	9/16"
53032	12 Pt. Box Wrench - Modified Offset	15/16" x 1"	3130	12 Pt. Standard Socket	15/16"	4120	12 Pt. Standard Socket	5/8"
53436	12 Pt. Box Wrench - Modified Offset	1-1/16" x 1-1/8"	3132	12 Pt. Standard Socket	1"	4122	12 Pt. Standard Socket	11/16"
1/4" DRIVE SOCKETS & ATTACHMENTS			3204	Hex Bit Socket	1/8"	4124	12 Pt. Standard Socket	3/4"
2005	6 Pt. Standard Socket	5/32"	3205	Hex Bit Socket	5/32"	4126	12 Pt. Standard Socket	13/16"
2006	6 Pt. Standard Socket	3/16"	3206	Hex Bit Socket	3/16"	4128	12 Pt. Standard Socket	7/8"
2007	6 Pt. Standard Socket	7/32"	3207	Hex Bit Socket	7/32"	4130	12 Pt. Standard Socket	15/16"
2008	6 Pt. Standard Socket	1/4"	3208	Hex Bit Socket	1/4"	4132	12 Pt. Standard Socket	1"
2009	6 Pt. Standard Socket	9/32"	3210	Hex Bit Socket	5/16"	4134	12 Pt. Standard Socket	1-1/16"
2010	6 Pt. Standard Socket	5/16"	3212	Hex Bit Socket	3/8"	4136	12 Pt. Standard Socket	1-1/8"
			3260	Standard Screwdriver Socket with Bit	1/4"	4138	12 Pt. Standard Socket	1-3/16"





Part No.	Description	Size	Part No.	Description	Part No.	Description	
4140	12 Pt. Standard Socket	1-1/4"	6168	12 Pt. Standard Socket	2-1/8"	9285	Torx T-47, 5/16" Hex x 1-1/8" Long
4142	12 Pt. Standard Socket	1-5/16"	6170	12 Pt. Standard Socket	2-3/16"	9286	Torx T-50, 5/16" Hex x 1-1/8" Long
4144	12 Pt. Standard Socket	1-3/8"	6172	12 Pt. Standard Socket	2-1/4"	9290	5/16" Hex x 3/8" Sq. Dr. Bit Holder
4146	12 Pt. Standard Socket	1-7/16"	6176	12 Pt. Standard Socket	2-3/8"	9424	Ratchet Box Wrench, 12 Pt. Offset Rev., 1/4" x 5/16"
4148	12 Pt. Standard Socket	1-1/2"	6400	Ratchet		9425	Ratchet Box Wrench, 12 Pt. Offset Rev., 3/8" x 7/16"
4208	Hex Bit Socket	1/4"	6403	3-1/2" Extension		9426	Ratchet Box Wrench, 12 Pt. Offset Rev., 1/2" x 9/16"
4210	Hex Bit Socket	5/16"	6408	8" Extension		9427	Ratchet Box Wrench, 12 Pt. Offset Rev., 5/8" x 11/16"
4212	Hex Bit Socket	3/8"	6416	16" Extension		9428	Ratchet Box Wrench, 12 Pt. Offset Rev., 3/4" x 7/8"
4214	Hex Bit Socket	7/16"	6435	Flex Handle		9471	Stripper/Crimper/Cutter 10-20 AWG
4216	Hex Bit Socket	1/2"	6443	Sliding T		9481	Gasket Scraper, Blade Width 1-1/2"
4218	Hex Bit Socket	9/16"	6475	Universal		9488	Flexible Scraper Blade, 1-1/4"
4220	Hex Bit Socket	5/8"	6900	Impact Adapter, 3/4" F x 1/2" M		9506	Tape Measure, 12' x 3/4"
4312	Special 8 Pt. Standard Socket	3/8"	6901	Impact Adapter, 3/4" F x 1" M		9520	Hacksaw
4314	Special 8 Pt. Standard Socket	7/16"				9521	Carbon Steel Blades - 10 Pieces
4316	Special 8 Pt. Standard Socket	1/2"				9526	Utility Knife
4318	Special 8 Pt. Standard Socket	9/16"				9530	Feeler Gauge
4320	Special 8 Pt. Standard Socket	5/8"				9535	Magnetic Pick-up Tool
4322	Special 8 Pt. Standard Socket	11/16"				9575	Pinch Bar, 1/2" x 4"
4324	Special 8 Pt. Standard Socket	3/4"				9577	Pinch Bar, 3/4" x 20"
4326	Special 8 Pt. Standard Socket	13/16"				9630	Spanner Wrench, Adj. Hook, Black 3/4" to 2", 1/8" Hook
4328	Special 8 Pt. Standard Socket	7/8"				9632	Spanner Wrench, Adj. Hook, Black 2" to 4-3/4", 3/16" Hook
4330	Special 8 Pt. Standard Socket	15/16"				9666	Master Punch & Chisel Kit - 24 Pieces
4332	Special 8 Pt. Standard Socket	1"				9685	Punch & Chisel Holder
4334	Special 8 Pt. Standard Socket	1-1/16"				9702	Rectangular Inspection Mirror, 2-1/8" x 3-1/2", 11-1/2" x 15-1/2" Long
4336	Special 8 Pt. Standard Socket	1-1/8"				9AC08	Adjustable Wrench, 8"
4340	Special 8 Pt. Standard Socket	1-1/4"				9AC10	Adjustable Wrench, 10"
4402	2" Extension					9AC12	Adjustable Wrench, 12"
4405	5" Extension					9AC15	Adjustable Wrench, 15"
4410	10" Extension					9C317	Long Nose Pliers w/Side Cutter, 7-1/2"
4420	20" Extension					9C318	Long Nose Pliers w/Side Cutter, 8"
4425	Ratchet - Long Handle					9C326	Long Nose Pliers w/Side Cutter, 6"
4426	Ratchet					9C348	Linesman Pliers, Round Nose, 8"
4435	Flex Handle					9C357	Pliers, End Cutting
4443	Sliding T					9C386	Long Nose Pliers, Curved w/Serrated Jaws, 6"
4445	Speeder					9C424	Tongue and Groove Pliers, 4-1/2"
4453	Adapter, 1/2" F x 3/8" M					9C430	Tongue and Groove Pliers, 10"
4475	Universal					9C440	Tongue and Groove Pliers, 12"
4478	Micro-Adjustable Torque Wrench, 30-250 Ft. Lbs.					9C447	Cutting Pliers, Curved Diagonal, Box Joint, 7-3/4"
4612	12 Pt. Deep Socket	3/8"				9C460	Tongue and Groove Pliers, 16"
4614	12 Pt. Deep Socket	7/16"				9C718	Duck Bill Needle Nose, 7"
4616	12 Pt. Deep Socket	1/2"				9G95202	Screw Extractor Set - 5 Pieces
4618	12 Pt. Deep Socket	9/16"				9H1234	Retaining Ring Pliers w/Replaceable Tips
4620	12 Pt. Deep Socket	5/8"				9M424	Rolling Head Pry Bar (Lady Slipper), 7/16" x 12"
4622	12 Pt. Deep Socket	11/16"				9M426	Rolling Head Pry Bar (Lady Slipper), 9/16" x 16"
4624	12 Pt. Deep Socket	3/4"				9V10WR	Curved Jaw Locking Pliers, w/Wire Cutter, 10"
4626	12 Pt. Deep Socket	13/16"				9V20R	Locking Chain Clamp Rigid Pipe Wrench, 11"
4628	12 Pt. Deep Socket	7/8"				9P6716S	Aviation Snips, Cuts Straight, Yellow, 10"
4630	12 Pt. Deep Socket	15/16"				9V6LN	Long Nose Locking Pliers, w/Wire Cutter, 6"
4632	12 Pt. Deep Socket	1"				9V7R	Straight Jaw Locking Pliers
4634	12 Pt. Deep Socket	1-1/16"				9E98010	Hex Key Set - 13 Pieces
4636	12 Pt. Deep Socket	1-1/8"					
4638	12 Pt. Deep Socket	1-3/16"					
4640	12 Pt. Deep Socket	1-1/4"					
4642	12 Pt. Deep Socket	1-5/16"					
4644	12 Pt. Deep Socket	1-3/8"					
4646	12 Pt. Deep Socket	1-7/16"					
4648	12 Pt. Deep Socket	1-1/2"					
3/4" DRIVE SOCKETS & ATTACHMENTS							
6124	12 Pt. Standard Socket	3/4"					
6126	12 Pt. Standard Socket	13/16"					
6128	12 Pt. Standard Socket	7/8"					
6130	12 Pt. Standard Socket	15/16"					
6132	12 Pt. Standard Socket	1"					
6134	12 Pt. Standard Socket	1-1/16"					
6136	12 Pt. Standard Socket	1-1/8"					
6138	12 Pt. Standard Socket	1-3/16"					
6140	12 Pt. Standard Socket	1-1/4"					
6142	12 Pt. Standard Socket	1-5/16"					
6144	12 Pt. Standard Socket	1-3/8"					
6146	12 Pt. Standard Socket	1-7/16"					
6148	12 Pt. Standard Socket	1-1/2"					
6150	12 Pt. Standard Socket	1-9/16"					
6152	12 Pt. Standard Socket	1-5/8"					
6154	12 Pt. Standard Socket	1-11/16"					
6156	12 Pt. Standard Socket	1-3/4"					
6158	12 Pt. Standard Socket	1-13/16"					
6160	12 Pt. Standard Socket	1-7/8"					
6164	12 Pt. Standard Socket	2"					
6166	12 Pt. Standard Socket	2-1/16"					
				SERVICE TOOLS			
			787	Miniature Combination Wrench Set, 10 Pieces			
			9010	Universal Wheel Hub Puller			
			9020	Stud Remover			
			9022	Rubber Mallet, 2-5/8" Head Dia. x 16-3/4" Length			
			9023	Dead Blow Hammer with Super Grip, 1 Lb.			
			9029	Brass Hammer with Super Grip, 2.5 Lbs.			
			9032	Soft Face Hammer, 37 oz., 1.75"			
			9040	Ball Peen Hammer, Fiberglass Handle, 8 Oz.			
			9042	Ball Peen Hammer, Fiberglass Handle, 16 Oz.			
			9045	Ball Peen Hammer, Fiberglass Handle, 32 Oz.			
			90404B	Deep Throat Forged Steel C-Clamp, Black Oxide, 4", 2 each			
			9101	Phillips Screwdriver #2 - 1-1/2"			
			9104	Phillips Screwdriver #1 - 3"			
			9105	Phillips Screwdriver #2 - 4"			
			9106	Phillips Screwdriver #3 - 6"			
			9109	Phillips Screwdriver #4 - 8"			
			9113	Cabinet Tip Screwdriver, 1/8" - 5"			
			9114	Cabinet Tip Screwdriver, 3/16" - 3"			
			9115	Cabinet Tip Screwdriver, 3/16" - 4"			
			9116	Cabinet Tip Screwdriver, 3/16" - 6"			
			9117	Cabinet Tip Screwdriver, 3/16" - 8"			
			9122	Round Shank Screwdriver, 1/4" Stubby			
			9123	Round Shank Screwdriver, 1/4" - 4"			
			9124	Round Shank Screwdriver, 1/4" - 6"			
			9125	Round Shank Screwdriver, 5/16" - 6"			
			9126	Round Shank Screwdriver, 3/8" - 8"			
			9132	Square Shank Screwdriver, 1/4" - 4"			
			9134	Square Shank Screwdriver, 5/16" - 6"			
			9135	Square Shank Standard Tip, 3/8" - 8"			
			9136	Square Shank Screwdriver 3/8" - 10"			
			9137	Square Shank Screwdriver 3/8" - 12"			
			9181	Two-in-One Flip Screwdriver w/Pocket Clip #1 Phillips and 5/32" Slotted Blades. OAL 4-3/4"			
			9184	Offset Screwdriver, 5/16"			
			9186	Offset Screwdriver, #1 x #2			
			9220	Hollow Shaft Nut Driver, 3/16"			
			9221	Hollow Shaft Nut Driver, 7/32"			
			9222	Hollow Shaft Nut Driver, 1/4"			
			9223	Hollow Shaft Nut Driver, 9/32"			
			9224	Hollow Shaft Nut Driver, 5/16"			
			9225	Hollow Shaft Nut Driver, 11/32"			
			9226	Hollow Shaft Nut Driver, 3/8"			
			9227	Hollow Shaft Nut Driver, 7/16"			
			9228	Hollow Shaft Nut Driver, 1/2"			
			9229	Hollow Shaft Nut Driver, 9/16"			
			9230	Hollow Shaft Nut Driver, 5/8"			
			9250	E-6 Torx Socket, 1/4" Dr. x 1" Long			
			9251	E-7 Torx Socket, 1/4" Dr. x 1" Long			
			9252	E-8 Torx Socket, 1/4" Dr. x 1" Long			
			9255	E-10 Torx Socket, 3/8" Dr. x 1-1/4" Long			
			9256	E-12 Torx Socket, 3/8" Dr. x 1-1/4" Long			
			9257	E-14 Torx Socket, 3/8" Dr. x 1-1/4" Long			
			9258	E-16 Torx Socket, 3/8" Dr. x 1-1/4" Long			
			9271	Torx T-8, 1/4" Hex x 1" Long			
			9272	Torx T-10, 1/4" Hex x 1" Long			
			9273	Torx T-15, 1/4" Hex x 1" Long			
			9274	Torx T-20, 1/4" Hex x 1" Long			
			9275	Torx T-25, 1/4" Hex x 1" Long			
			9276	Torx T-27, 1/4" Hex x 1" Long			
			9277	Torx T-30, 1/4" Hex x 1" Long			
			9280	1/4" Hex x 1/4" Square Drive Adapter			
			9281	6mm Ribe, 5/16" Hex x 1-1/8" Long			
			9282	Torx T-30, 5/16" Hex x 1-1/8" Long			
			9283	Torx T-40, 5/16" Hex x 1-1/8" Long			
			9284	Torx T-45, 5/16" Hex x 1-1/8" Long			



Master Fractional/Metric Set—1/4", 3/8", 1/2" & 3/4" Drives

Set No. 112 –
283 Pieces including WT814 Twelve
Drawer Chest & WT896 Eleven Drawer
Roller Cabinet

Set No. 113 –
281 Pieces
(Tools Only - Cabinets Not Included)

See Page 18 for photograph.

Part No.	Description	Size	Part No.	Description	Size	Part No.	Description	Size
FLAT WRENCHES			2511	6 Pt. Deep Socket	11/32"	3435	Flex Handle	
1012	3/8" Drive Crowfoot Wrench	3/8"	2512	6 Pt. Deep Socket	3/8"	3443	Sliding T	
1014	3/8" Drive Crowfoot Wrench	7/16"	2514	6 Pt. Deep Socket	7/16"	3445	Speeder, 14-1/2"	
1016	3/8" Drive Crowfoot Wrench	1/2"	2516	6 Pt. Deep Socket	1/2"	3452	Adapter, 3/8" F x 1/4" M	
1018	3/8" Drive Crowfoot Wrench	9/16"	2402	2" Extension		3454	Adapter, 3/8" F x 1/2" M	
1020	3/8" Drive Crowfoot Wrench	5/8"	2406	6" Extension		3475	Universal	
1022	3/8" Drive Crowfoot Wrench	11/16"	2426	Ratchet, 4-3/4" Contour Handle		3508	6 Pt. Deep Socket	1/4"
1024	3/8" Drive Crowfoot Wrench	3/4"	2430	Bar		3510	6 Pt. Deep Socket	5/16"
1026	3/8" Drive Crowfoot Wrench	13/16"	2435	Flex Handle		3512	6 Pt. Deep Socket	3/8"
1028	3/8" Drive Crowfoot Wrench	7/8"	2441	Spinner		3514	6 Pt. Deep Socket	7/16"
1032	3/8" Drive Crowfoot Wrench	1"	3/8" DRIVE SOCKETS & ATTACHMENTS			3516	6 Pt. Deep Socket	1/2"
11-07mm	Metric Combination Wrench, 12 Pt.	7mm	3008	6 Pt. Standard Socket	1/4"	3518	6 Pt. Deep Socket	9/16"
11-08mm	Metric Combination Wrench, 12 Pt.	8mm	3010	6 Pt. Standard Socket	5/16"	3520	6 Pt. Deep Socket	5/8"
11-09mm	Metric Combination Wrench, 12 Pt.	9mm	3012	6 Pt. Standard Socket	3/8"	3522	6 Pt. Deep Socket	11/16"
11-10mm	Metric Combination Wrench, 12 Pt.	10mm	3014	6 Pt. Standard Socket	7/16"	3524	6 Pt. Deep Socket	3/4"
11-11mm	Metric Combination Wrench, 12 Pt.	11mm	3016	6 Pt. Standard Socket	1/2"	3526	6 Pt. Deep Socket	13/16"
11-12mm	Metric Combination Wrench, 12 Pt.	12mm	3018	6 Pt. Standard Socket	9/16"	3528	6 Pt. Deep Socket	7/8"
11-13mm	Metric Combination Wrench, 12 Pt.	13mm	30-06mm	6 Pt. Standard Metric Socket	6mm	3530	6 Pt. Deep Socket	15/16"
11-14mm	Metric Combination Wrench, 12 Pt.	14mm	30-07mm	6 Pt. Standard Metric Socket	7mm	3532	6 Pt. Deep Socket	1"
11-15mm	Metric Combination Wrench, 12 Pt.	15mm	30-08mm	6 Pt. Standard Metric Socket	8mm	35-06mm	6 Pt. Deep Metric Socket	6mm
11-16mm	Metric Combination Wrench, 12 Pt.	16mm	30-09mm	6 Pt. Standard Metric Socket	9mm	35-07mm	6 Pt. Deep Metric Socket	7mm
11-17mm	Metric Combination Wrench, 12 Pt.	17mm	30-10mm	6 Pt. Standard Metric Socket	10mm	35-08mm	6 Pt. Deep Metric Socket	8mm
11-18mm	Metric Combination Wrench, 12 Pt.	18mm	30-11mm	6 Pt. Standard Metric Socket	11mm	35-09mm	6 Pt. Deep Metric Socket	9mm
11-19mm	Metric Combination Wrench, 12 Pt.	19mm	30-12mm	6 Pt. Standard Metric Socket	12mm	35-10mm	6 Pt. Deep Metric Socket	10mm
1108	Combination Wrench, 12 Pt.	1/4"	30-13mm	6 Pt. Standard Metric Socket	13mm	35-11mm	6 Pt. Deep Metric Socket	11mm
1110	Combination Wrench, 12 Pt.	5/16"	30-14mm	6 Pt. Standard Metric Socket	14mm	35-12mm	6 Pt. Deep Metric Socket	12mm
1112	Combination Wrench, 12 Pt.	3/8"	30-15mm	6 Pt. Standard Metric Socket	15mm	35-13mm	6 Pt. Deep Metric Socket	13mm
1114	Combination Wrench, 12 Pt.	7/16"	30-16mm	6 Pt. Standard Metric Socket	16mm	35-14mm	6 Pt. Deep Metric Socket	14mm
1116	Combination Wrench, 12 Pt.	1/2"	30-17mm	6 Pt. Standard Metric Socket	17mm	35-15mm	6 Pt. Deep Metric Socket	15mm
1118	Combination Wrench, 12 Pt.	9/16"	30-18mm	6 Pt. Standard Metric Socket	18mm	35-16mm	6 Pt. Deep Metric Socket	16mm
1120	Combination Wrench, 12 Pt.	5/8"	30-19mm	6 Pt. Standard Metric Socket	19mm	35-17mm	6 Pt. Deep Metric Socket	17mm
1122	Combination Wrench, 12 Pt.	11/16"	3120	12 Pt. Standard Socket	5/8"	35-18mm	6 Pt. Deep Metric Socket	18mm
1124	Combination Wrench, 12 Pt.	3/4"	3122	12 Pt. Standard Socket	11/16"	35-19mm	6 Pt. Deep Metric Socket	19mm
1126	Combination Wrench, 12 Pt.	13/16"	3124	12 Pt. Standard Socket	3/4"	3712	12 Pt. Flex Socket	3/8"
1128	Combination Wrench, 12 Pt.	7/8"	3126	12 Pt. Standard Socket	13/16"	3714	12 Pt. Flex Socket	7/16"
1130	Combination Wrench, 12 Pt.	15/16"	3128	12 Pt. Standard Socket	7/8"	3716	12 Pt. Flex Socket	1/2"
1132	Combination Wrench, 12 Pt.	1"	3130	12 Pt. Standard Socket	15/16"	3718	12 Pt. Flex Socket	9/16"
1134	Combination Wrench, 12 Pt.	1-1/16"	3132	12 Pt. Standard Socket	1"	3720	12 Pt. Flex Socket	5/8"
1136	Combination Wrench, 12 Pt.	1-1/8"	32-02mm	Metric Hex Bit Socket	2mm	3722	12 Pt. Flex Socket	11/16"
1140	Combination Wrench, 12 Pt.	1-1/4"	32-02.5mm	Metric Hex Bit Socket	2.5mm	3724	12 Pt. Flex Socket	3/4"
1310	Open End Wrench	1/4" x 5/16"	32-03mm	Metric Hex Bit Socket	3mm	1/2" DRIVE SOCKETS & ATTACHMENTS		
1314	Open End Wrench	3/8" x 7/16"	32-04mm	Metric Hex Bit Socket	4mm	4112	12 Pt. Standard Socket	3/8"
1318	Open End Wrench	1/2" x 9/16"	32-05mm	Metric Hex Bit Socket	5mm	4114	12 Pt. Standard Socket	7/16"
1322	Open End Wrench	5/8" x 11/16"	32-06mm	Metric Hex Bit Socket	6mm	4116	12 Pt. Standard Socket	1/2"
1326	Open End Wrench	3/4" x 13/16"	32-07mm	Metric Hex Bit Socket	7mm	4118	12 Pt. Standard Socket	9/16"
1330	Open End Wrench	7/8" x 15/16"	32-08mm	Metric Hex Bit Socket	8mm	4120	12 Pt. Standard Socket	5/8"
1/4" DRIVE SOCKETS & ATTACHMENTS			32-10mm	Metric Hex Bit Socket	10mm	4122	12 Pt. Standard Socket	11/16"
2005	6 Pt. Standard Socket	5/32"	3204	Hex Bit Socket	1/8"	4124	12 Pt. Standard Socket	3/4"
2006	6 Pt. Standard Socket	3/16"	3205	Hex Bit Socket	5/32"	4126	12 Pt. Standard Socket	13/16"
2007	6 Pt. Standard Socket	7/32"	3206	Hex Bit Socket	3/16"	4128	12 Pt. Standard Socket	7/8"
2008	6 Pt. Standard Socket	1/4"	3207	Hex Bit Socket	7/32"	4130	12 Pt. Standard Socket	15/16"
2009	6 Pt. Standard Socket	9/32"	3208	Hex Bit Socket	1/4"	4132	12 Pt. Standard Socket	1"
2010	6 Pt. Standard Socket	5/16"	3210	Hex Bit Socket	5/16"	4134	12 Pt. Standard Socket	1-1/16"
2011	6 Pt. Standard Socket	11/32"	3212	Hex Bit Socket	3/8"	4136	12 Pt. Standard Socket	1-1/8"
2012	6 Pt. Standard Socket	3/8"	3260	Standard Screwdriver Socket with Bit	1/4"	4140	12 Pt. Standard Socket	1-1/4"
2014	6 Pt. Standard Socket	7/16"	3262	Standard Screwdriver Socket with Bit	3/8"	4405	5" Extension	
2016	6 Pt. Standard Socket	1/2"	3266	Phillips Screwdriver Socket with Bit	#2	4410	10" Extension	
2308	Special 8 Pt. Standard Socket	1/4"	3267	Phillips Screwdriver Socket with Bit	#3	4420	20" Extension	
2310	Special 8 Pt. Standard Socket	5/16"	3268	Phillips Screwdriver Socket with Bit	#4	4426	Ratchet, 10-1/2" Series 400, Knurled Grip	
2312	Special 8 Pt. Standard Socket	3/8"	3403	3" Extension		4435	Flex Handle	
2506	6 Pt. Deep Socket	3/16"	3405	5" Extension		4445	Speeder	
2508	6 Pt. Deep Socket	1/4"	3412	12" Extension		4453	Adapter, 1/2" F x 3/8" M	
2509	6 Pt. Deep Socket	9/32"	3426	Ratchet, 7" Contour Grip		4475	Universal	
2510	6 Pt. Deep Socket	5/16"	3427	Flex Head Ratchet, 9-11/16" Knurled Steel Grip		4612	12 Pt. Deep Socket	3/8"





Part No. Description Size

4614	12 Pt. Deep Socket	7/16"
4616	12 Pt. Deep Socket	1/2"
4618	12 Pt. Deep Socket	9/16"
4620	12 Pt. Deep Socket	5/8"
4622	12 Pt. Deep Socket	11/16"
4624	12 Pt. Deep Socket	3/4"
4626	12 Pt. Deep Socket	13/16"
4628	12 Pt. Deep Socket	7/8"
4630	12 Pt. Deep Socket	15/16"
4632	12 Pt. Deep Socket	1"
4634	12 Pt. Deep Socket	1-1/16"
4636	12 Pt. Deep Socket	1-1/8"
4638	12 Pt. Deep Socket	1-3/16"
4640	12 Pt. Deep Socket	1-1/4"

3/4" DRIVE SOCKETS & ATTACHMENTS

6128	12 Pt. Standard Socket	7/8"
6130	12 Pt. Standard Socket	15/16"
6132	12 Pt. Standard Socket	1"
6134	12 Pt. Standard Socket	1-1/16"
6136	12 Pt. Standard Socket	1-1/8"
6140	12 Pt. Standard Socket	1-1/4"
6142	12 Pt. Standard Socket	1-5/16"
6144	12 Pt. Standard Socket	1-3/8"
6146	12 Pt. Standard Socket	1-7/16"
6148	12 Pt. Standard Socket	1-1/2"
6152	12 Pt. Standard Socket	1-5/8"
6154	12 Pt. Standard Socket	1-11/16"
6156	12 Pt. Standard Socket	1-3/4"
6158	12 Pt. Standard Socket	1-13/16"
6160	12 Pt. Standard Socket	1-7/8"
6164	12 Pt. Standard Socket	2"
6400	Ratchet	
6408	8" Extension	
6435	Flex Handle	

SERVICE TOOLS

787	Miniature Combination Wrench Set, 10 Pieces
798	Miniature Combination Wrench Set, 7/32" - 7/16", 8 Pieces
9030	Soft Face Hammer
9042	Ball Peen Hammer, Fiberglass Handle, 16 Oz.
9105	Phillips Screwdriver #2 - 4"
9106	Phillips Screwdriver #3 - 6"
9123	Round Shank Screwdriver, 1/4" - 4"
9125	Round Shank Screwdriver, 5/16" - 6"
9126	Round Shank Screwdriver, 3/8" - 8"
9132	Square Shank Screwdriver, 1/4" - 4"
9134	Square Shank Screwdriver, 5/16" - 6"
9136	Square Shank Screwdriver, 3/8" - 10"
9181	Two-in-One Flip Screwdriver w/Pocket Clip #1 Phillips and 5/32" Slotted Blades. OAL 4-3/4"
9184	Offset Screwdriver, 5/16"
9186	Offset Screwdriver, #1 x #2
9481	Gasket Scraper
9520	Hacksaw
9536	Center Punch, 1/4"
9556	Starter Punch, 3/16" x 5"
9576	Punch Bar, 5/8" x 18"
9594	Pin Punch, 3/16" x 5-1/4"
9602	Cold Chisel, 3/8" x 5-1/2"
9604	Cold Chisel, 5/8" x 6-1/2"
9685	Punch & Chisel Holder
9702	Rectangular Inspection Mirror, 2-1/8" x 3-1/2"
9AC10	Adjustable Wrench, Chrome, 10"
9C326	Long Nose Pliers w/Side Cutter, 6"
9C430	Tongue and Groove Pliers, (Channellock #430G), 10"
9C437	Pliers, Box Joint (Channellock #326G), 6"
9C526	Slip Joint Pliers Wire Cutting Shear, (Channellock #526G), 6"
9E98010	Hex Key Set, Short Arm - 13 Pieces 11-1/2" x 15-1/2" Long





Master Maintenance Set—1/4", 3/8" & 1/2" Drives

Set No. 121 –
374 Pieces including WT814 Twelve
Drawer Chest & WT896 Eleven Drawer
Roller Cabinet

Set No. 122 –
372 Pieces
(Tools Only - Cabinets Not Included)

See Page 19 for photograph.

Part No.	Description	Size	Part No.	Description	Size	Part No.	Description	Size
FLAT WRENCHES			2010	6 Pt. Standard Socket	5/16"	3207	Hex Bit Socket	7/32"
1012	3/8" Drive Crowfoot Wrench	3/8"	2011	6 Pt. Standard Socket	11/32"	3208	Hex Bit Socket	1/4"
1014	3/8" Drive Crowfoot Wrench	7/16"	2012	6 Pt. Standard Socket	3/8"	3210	Hex Bit Socket	5/16"
1016	3/8" Drive Crowfoot Wrench	1/2"	2014	6 Pt. Standard Socket	7/16"	3212	Hex Bit Socket	3/8"
1018	3/8" Drive Crowfoot Wrench	9/16"	2016	6 Pt. Standard Socket	1/2"	3260	Standard Screwdriver Socket with Bit	1/4"
1020	3/8" Drive Crowfoot Wrench	5/8"	2118	12 Pt. Standard Socket	9/16"	3266	Phillips Screwdriver Socket with Bit	#2
1022	3/8" Drive Crowfoot Wrench	11/16"	2202	Hex Bit Socket	1/16"	3267	Phillips Screwdriver Socket with Bit	#3
1024	3/8" Drive Crowfoot Wrench	3/4"	2203	Hex Bit Socket	5/64"	3268	Phillips Screwdriver Socket with Bit	#4
1026	3/8" Drive Crowfoot Wrench	13/16"	2204	Hex Bit Socket	3/32"	3308	Special 8 Pt. Standard Socket	1/4"
1028	3/8" Drive Crowfoot Wrench	7/8"	2205	Hex Bit Socket	7/64"	3310	Special 8 Pt. Standard Socket	5/16"
1040	Combination Open End Flare Nut Wrench	3/8"	2206	Hex Bit Socket	1/8"	3312	Special 8 Pt. Standard Socket	3/8"
1042	Combination Open End Flare Nut Wrench	7/16"	2207	Hex Bit Socket	9/64"	3314	Special 8 Pt. Standard Socket	7/16"
1044	Combination Open End Flare Nut Wrench	1/2"	2208	Hex Bit Socket	5/32"	3316	Special 8 Pt. Standard Socket	1/2"
1046	Combination Open End Flare Nut Wrench	9/16"	2210	Hex Bit Socket	3/16"	3403	3" Extension	
1048	Combination Open End Flare Nut Wrench	5/8"	2212	Hex Bit Socket	7/32"	3405	5" Extension	
1050	Combination Open End Flare Nut Wrench	11/16"	2214	Hex Bit Socket	1/4"	3408	8" Extension	
1052	Combination Open End Flare Nut Wrench	3/4"	2218	Hex Bit Socket	5/16"	3410	3" Wobble Extension	
1110	Combination Wrench, 12 Pt.	5/16"	2260	Standard Screwdriver Socket with Bit (9204)	3/16"	3411	6" Wobble Extension	
1112	Combination Wrench, 12 Pt.	3/8"	2261	Standard Screwdriver Socket with Bit (9205)	1/4"	3412	12" Extension	
1114	Combination Wrench, 12 Pt.	7/16"	2263	Standard Screwdriver Socket with Bit	3/8"	3426	Ratchet, 7" Contour Grip	
1116	Combination Wrench, 12 Pt.	1/2"	2265	Phillips Screwdriver Socket with Bit. (9200)	#1	3427	Flex Head Ratchet, 9-11/16" Knurled Steel Grip	
1118	Combination Wrench, 12 Pt.	9/16"	2267	Long Phillips Screwdriver Socket with Bit (9202)	#1	3435	Flex Handle	
1120	Combination Wrench, 12 Pt.	5/8"	2308	Special 8 Pt. Standard Socket	1/4"	3443	Sliding T	
1122	Combination Wrench, 12 Pt.	11/16"	2310	Special 8 Pt. Standard Socket	5/16"	3445	Speeder, 14-1/2"	
1124	Combination Wrench, 12 Pt.	3/4"	2312	Special 8 Pt. Standard Socket	3/8"	3475	Universal	
1126	Combination Wrench, 12 Pt.	13/16"	2402	2" Extension		3508	6 Pt. Deep Socket	1/4"
1128	Combination Wrench, 12 Pt.	7/8"	2404	4" Extension		3510	6 Pt. Deep Socket	5/16"
1130	Combination Wrench, 12 Pt.	15/16"	2406	6" Extension		3612	12 Pt. Deep Socket	3/8"
1132	Combination Wrench, 12 Pt.	1"	2426	Ratchet		3614	12 Pt. Deep Socket	7/16"
1134	Combination Wrench, 12 Pt.	1-1/16"	2435	Flex Handle		3616	12 Pt. Deep Socket	1/2"
1136	Combination Wrench, 12 Pt.	1-1/8"	2442	Spinner w/female end		3618	12 Pt. Deep Socket	9/16"
1140	Combination Wrench, 12 Pt.	1-1/4"	2445	Speed Handle		3620	12 Pt. Deep Socket	5/8"
1310	Open End Wrench	1/4" x 5/16"	2475	Universal Joint		3622	12 Pt. Deep Socket	11/16"
1312	Open End Wrench	5/16" x 3/8"	2506	6 Pt. Deep Socket	3/16"	3624	12 Pt. Deep Socket	3/4"
1316	Open End Wrench	7/16" x 1/2"	2507	6 Pt. Deep Socket	7/32"	3626	12 Pt. Deep Socket	13/16"
1318	Open End Wrench	1/2" x 9/16"	2508	6 Pt. Deep Socket	1/4"	3628	12 Pt. Deep Socket	7/8"
1320	Open End Wrench	9/16" x 5/8"	2509	6 Pt. Deep Socket	9/32"	3630	12 Pt. Deep Socket	15/16"
1324	Open End Wrench	5/8" x 3/4"	2510	6 Pt. Deep Socket	5/16"	3632	12 Pt. Deep Socket	1"
1325	Open End Wrench	11/16" x 3/4"	2511	6 Pt. Deep Socket	11/32"	3712	12 Pt. Flex Socket	3/8"
1329	Open End Wrench	13/16" x 7/8"	2512	6 Pt. Deep Socket	3/8"	3714	12 Pt. Flex Socket	7/16"
1332	Open End Wrench	15/16" x 1"	2514	6 Pt. Deep Socket	7/16"	3716	12 Pt. Flex Socket	1/2"
1336	Open End Wrench	1-3/16" x 1-1/8"	2516	6 Pt. Deep Socket	1/2"	3718	12 Pt. Flex Socket	9/16"
1642	Ratcheting Flare Nut Wrench	3/8"	2618	12 Pt. Deep Socket	9/16"	3720	12 Pt. Flex Socket	5/8"
1644	Ratcheting Flare Nut Wrench	7/16"	2708	12 Pt. Standard Universal Socket	1/4"	3722	12 Pt. Flex Socket	11/16"
1646	Ratcheting Flare Nut Wrench	1/2"	2710	12 Pt. Standard Universal Socket	5/16"	3724	12 Pt. Flex Socket	3/4"
1648	Ratcheting Flare Nut Wrench	9/16"	2712	12 Pt. Standard Universal Socket	3/8"			
1650	Ratcheting Flare Nut Wrench	5/8"	2714	12 Pt. Standard Universal Socket	7/16"			
1652	Ratcheting Flare Nut Wrench	11/16"						
1654	Ratcheting Flare Nut Wrench	3/4"						
51012	12 Pt. Box Wrench - Modified Offset	5/16" x 3/8"	3/8" DRIVE SOCKETS & ATTACHMENTS					
51214	12 Pt. Box Wrench - Modified Offset	3/8" x 7/16"	3108	12 Pt. Standard Socket	1/4"	1/2" DRIVE SOCKETS & ATTACHMENTS		
51416	12 Pt. Box Wrench - Modified Offset	7/16" x 1/2"	3110	12 Pt. Standard Socket	5/16"	4112	12 Pt. Standard Socket	3/8"
51618	12 Pt. Box Wrench - Modified Offset	1/2" x 9/16"	3112	12 Pt. Standard Socket	3/8"	4114	12 Pt. Standard Socket	7/16"
51820	12 Pt. Box Wrench - Modified Offset	9/16" x 5/8"	3114	12 Pt. Standard Socket	7/16"	4116	12 Pt. Standard Socket	1/2"
52024	12 Pt. Box Wrench - Modified Offset	5/8" x 3/4"	3116	12 Pt. Standard Socket	1/2"	4118	12 Pt. Standard Socket	9/16"
52224	12 Pt. Box Wrench - Modified Offset	11/16" x 3/4"	3118	12 Pt. Standard Socket	9/16"	4119	12 Pt. Standard Socket	19/32"
52628	12 Pt. Box Wrench - Modified Offset	13/16" x 7/8"	3120	12 Pt. Standard Socket	5/8"	4120	12 Pt. Standard Socket	5/8"
53032	12 Pt. Box Wrench - Modified Offset	15/16" x 1"	3122	12 Pt. Standard Socket	11/16"	4122	12 Pt. Standard Socket	11/16"
53436	12 Pt. Box Wrench - Modified Offset	1-1/16" x 1-1/8"	3124	12 Pt. Standard Socket	3/4"	4124	12 Pt. Standard Socket	3/4"
			3126	12 Pt. Standard Socket	13/16"	4125	12 Pt. Standard Socket	25/32"
			3128	12 Pt. Standard Socket	7/8"	4126	12 Pt. Standard Socket	13/16"
			3130	12 Pt. Standard Socket	15/16"	4128	12 Pt. Standard Socket	7/8"
			3132	12 Pt. Standard Socket	1"	4129	12 Pt. Standard Socket	29/32"
			3204	Hex Bit Socket	1/8"	4130	12 Pt. Standard Socket	15/16"
			3205	Hex Bit Socket	5/32"	4132	12 Pt. Standard Socket	1"
			3206	Hex Bit Socket	3/16"	4134	12 Pt. Standard Socket	1-1/16"
						4136	12 Pt. Standard Socket	1-1/8"
						4138	12 Pt. Standard Socket	1-3/16"
						4140	12 Pt. Standard Socket	1-1/4"





Part No.	Description	Size	Part No.	Description	Size
4142	12 Pt. Standard Socket	1-5/16"	9224	Hollow Shaft Nut Driver, 5/16"	
4144	12 Pt. Standard Socket	1-3/8"	9225	Hollow Shaft Nut Driver, 11/32"	
4146	12 Pt. Standard Socket	1-7/16"	9226	Hollow Shaft Nut Driver, 3/8"	
4148	12 Pt. Standard Socket	1-1/2"	9227	Hollow Shaft Nut Driver, 7/16"	
4208	Hex Bit Socket	1/4"	9228	Hollow Shaft Nut Driver, 1/2"	
4210	Hex Bit Socket	5/16"	9229	Hollow Shaft Nut Driver, 9/16"	
4212	Hex Bit Socket	3/8"	9230	Hollow Shaft Nut Driver, 5/8"	
4214	Hex Bit Socket	7/16"	9381	Ratcheting Box Wrench, 6 Pt., 1/4" x 5/16"	
4216	Hex Bit Socket	1/2"	9382	Ratcheting Box Wrench, 6 Pt., 3/8" x 7/16"	
4218	Hex Bit Socket	9/16"	9383	Ratcheting Box Wrench, 6 Pt., 1/2" x 9/16"	
4220	Hex Bit Socket	5/8"	9384	Ratcheting Box Wrench, 12 Pt., 5/8" x 11/16"	
4312	Special 8 Pt. Standard Socket	3/8"	9386	Ratcheting Box Wrench, 12 Pt., 3/4" x 7/16"	
4314	Special 8 Pt. Standard Socket	7/16"	9R31005	Ridgid Pipe Wrench, 8"	
4316	Special 8 Pt. Standard Socket	1/2"	9R31010	Ridgid Pipe Wrench, 10"	
4318	Special 8 Pt. Standard Socket	9/16"	9R31020	Ridgid Pipe Wrench, 14"	
4320	Special 8 Pt. Standard Socket	5/8"	9471	Stripper/Crimper/Cutter, 10-20 AWG	
4322	Special 8 Pt. Standard Socket	11/16"	9488	Flexible Scraper Blade, 1-1/4"	
4324	Special 8 Pt. Standard Socket	3/4"	9506	Tape Measure, 12" x 3/4"	
4326	Special 8 Pt. Standard Socket	13/16"	9520	Hacksaw	
4328	Special 8 Pt. Standard Socket	7/8"	9526	Utility Knife	
4332	Special 8 Pt. Standard Socket	1"	9535	Magnetic Pick-up Tool	
4402	2" Extension		9537	Center Punch, 1/4" x 3-1/2"	
4405	5" Extension		9538	Center Punch, 3/8" x 5"	
4410	10" Extension		9539	Center Punch, 1/2" x 6"	
4425	Ratchet - Long Handle		9557	Starter Punch, 1/4" x 5"	
4426	Ratchet		9563	Prick Punch, 5/16" x 4-1/4"	
4427	Flex Head Ratchet		9576	Punch Bar, 5/8" x 18"	
4435	Flex Handle		9581	Line-Up Punch, 1/8" x 8"	
4443	Sliding T		9583	Line-Up Punch, 3/16" x 10"	
4445	Speeder		9584	Line-Up Punch, 1/4" x 12"	
4475	Universal		9592	Pin Punch, 1/8" x 4-3/4"	
4477	Micro-Adjustable Metal Handle Torque Wrench		9593	Pin Punch, 5/32" x 5"	
4616	12 Pt. Deep Socket	1/2"	9594	Pin Punch, 3/16" x 5-1/4"	
4618	12 Pt. Deep Socket	9/16"	9595	Pin Punch, 7/32" x 5-1/2"	
4620	12 Pt. Deep Socket	5/8"	9596	Pin Punch, 1/4" x 5-3/4"	
4622	12 Pt. Deep Socket	11/16"	9600	Cold Chisel, 1/4" x 5"	
4624	12 Pt. Deep Socket	3/4"	9601	Cold Chisel, 5/16" x 5"	
4626	12 Pt. Deep Socket	13/16"	9603	Cold Chisel, 1/2" x 6"	
4628	12 Pt. Deep Socket	7/8"	9604	Cold Chisel, 5/8" x 6-1/2"	
4630	12 Pt. Deep Socket	15/16"	9605	Cold Chisel, 3/4" x 7"	
4632	12 Pt. Deep Socket	1"	9606	Cold Chisel, 7/8" x 7-1/2"	
4634	12 Pt. Deep Socket	1-1/16"	9607	Cold Chisel, 1" x 8"	
4636	12 Pt. Deep Socket	1-1/8"	9685	Punch & Chisel Holder	
4640	12 Pt. Deep Socket	1-1/4"	9702	Rectangular Inspection Mirror, 2-1/8" x 3-1/2", 11-1/2" x 15-1/2" Long	
SERVICE TOOLS			9AC06	Adjustable Wrench, 6"	
787	Miniature Combination Wrench Set, 10 Pieces		9AC08	Adjustable Wrench, 8"	
798	Miniature Open End Wrench Set, 9 Pieces		9AC10	Adjustable Wrench, 10"	
9022	Rubber Mallet, 2-5/8" Head Dia. x 16-3/4" Length		9AC12	Adjustable Wrench, 12"	
9023	Dead Blow Hammer with Super Grip, 1 Lb.		9C317	Long Nose Pliers w/Side Cutter, 7-1/2"	
9040	Ball Peen Hammer, Fiberglass Handle, 8 Oz.		9C337	Pliers, Lap Joint	
9042	Ball Peen Hammer, Fiberglass Handle, 16 Oz.		9C349	Linesmen Pliers - Wiremaster	
9045	Ball Peen Hammer, Fiberglass Handle, 32 Oz.		9C357	Pliers, End Cutting	
90404B (2)	Deep Throat Forged Steel C-Clamp, Black Oxide, 4"		9C386	Long Nose Pliers, Curved w/Serrated Jaws, 6"	
9101	Phillips Screwdriver #2 - 1-1/2"		9C420	Tongue and Groove Pliers, 9-1/2"	
9103	Phillips Screwdriver #0 - 1-1/2"		9C424	Tongue and Groove Pliers, 4-1/2"	
9104	Phillips Screwdriver #1 - 3"		9C426	Tongue and Groove Pliers, 6-1/2"	
9105	Phillips Screwdriver #2 - 4"		9C436	Pliers, Box Joint	
9106	Phillips Screwdriver #3 - 6"		9C526	Slip Joint Pliers Wire Cutting Shear, 6"	
9107	Phillips Screwdriver #1 - 6"		9C537	Slip Joint Pliers, 16"	
9108	Phillips Screwdriver #2 - 6"		9C718	Duck Bill Needle Nose, 7"	
9109	Phillips Screwdriver #4 - 8"		9G85101	Screw Extractor, #1	
9112	Cabinet Tip Screwdriver, 1/8" - 3"		9G85102	Screw Extractor, #2	
9113	Cabinet Tip Screwdriver, 1/8" - 5"		9G85103	Screw Extractor, #3	
9114	Cabinet Tip Screwdriver, 3/16" - 3"		9G85104	Screw Extractor, #4	
9115	Cabinet Tip Screwdriver, 3/16" - 4"		9G85105	Screw Extractor, #5	
9117	Cabinet Tip Screwdriver, 3/16" - 8"		9H1221S	Retaining Ring Plier w/Adjustable Stop	
9122	Round Shank Screwdriver, 1/4" - 1-1/2"		9H1234	Retaining Ring Plier w/Replaceable Tips	
9132	Square Shank Screwdriver, 1/4" - 4"		9M472	Pinch Bar, 3/4" x 24"	
9134	Square Shank Screwdriver, 5/16" - 6"		9M482	Rolling Head Pry Bar, 1/2" x 16"	
9135	Square Shank Standard Tip, 3/8" - 8"		9M483	Rolling Head Pry Bar, 5/8" x 18"	
9137	Square Standard Tip 3/8" - 12"		9P77S	Metal Cutting Snips - Straight, 7"	
9181	Two-in-One Flip Screwdriver w/Pocket Clip #1 Phillips and 5/32" Slotted Blades. OAL 4-3/4"		9P6716S	Aviation Snips, Cuts Straight, Yellow, 10"	
9184	Offset Screwdriver, 5/16"		9V10CR	Curved Jaw Locking Pliers, 10"	
9186	Offset Screwdriver, #1 x #2		9V6LN	Long Nose Locking Pliers, w/Wire Cutter, 6"	
9220	Hollow Shaft Nut Driver, 3/16"		9V7R	Straight Jaw Locking Pliers	
9221	Hollow Shaft Nut Driver, 7/32"		9E98010	Hex Key Set, Short Arm - 13 Pieces	
9222	Hollow Shaft Nut Driver, 1/4"				
9223	Hollow Shaft Nut Driver, 9/32"				





Intermediate Set—1/4", 3/8", 1/2" & 3/4" Drives

Set No. 125 –
256 Pieces including WT796
Eight Drawer Roller Cabinet

Set No. 126 –
255 Pieces
(Tools Only - Cabinet Not Included)

See Page 20 for photograph.

Part No.	Description	Size	Part No.	Description	Size	Part No.	Description	Size
FLAT WRENCHES			2516	6 Pt. Deep Socket	1/2"	4435	Flex Handle	
1040	Combination Open End Flare Nut Wrench	3/8"	2618	12 Pt. Deep Socket	9/16"	4445	Speeder	
1042	Combination Open End Flare Nut Wrench	7/16"	3/8" DRIVE SOCKETS & ATTACHMENTS			4475	Universal	
1044	Combination Open End Flare Nut Wrench	1/2"	3112	12 Pt. Standard Socket	3/8"	4478	Micro-Adjustable Torque Wrench, 30-250 Ft. Lbs.	
1046	Combination Open End Flare Nut Wrench	9/16"	3114	12 Pt. Standard Socket	7/16"	4616	12 Pt. Deep Socket	1/2"
1048	Combination Open End Flare Nut Wrench	5/8"	3116	12 Pt. Standard Socket	1/2"	4618	12 Pt. Deep Socket	9/16"
1050	Combination Open End Flare Nut Wrench	11/16"	3118	12 Pt. Standard Socket	9/16"	4620	12 Pt. Deep Socket	5/8"
1052	Combination Open End Flare Nut Wrench	3/4"	3120	12 Pt. Standard Socket	5/8"	4622	12 Pt. Deep Socket	11/16"
1110	Combination Wrench, 12 Pt.	5/16"	3122	12 Pt. Standard Socket	11/16"	4624	12 Pt. Deep Socket	3/4"
1112	Combination Wrench, 12 Pt.	3/8"	3124	12 Pt. Standard Socket	3/4"	4626	12 Pt. Deep Socket	13/16"
1114	Combination Wrench, 12 Pt.	7/16"	3126	12 Pt. Standard Socket	13/16"	4628	12 Pt. Deep Socket	7/8"
1116	Combination Wrench, 12 Pt.	1/2"	3128	12 Pt. Standard Socket	7/8"	4630	12 Pt. Deep Socket	15/16"
1118	Combination Wrench, 12 Pt.	9/16"	3204	Hex Bit Socket	1/8"	4632	12 Pt. Deep Socket	1"
1120	Combination Wrench, 12 Pt.	5/8"	3205	Hex Bit Socket	5/32"	4634	12 Pt. Deep Socket	1-1/16"
1122	Combination Wrench, 12 Pt.	11/16"	3206	Hex Bit Socket	3/16"	4636	12 Pt. Deep Socket	1-1/8"
1124	Combination Wrench, 12 Pt.	3/4"	3207	Hex Bit Socket	7/32"	4640	12 Pt. Deep Socket	1-1/4"
1126	Combination Wrench, 12 Pt.	13/16"	3208	Hex Bit Socket	1/4"	3/4" DRIVE SOCKETS & ATTACHMENTS		
1128	Combination Wrench, 12 Pt.	7/8"	3210	Hex Bit Socket	5/16"	6128	12 Pt. Standard Socket	7/8"
1130	Combination Wrench, 12 Pt.	15/16"	3212	Hex Bit Socket	3/8"	6130	12 Pt. Standard Socket	15/16"
1132	Combination Wrench, 12 Pt.	1"	3308	Special 8 Pt. Standard Socket	1/4"	6132	12 Pt. Standard Socket	1"
1134	Combination Wrench, 12 Pt.	1-1/16"	3310	Special 8 Pt. Standard Socket	5/16"	6134	12 Pt. Standard Socket	1-1/16"
1136	Combination Wrench, 12 Pt.	1-1/8"	3312	Special 8 Pt. Standard Socket	3/8"	6136	12 Pt. Standard Socket	1-1/8"
1140	Combination Wrench, 12 Pt.	1-1/4"	3403	3" Extension		6140	12 Pt. Standard Socket	1-1/4"
1142	Combination Wrench, 12 Pt.	1-5/16"	3405	5" Extension		6142	12 Pt. Standard Socket	1-5/16"
1144	Combination Wrench, 12 Pt.	1-3/8"	3412	12" Extension		6144	12 Pt. Standard Socket	1-3/8"
1146	Combination Wrench, 12 Pt.	1-7/16"	3426	Ratchet, 7" Knurled Grip		6146	12 Pt. Standard Socket	1-7/16"
1148	Combination Wrench, 12 Pt.	1-1/2"	3435	Flex Handle		6148	12 Pt. Standard Socket	1-1/2"
1310	Open End Wrench	1/4" x 5/16"	3445	Speeder, 14-1/2"		6152	12 Pt. Standard Socket	1-5/8"
1312	Open End Wrench	3/8" x 5/16"	3475	Universal		6156	12 Pt. Standard Socket	1-3/4"
1316	Open End Wrench	7/8" x 1/2"	3612	12 Pt. Deep Socket	3/8"	6158	12 Pt. Standard Socket	1-13/16"
1318	Open End Wrench	1/2" x 9/16"	3614	12 Pt. Deep Socket	7/16"	6160	12 Pt. Standard Socket	1-7/8"
1320	Open End Wrench	9/16" x 5/8"	3616	12 Pt. Deep Socket	1/2"	6164	12 Pt. Standard Socket	2"
1324	Open End Wrench	5/8" x 3/4"	3618	12 Pt. Deep Socket	9/16"	6400	Ratchet	
1325	Open End Wrench	11/16" x 3/4"	3620	12 Pt. Deep Socket	5/8"	6408	8" Extension	
1329	Open End Wrench	13/16" x 7/8"	3622	12 Pt. Deep Socket	11/16"	6416	16" Extension	
1332	Open End Wrench	15/16" x 1"	3624	12 Pt. Deep Socket	3/4"	6435	Flex Handle	
1336	Open End Wrench	1-1/16" x 1-1/8"	3626	12 Pt. Deep Socket	13/16"	6443	Sliding T	
51214	12 Pt. Box Wrench - Modified Offset	3/8" x 7/16"	3628	12 Pt. Deep Socket	7/8"	SERVICE TOOLS		
51618	12 Pt. Box Wrench - Modified Offset	1/2" x 9/16"	3714	12 Pt. Flex Socket	7/16"	9023	Dead Blow Hammer with Super Grip, 1 Lb.	
52022	12 Pt. Box Wrench - Modified Offset	5/8" x 11/16"	3716	12 Pt. Flex Socket	1/2"	9029	Brass Hammer with Super Grip, 2.5 Lbs.	
52426	12 Pt. Box Wrench - Modified Offset	3/4" x 13/16"	3718	12 Pt. Flex Socket	9/16"	90404B	Deep Throat Forged Steel Body Clamps, 4", 2 each	
1/4" DRIVE SOCKETS & ATTACHMENTS			3720	12 Pt. Flex Socket	5/8"	9042	Ball Peen Hammer, Fiberglass Handle, 16 Oz.	
2006	6 Pt. Standard Socket	3/16"	3722	12 Pt. Flex Socket	11/16"	9045	Ball Peen Hammer, Fiberglass Handle, 32 Oz.	
2007	6 Pt. Standard Socket	7/32"	3724	12 Pt. Flex Socket	3/4"	9101	Phillips Screwdriver #2 - 1-1/2"	
2008	6 Pt. Standard Socket	1/4"	1/2" DRIVE SOCKETS & ATTACHMENTS			9103	Phillips Screwdriver #0 - 3"	
2009	6 Pt. Standard Socket	9/32"	4112	12 Pt. Standard Socket	3/8"	9104	Phillips Screwdriver #1 - 3"	
2010	6 Pt. Standard Socket	5/16"	4114	12 Pt. Standard Socket	7/16"	9105	Phillips Screwdriver #2 - 4"	
2011	6 Pt. Standard Socket	11/32"	4116	12 Pt. Standard Socket	1/2"	9108	Phillips Screwdriver #2 - 6"	
2012	6 Pt. Standard Socket	3/8"	4118	12 Pt. Standard Socket	9/16"	9109	Phillips Screwdriver #4 - 8"	
2014	6 Pt. Standard Socket	7/16"	4120	12 Pt. Standard Socket	5/8"	9122	Round Shank Screwdriver, 1/4" - 1-1/2"	
2016	6 Pt. Standard Socket	1/2"	4122	12 Pt. Standard Socket	11/16"	9132	Square Shank Screwdriver, 1/4" - 4"	
2118	12 Pt. Standard Socket	9/16"	4124	12 Pt. Standard Socket	3/4"	9133	Square Shank Screwdriver, 1/4" - 6"	
2402	2" Extension		4126	12 Pt. Standard Socket	13/16"	9134	Square Shank Screwdriver, 5/16" - 6"	
2406	6" Extension		4128	12 Pt. Standard Socket	7/8"	9135	Square Shank Standard Tip, 3/8" - 8"	
2435	Flex Handle		4130	12 Pt. Standard Socket	15/16"	9137	Square Standard Tip 3/8" - 12"	
2442	Spinner w/female end		4132	12 Pt. Standard Socket	1"	9181	Two-in-One Flip Screwdriver w/Pocket Clip	
2475	Universal Joint		4134	12 Pt. Standard Socket	1-1/16"	#1 Phillips and 5/32" Slotted Blades. OAL 4-3/4"		
2492	Ratchet 5-1/4"		4136	12 Pt. Standard Socket	1-1/8"	9184	Offset Screwdriver, 5/16"	
2506	6 Pt. Deep Socket	3/16"	4140	12 Pt. Standard Socket	1-1/4"	9186	Offset Screwdriver, #1 x #2	
2507	6 Pt. Deep Socket	7/32"	4216	Hex Bit Socket	1/2"	9220	Hollow Shaft Nut Driver, 3/16"	
2508	6 Pt. Deep Socket	1/4"	4218	Hex Bit Socket	9/16"	9221	Hollow Shaft Nut Driver, 7/32"	
2509	6 Pt. Deep Socket	9/32"	4220	Hex Bit Socket	5/8"	9222	Hollow Shaft Nut Driver, 1/4"	
2510	6 Pt. Deep Socket	5/16"	4402	2" Extension		9223	Hollow Shaft Nut Driver, 9/32"	
2511	6 Pt. Deep Socket	11/32"	4405	5" Extension		9224	Hollow Shaft Nut Driver, 5/16"	
2512	6 Pt. Deep Socket	3/8"	4410	10" Extension		9225	Hollow Shaft Nut Driver, 11/32"	
2514	6 Pt. Deep Socket	7/16"	4426	Ratchet, 10-1/2" Series 400, Knurled Grip		9226	Hollow Shaft Nut Driver, 3/8"	





Part No. Description

9381	Ratcheting Box Wrench, 6 Pt., 1/4" x 5/16"
9382	Ratcheting Box Wrench, 6 Pt., 3/8" x 7/16"
9383	Ratcheting Box Wrench, 6 Pt., 1/2" x 9/16"
9384	Ratcheting Box Wrench, 12 Pt., 5/8" x 11/16"
9386	Ratcheting Box Wrench, 12 Pt., 3/4" x 7/8"
9R31010	Ridgid Pipe Wrench, 10"
9R31020	Ridgid Pipe Wrench, 14"
9R31025	Ridgid Pipe Wrench, 18"
9471	Stripper/Crimper/Cutter, 10-20 AWG
9481	Gasket Scraper, Blade Width 1-1/2"
9506	Tape Measure, 12' x 3/4"
9520	Hacksaw
9526	Utility Knife
9538	Center Punch, 3/8" x 5"
9556	Starter Punch, 3/16" x 5"
9557	Starter Punch, 1/4" x 5"
9558	Starter Punch, 5/16" x 4-1/4"
9576	Punch Bar, 5/8" x 18"
9591	Pin Punch, 3/32" x 4-1/2"
9592	Pin Punch, 1/8" x 4-3/4"
9594	Pin Punch, 3/16" x 5-1/4"
9600	Cold Chisel, 1/4" x 5"
9602	Cold Chisel, 3/8" x 5-1/2"
9603	Cold Chisel, 1/2" x 6"
9613	Cold Chisel, 5/16"
9623	Round Nose Chisel, 5/16" x 6-1/4"
9685	Punch & Chisel Holder
9AC06	Adjustable Wrench, 6"
9AC08	Adjustable Wrench, 8"
9AC10	Adjustable Wrench, 10"
9AC12	Adjustable Wrench, 12"
9C317	Long Nose Pliers w/Side Cutter, 7-1/2"
9C326	Long Nose Pliers w/Side Cutter, 6"
9C337	Pliers, Lap Joint
9C347	Linesman Pliers, Round Nose, 7"
9C357	Pliers, End Cutting, 7"
9C386	Long Nose Pliers, Curved w/Serrated Jaws, 6"
9C430	Tongue and Groove Pliers, 10"
9C436	Pliers, Box Joint, 6"
9C460	Tongue and Groove Pliers, 16"
9C537	Slip Joint Pliers, 7"
9C718	Duck Bill Needle Nose, 7"
9G95202	Screw Extractor Set - 5 Pieces
9H1234	Retaining Ring Pliers w/Replaceable Tips
9M482	Rolling Head Pry Bar, 1/2" x 16"
9P6716L	Aviation Snips, Cuts Left, Red, 10"
9V10CR	Curved Jaw Locking Pliers, 10"
9V20R	Locking Chain Clamp Ridgid Pipe Wrench, 11"
9V7R	Straight Jaw Locking Pliers, 7"
9E88024	Hex Key Set, Short Arm, 11 Pieces in Pouch





Intermediate Set-1/4", 3/8" & 1/2" Drives

Set No. 130 –
220 Pieces including WT814 Twelve
Drawer Chest

Set No. 131 –
219 Pieces
(Tools Only - Cabinet Not Included)

See Page 21 for photograph.

Part No.	Description	Size	Part No.	Description	Size	Part No.	Description	Size
FLAT WRENCHES			3122	12 Pt. Standard Socket	11/16"	4628	12 Pt. Deep Socket	7/8"
1040	Combination Open End Flare Nut Wrench	3/8"	3124	12 Pt. Standard Socket	3/4"	4630	12 Pt. Deep Socket	15/16"
1042	Combination Open End Flare Nut Wrench	7/16"	3126	12 Pt. Standard Socket	13/16"	4632	12 Pt. Deep Socket	1"
1044	Combination Open End Flare Nut Wrench	1/2"	3128	12 Pt. Standard Socket	7/8"	4634	12 Pt. Deep Socket	1-1/16"
1046	Combination Open End Flare Nut Wrench	9/16"	3204	Hex Bit Socket	1/8"	4636	12 Pt. Deep Socket	1-1/8"
1048	Combination Open End Flare Nut Wrench	5/8"	3205	Hex Bit Socket	5/32"	4640	12 Pt. Deep Socket	1-1/4"
1050	Combination Open End Flare Nut Wrench	11/16"	3206	Hex Bit Socket	3/16"	SERVICE TOOLS		
1052	Combination Open End Flare Nut Wrench	3/4"	3207	Hex Bit Socket	7/32"	9023	Dead Blow Hammer with Super Grip, 1 Lb.	
1110	Combination Wrench, 12 Pt.	5/16"	3208	Hex Bit Socket	1/4"	90404B	Deep Throat Forged Steel Body Clamps, 2 each	
1112	Combination Wrench, 12 Pt.	3/8"	3210	Hex Bit Socket	5/16"	9042	Ball Peen Hammer, Fiberglass Handle, 16 Oz.	
1114	Combination Wrench, 12 Pt.	7/16"	3212	Hex Bit Socket	3/8"	9045	Ball Peen Hammer, Fiberglass Handle, 32 Oz.	
1116	Combination Wrench, 12 Pt.	1/2"	3308	Special 8 Pt. Standard Socket	1/4"	9101	Phillips Screwdriver #2 - 1-1/2"	
1118	Combination Wrench, 12 Pt.	9/16"	3310	Special 8 Pt. Standard Socket	5/16"	9103	Phillips Screwdriver #0 - 3"	
1120	Combination Wrench, 12 Pt.	5/8"	3312	Special 8 Pt. Standard Socket	3/8"	9104	Phillips Screwdriver #1 - 3"	
1122	Combination Wrench, 12 Pt.	11/16"	3403	3" Extension		9105	Phillips Screwdriver #2 - 4"	
1124	Combination Wrench, 12 Pt.	3/4"	3405	5" Extension		9106	Phillips Screwdriver #3 - 6"	
1126	Combination Wrench, 12 Pt.	13/16"	3412	12" Extension		9109	Phillips Screwdriver #4 - 8"	
1128	Combination Wrench, 12 Pt.	7/8"	3426	Ratchet, 7" Knurled Grip		9122	Round Shank Screwdriver, 1/4" - 1-1/2"	
1130	Combination Wrench, 12 Pt.	15/16"	3435	Flex Handle		9132	Square Shank Screwdriver, 1/4" - 4"	
1132	Combination Wrench, 12 Pt.	1"	3445	Speeder, 14-1/2"		9134	Square Shank Screwdriver, 5/16" - 6"	
1134	Combination Wrench, 12 Pt.	1-1/16"	3475	Universal		9135	Square Shank Standard Tip, 3/8" - 8"	
1136	Combination Wrench, 12 Pt.	1-1/8"	3612	12 Pt. Deep Socket	3/8"	9137	Square Standard Tip 3/8" - 12"	
1140	Combination Wrench, 12 Pt.	1-1/4"	3614	12 Pt. Deep Socket	7/16"	9181	Two-in-One Flip Screwdriver w/Pocket Clip	
1310	Open End Wrench	1/4" x 5/16"	3616	12 Pt. Deep Socket	1/2"		#1 Phillips and 5/32" Slotted Blades. OAL 4-3/4"	
1312	Open End Wrench	3/8" x 5/16"	3618	12 Pt. Deep Socket	9/16"	9184	Offset Screwdriver, 5/16"	
1316	Open End Wrench	7/8" x 1/2"	3620	12 Pt. Deep Socket	5/8"	9186	Offset Screwdriver, #1 x #2	
1318	Open End Wrench	1/2" x 9/16"	3622	12 Pt. Deep Socket	11/16"	9220	Hollow Shaft Nut Driver, 3/16"	
1320	Open End Wrench	9/16" x 5/8"	3624	12 Pt. Deep Socket	3/4"	9221	Hollow Shaft Nut Driver, 7/32"	
1324	Open End Wrench	5/8" x 3/4"	3626	12 Pt. Deep Socket	13/16"	9222	Hollow Shaft Nut Driver, 1/4"	
1325	Open End Wrench	11/16" x 3/4"	3628	12 Pt. Deep Socket	7/8"	9223	Hollow Shaft Nut Driver, 9/32"	
1329	Open End Wrench	13/16" x 7/8"	3714	12 Pt. Flex Socket	7/16"	9224	Hollow Shaft Nut Driver, 5/16"	
1332	Open End Wrench	15/16" x 1"	3716	12 Pt. Flex Socket	1/2"	9225	Hollow Shaft Nut Driver, 11/32"	
1336	Open End Wrench	1-1/16" x 1-1/8"	3718	12 Pt. Flex Socket	9/16"	9226	Hollow Shaft Nut Driver, 3/8"	
1/4" DRIVE SOCKETS & ATTACHMENTS			3720	12 Pt. Flex Socket	5/8"	9381	Ratcheting Box Wrench, 6 Pt., 1/4" x 5/16"	
2006	6 Pt. Standard Socket	3/16"	3724	12 Pt. Flex Socket	3/4"	9382	Ratcheting Box Wrench, 6 Pt., 3/8" x 7/16"	
2007	6 Pt. Standard Socket	7/32"	1/2" DRIVE SOCKETS & ATTACHMENTS			9383	Ratcheting Box Wrench, 6 Pt., 1/2" x 9/16"	
2008	6 Pt. Standard Socket	1/4"	4112	12 Pt. Standard Socket	3/8"	9384	Ratcheting Box Wrench, 12 Pt., 5/8" x 11/16"	
2009	6 Pt. Standard Socket	9/32"	4114	12 Pt. Standard Socket	7/16"	9386	Ratcheting Box Wrench, 12 Pt., 3/4" x 7/8"	
2010	6 Pt. Standard Socket	5/16"	4116	12 Pt. Standard Socket	1/2"	9R31010	Ridgid Pipe Wrench, 10"	
2011	6 Pt. Standard Socket	11/32"	4118	12 Pt. Standard Socket	9/16"	9471	Stripper/Crimper/Cutter, 10-20 AWG	
2012	6 Pt. Standard Socket	3/8"	4120	12 Pt. Standard Socket	5/8"	9481	Gasket Scraper, Blade Width 1-1/2"	
2014	6 Pt. Standard Socket	7/16"	4122	12 Pt. Standard Socket	11/16"	9506	Tape Measure, 12' x 3/4"	
2016	6 Pt. Standard Socket	1/2"	4124	12 Pt. Standard Socket	3/4"	9520	Hacksaw	
2118	12 Pt. Standard Socket	9/16"	4126	12 Pt. Standard Socket	13/16"	9526	Utility Knife	
2402	2" Extension		4128	12 Pt. Standard Socket	7/8"	9538	Center Punch, 3/8" x 5"	
2406	6" Extension		4130	12 Pt. Standard Socket	15/16"	9556	Starter Punch, 3/16" x 5"	
2426	Ratchet, 4-3/4"		4132	12 Pt. Standard Socket	1"	9557	Starter Punch, 1/4" x 5"	
2435	Flex Handle		4134	12 Pt. Standard Socket	1-1/16"	9558	Starter Punch, 5/16" x 4-1/4"	
2442	Spinner w/female end		4136	12 Pt. Standard Socket	1-1/8"	9576	Punch Bar, 5/8" x 18"	
2475	Universal Joint		4140	12 Pt. Standard Socket	1-1/4"	9591	Pin Punch, 3/32" x 4-1/2"	
2506	6 Pt. Deep Socket	3/16"	4216	Hex Bit Socket	1/2"	9592	Pin Punch, 1/8" x 4-3/4"	
2507	6 Pt. Deep Socket	7/32"	4218	Hex Bit Socket	9/16"	9594	Pin Punch, 3/16" x 5-1/4"	
2508	6 Pt. Deep Socket	1/4"	4220	Hex Bit Socket	5/8"	9600	Cold Chisel, 1/4" x 5"	
2509	6 Pt. Deep Socket	9/32"	4402	2" Extension		9602	Cold Chisel, 3/8" x 5-1/2"	
2510	6 Pt. Deep Socket	5/16"	4405	5" Extension		9603	Cold Chisel, 1/2" x 6"	
2511	6 Pt. Deep Socket	11/32"	4410	10" Extension		9613	Cape Chisel, 5/16"	
2512	6 Pt. Deep Socket	3/8"	4426	Ratchet, 10-1/2" Series 400, Knurled Grip		9623	Round Nose Chisel, 5/16"	
2514	6 Pt. Deep Socket	7/16"	4435	Flex Handle		9685	Punch & Chisel Holder	
2516	6 Pt. Deep Socket	1/2"	4445	Speeder		9AC06	Adjustable Wrench, 6"	
2618	12 Pt. Deep Socket	9/16"	4475	Universal		9AC08	Adjustable Wrench, 8"	
3/8" DRIVE SOCKETS & ATTACHMENTS			4616	12 Pt. Deep Socket	1/2"	9AC10	Adjustable Wrench, 10"	
3112	12 Pt. Standard Socket	3/8"	4618	12 Pt. Deep Socket	9/16"	9C326	Long Nose Pliers w/Side Cutter, 6"	
3114	12 Pt. Standard Socket	7/16"	4620	12 Pt. Deep Socket	5/8"	9C337	Pliers, Lap Joint	
3116	12 Pt. Standard Socket	1/2"	4622	12 Pt. Deep Socket	11/16"	9C349	Linesman Pliers, Wiremaster	
3118	12 Pt. Standard Socket	9/16"	4624	12 Pt. Deep Socket	3/4"	9C357	Pliers, End Cutting	
3120	12 Pt. Standard Socket	5/8"	4626	12 Pt. Deep Socket	13/16"	9C386	Long Nose Pliers, Curved w/Serrated Jaws, 6"	





Part No. Description

9C430	Tongue and Groove Pliers, 10"
9C436	Pliers, Box Joint
9C537	Slip Joint Pliers, 16"
9C718	Duck Bill Needle Nose, 7"
9H1221S	Retaining Ring Pliers w/Adj. Stop & Replaceable tips
9H1234	Retaining Ring Plier w/Replaceable Tips
9V7R	Straight Jaw Locking Pliers, 7"
9V10CR	Curved Jaw Locking Pliers, 10"
9P6716L	Aviation Snips, Cuts Left, Red, 10"
9E88024	Hex Key Set, Short Arm, 11 Pieces in Pouch
9G95202	Screw Extractor Set - 5 Pieces
9M482	Rolling Head Pry Bar, 1/2" x 16"





General Maintenance Set—1/4", 3/8" & 1/2" Drives

Set No. 135 –
135 Pieces including WT523
Three Drawer Chest

Set No. 136 –
134 Pieces
(Tools Only - Cabinet Not Included)

See Page 22 for photograph.

Part No.	Description	Size	Part No.	Description	Size
FLAT WRENCHES			3524	6 Pt. Deep Socket	3/4"
1112	Combination Wrench, 12 Pt.	3/8"	3526	6 Pt. Deep Socket	13/16"
1114	Combination Wrench, 12 Pt.	7/16"	3528	6 Pt. Deep Socket	7/8"
1116	Combination Wrench, 12 Pt.	1/2"	1/2" DRIVE SOCKETS & ATTACHMENTS		
1118	Combination Wrench, 12 Pt.	9/16"	4112	12 Pt. Standard Socket	3/8"
1120	Combination Wrench, 12 Pt.	5/8"	4114	12 Pt. Standard Socket	7/16"
1122	Combination Wrench, 12 Pt.	11/16"	4116	12 Pt. Standard Socket	1/2"
1124	Combination Wrench, 12 Pt.	3/4"	4118	12 Pt. Standard Socket	9/16"
1126	Combination Wrench, 12 Pt.	13/16"	4120	12 Pt. Standard Socket	5/8"
1128	Combination Wrench, 12 Pt.	7/8"	4122	12 Pt. Standard Socket	11/16"
1130	Combination Wrench, 12 Pt.	15/16"	4124	12 Pt. Standard Socket	3/4"
1132	Combination Wrench, 12 Pt.	1"	4126	12 Pt. Standard Socket	13/16"
1134	Combination Wrench, 12 Pt.	1-1/16"	4128	12 Pt. Standard Socket	7/8"
1136	Combination Wrench, 12 Pt.	1-1/8"	4130	12 Pt. Standard Socket	15/16"
1140	Combination Wrench, 12 Pt.	1-1/4"	4132	12 Pt. Standard Socket	1"
1310	Open End Wrench	1/4" x 5/16"	4134	12 Pt. Standard Socket	1-1/16"
1314	Open End Wrench	3/8" x 7/16"	4136	12 Pt. Standard Socket	1-1/8"
1318	Open End Wrench	1/2" x 9/16"	4138	12 Pt. Standard Socket	1-3/16"
1322	Open End Wrench	5/8" x 11/16"	4140	12 Pt. Standard Socket	1-1/4"
1326	Open End Wrench	3/4" x 13/16"	4402	2" Extension	
1330	Open End Wrench	7/8" x 15/16"	4405	5" Extension	
1340	Open End Wrench	1-1/8" x 1-1/4"	4426	Ratchet, 10-1/2" Series 400, Knurled Grip	
51214	12 Pt. Box Wrench - Modified Offset	3/8" x 7/16"	4435	Flex Handle	
51618	12 Pt. Box Wrench - Modified Offset	1/2" x 9/16"	4475	Universal	
52022	12 Pt. Box Wrench - Modified Offset	5/8" x 11/16"	4516	6 Pt. Deep Socket	1/2"
52428	12 Pt. Box Wrench - Modified Offset	3/4" x 7/8"	4518	6 Pt. Deep Socket	9/16"
52830	12 Pt. Box Wrench - Modified Offset	7/8" x 15/16"	4520	6 Pt. Deep Socket	5/8"
1/4" DRIVE SOCKETS & ATTACHMENTS			4522	6 Pt. Deep Socket	11/16"
2006	6 Pt. Standard Socket	3/16"	4524	6 Pt. Deep Socket	3/4"
2007	6 Pt. Standard Socket	7/32"	SERVICE TOOLS		
2008	6 Pt. Standard Socket	1/4"	798	Miniature Combination Wrench Set, 8 Pieces	
2009	6 Pt. Standard Socket	9/32"	9032	Soft Face Hammer	
2010	6 Pt. Standard Socket	5/16"	9040	Ball Peen Hammer, Fiberglass Handle, 8 Oz.	
2011	6 Pt. Standard Socket	11/32"	9041	Ball Peen Hammer, Fiberglass Handle, 12 Oz.	
2012	6 Pt. Standard Socket	3/8"	9042	Ball Peen Hammer, Fiberglass Handle, 16 Oz.	
2014	6 Pt. Standard Socket	7/16"	9104	Phillips Screwdriver #1 - 3"	
2016	6 Pt. Standard Socket	1/2"	9105	Phillips Screwdriver #2 - 4"	
2492	Ratchet, 5-1/4"		9132	Square Shank Screwdriver, 1/4" - 4"	
2441	Spinner		9134	Square Shank Screwdriver, 5/16" - 6"	
3/8" DRIVE SOCKETS & ATTACHMENTS			9135	Square Shank Standard Tip, 3/8" - 8"	
3108	12 Pt. Standard Socket	1/4"	9552	Starter Punch, 3/32"	
3110	12 Pt. Standard Socket	5/16"	9553	Starter Punch, 1/8"	
3112	12 Pt. Standard Socket	3/8"	9556	Starter Punch, 3/16" x 5"	
3114	12 Pt. Standard Socket	7/16"	9591	Pin Punch, 3/32" x 4-1/2"	
3116	12 Pt. Standard Socket	1/2"	9593	Pin Punch, 5/32"	
3118	12 Pt. Standard Socket	9/16"	9594	Pin Punch, 3/16" x 5-1/4"	
3120	12 Pt. Standard Socket	5/8"	9602	Cold Chisel, 3/8" x 5-1/2"	
3122	12 Pt. Standard Socket	11/16"	9603	Cold Chisel, 1/2" x 6"	
3124	12 Pt. Standard Socket	3/4"	9604	Cold Chisel, 5/8"	
3126	12 Pt. Standard Socket	13/16"	9C317	Long Nose Pliers w/Side Cutter, 7-1/2"	
3128	12 Pt. Standard Socket	7/8"	9C430	Tongue and Groove Pliers, 10"	
3403	3" Extension		9C447	Cutting Pliers, Curved Diagonal, Box Joint, 7-3/4"	
3408	8" Extension		9C526	Slip Joint Pliers Wire Cutting Shear, 6"	
3412	12" Extension		9M482	Rolling Head Pry Bar, 1/2" x 16"	
3426	Ratchet, 7" Knurled Grip		9E98010	Hex Key Set, Short Arm, 15 Pieces in Pouch	
3435	Flex Handle				
3443	Sliding T				
3445	Speeder, 14-1/2"				
3475	Universal				
3512	6 Pt. Deep Socket	3/8"			
3514	6 Pt. Deep Socket	7/16"			
3516	6 Pt. Deep Socket	1/2"			
3518	6 Pt. Deep Socket	9/16"			
3520	6 Pt. Deep Socket	5/8"			
3522	6 Pt. Deep Socket	11/16"			





Mechanics Set—1/4", 3/8" & 1/2" Drives

Set No. 140 –
140 Pieces including WT524
Two Drawer Chest

Set No. 141 –
139 Pieces
(Tools Only - Cabinet Not Included)

See Page 23 for photograph.

Part No.	Description	Size	Part No.	Description	Size
FLAT WRENCHES			3530	6 Pt. Deep Socket	15/16"
1112	Combination Wrench, 12 Pt.	3/8"	3532	6 Pt. Deep Socket	1"
1114	Combination Wrench, 12 Pt.	7/16"	1/2" DRIVE SOCKETS & ATTACHMENTS		
1116	Combination Wrench, 12 Pt.	1/2"	4012	6 Pt. Standard Socket	3/8"
1118	Combination Wrench, 12 Pt.	9/16"	4014	6 Pt. Standard Socket	7/16"
1120	Combination Wrench, 12 Pt.	5/8"	4016	6 Pt. Standard Socket	1/2"
1122	Combination Wrench, 12 Pt.	11/16"	4018	6 Pt. Standard Socket	9/16"
1124	Combination Wrench, 12 Pt.	3/4"	4020	6 Pt. Standard Socket	5/8"
1126	Combination Wrench, 12 Pt.	13/16"	4022	6 Pt. Standard Socket	11/16"
1128	Combination Wrench, 12 Pt.	7/8"	4024	6 Pt. Standard Socket	3/4"
1130	Combination Wrench, 12 Pt.	15/16"	4026	6 Pt. Standard Socket	13/16"
1314	Open End Wrench	3/8" x 7/16"	4028	6 Pt. Standard Socket	7/8"
1318	Open End Wrench	1/2" x 9/16"	4030	6 Pt. Standard Socket	15/16"
1322	Open End Wrench	5/8" x 11/16"	4032	6 Pt. Standard Socket	1"
1326	Open End Wrench	3/4" x 13/16"	4034	6 Pt. Standard Socket	1-1/16"
1330	Open End Wrench	7/8" x 15/16"	4036	6 Pt. Standard Socket	1-1/8"
1/4" DRIVE SOCKETS & ATTACHMENTS			4040	6 Pt. Standard Socket	1-1/4"
2006	6 Pt. Standard Socket	3/16"	4405	5" Extension	
2007	6 Pt. Standard Socket	7/32"	4410	10" Extension	
2008	6 Pt. Standard Socket	1/4"	4426	Ratchet, 10-1/2" Series 400, Knurled Grip	
2009	6 Pt. Standard Socket	9/32"	4435	Flex Handle, 18" Knurled Steel Grip	
2010	6 Pt. Standard Socket	5/16"	4445	Speeder	
2011	6 Pt. Standard Socket	11/32"	4475	Universal	
2012	6 Pt. Standard Socket	3/8"	4512	6 Pt. Deep Socket	3/8"
2014	6 Pt. Standard Socket	7/16"	4514	6 Pt. Deep Socket	7/16"
2016	6 Pt. Standard Socket	1/2"	4516	6 Pt. Deep Socket	1/2"
2308	Special 8 Pt. Standard Socket	1/4"	4518	6 Pt. Deep Socket	9/16"
2310	Special 8 Pt. Standard Socket	5/16"	4520	6 Pt. Deep Socket	5/8"
2312	Special 8 Pt. Standard Socket	3/8"	4522	6 Pt. Deep Socket	11/16"
2406	6" Extension		4524	6 Pt. Deep Socket	3/4"
2426	Ratchet, 4-3/4"		4526	6 Pt. Deep Socket	13/16"
2430	Bar		4528	6 Pt. Deep Socket	7/8"
2435	Flex Handle		4530	6 Pt. Deep Socket	15/16"
3/8" DRIVE SOCKETS & ATTACHMENTS			4532	6 Pt. Deep Socket	1"
3008	6 Pt. Standard Socket	1/4"	4534	6 Pt. Deep Socket	1-1/16"
3010	6 Pt. Standard Socket	5/16"	4536	6 Pt. Deep Socket	1-1/8"
3012	6 Pt. Standard Socket	3/8"	4540	6 Pt. Deep Socket	1-1/4"
3014	6 Pt. Standard Socket	7/16"	SERVICE TOOLS		
3016	6 Pt. Standard Socket	1/2"	787	Miniature Combination Wrench Set, 10 Pieces	
3018	6 Pt. Standard Socket	9/16"	9042	Ball Peen Hammer, Fiberglass Handle, 16 Oz.	
3020	6 Pt. Standard Socket	5/8"	9105	Phillips Screwdriver #2 - 4"	
3022	6 Pt. Standard Socket	11/16"	9123	Round Shank Screwdriver, 1/4" - 4"	
3024	6 Pt. Standard Socket	3/4"	9125	Round Shank Screwdriver, 5/16" - 6"	
3026	6 Pt. Standard Socket	13/16"	9126	Round Shank Screwdriver, 3/8" - 8"	
3028	6 Pt. Standard Socket	7/8"	9520	Hacksaw	
3030	6 Pt. Standard Socket	15/16"	9536	Center Punch, 1/4"	
3032	6 Pt. Standard Socket	1"	9556	Starter Punch, 3/16" x 5"	
3403	3" Extension		9576	Line-Up Pry Bar, 5/8" x 18"	
3405	5" Extension		9594	Pin Punch, 3/16" x 5-1/4"	
3408	8" Extension		9602	Cold Chisel, 3/8" x 5-1/2"	
3426	Ratchet, 7" Knurled Grip		9604	Cold Chisel, 5/8"	
3435	Flex Handle, 8-1/2" Knurled Steel Grip		9AC10	Adjustable Wrench, 10"	
3475	Universal		9C326	Long Nose Pliers, 6"	
3508	6 Pt. Deep Socket	1/4"	9C430	Tongue and Groove Pliers, 10"	
3510	6 Pt. Deep Socket	5/16"	9C437	Cutting Pliers, Box Joint, 7"	
3512	6 Pt. Deep Socket	3/8"	9E98010	Hex Key Set, Short Arm, 13 Pieces in Pouch	
3514	6 Pt. Deep Socket	7/16"			
3516	6 Pt. Deep Socket	1/2"			
3518	6 Pt. Deep Socket	9/16"			
3520	6 Pt. Deep Socket	5/8"			
3522	6 Pt. Deep Socket	11/16"			
3524	6 Pt. Deep Socket	3/4"			
3526	6 Pt. Deep Socket	13/16"			
3528	6 Pt. Deep Socket	7/8"			



General Service Set—1/4", 3/8" & 1/2" Drives

Set No. 150 –
132 Pieces including WT520 Heavy-Duty
Mechanic's Box with Tray

Set No. 152 –
131 Pieces
(Tools Only - Box Not Included)

See Page 24 for photograph.

Part No.	Description	Size	Part No.	Description	Size
FLAT WRENCHES			4622	12 Pt. Deep Socket	11/16"
1112	Combination Wrench, 12 Pt.	3/8"	4624	12 Pt. Deep Socket	3/4"
1114	Combination Wrench, 12 Pt.	7/16"	4626	12 Pt. Deep Socket	13/16"
1116	Combination Wrench, 12 Pt.	1/2"	4628	12 Pt. Deep Socket	7/8"
1118	Combination Wrench, 12 Pt.	9/16"	4630	12 Pt. Deep Socket	15/16"
1120	Combination Wrench, 12 Pt.	5/8"	SERVICE TOOLS		
1122	Combination Wrench, 12 Pt.	11/16"	798	Miniature Combination Wrench Set, 8 Pieces	
1124	Combination Wrench, 12 Pt.	3/4"	9042	Ball Peen Hammer, Fiberglass Handle, 16 Oz.	
1/4" DRIVE SOCKETS & ATTACHMENTS			9105	Phillips Screwdriver #2 - 4"	
2006	6 Pt. Standard Socket	3/16"	9115	Cabinet Tip Screwdriver 3/16" - 4"	
2007	6 Pt. Standard Socket	7/32"	9123	Round Shank Screwdriver, 1/4" - 4"	
2008	6 Pt. Standard Socket	1/4"	9125	Round Shank Screwdriver, 5/16" - 6"	
2009	6 Pt. Standard Socket	9/32"	9126	Round Shank Screwdriver, 3/8" - 8"	
2010	6 Pt. Standard Socket	5/16"	9381	Ratcheting Box Wrench, 6 Pt., 1/4" x 5/16"	
2011	6 Pt. Standard Socket	11/32"	9382	Ratcheting Box Wrench, 6 Pt., 3/8" x 7/16"	
2012	6 Pt. Standard Socket	3/8"	9383	Ratcheting Box Wrench, 6 Pt., 1/2" x 9/16"	
2014	6 Pt. Standard Socket	7/16"	9491	Scraper, Stiff Blade, 1-1/4"	
2016	6 Pt. Standard Socket	1/2"	9506	Tape Measure, 12' x 3/4"	
2308	Special 8 Pt. Standard Socket	1/4"	9520	Hacksaw	
2310	Special 8 Pt. Standard Socket	5/16"	9521	Carbon Steel Blades, 10 Pieces	
2312	Special 8 Pt. Standard Socket	3/8"	9535	Magnetic Pick-up Tool	
2402	2" Extension		9536	Center Punch, 1/4"	
2426	Ratchet, 4-3/4"		9556	Starter Punch, 3/16" x 5"	
2441	Spinner		9575	Pinch Bar, 1/2" x 4"	
3/8" DRIVE SOCKETS & ATTACHMENTS			9594	Pin Punch, 3/16" x 5-1/4"	
3012	6 Pt. Standard Socket	3/8"	9602	Cold Chisel, 3/8" x 5-1/2"	
3014	6 Pt. Standard Socket	7/16"	9604	Cold Chisel, 5/8" x 6-1/2"	
3016	6 Pt. Standard Socket	1/2"	9606	Cold Chisel, 7/8" x 7-1/2"	
3018	6 Pt. Standard Socket	9/16"	9AC10	Adjustable Wrench, 10"	
3120	12 Pt. Standard Socket	5/8"	9C326	Long Nose Pliers, 6"	
3122	12 Pt. Standard Socket	11/16"	9C430	Tongue and Groove Pliers, 10"	
3124	12 Pt. Standard Socket	3/4"	9C437	Cutting Pliers, Box Joint, 7"	
3126	12 Pt. Standard Socket	13/16"	9C526	Slip Joint Pliers Wire Cutting Shear, 6"	
3128	12 Pt. Standard Socket	7/8"	9G95202	Screw Extractor Set - 5 Pieces	
3403	3" Extension		9V6LN	Long Nose Locking Pliers w/Wire Cutter, 6"	
3426	Ratchet, 7" Knurled Grip		9V7CR	Curved Jaw Locking Pliers, 7"	
3475	Universal		9E98010	Hex Key Set, Short Arm, 13 Pieces in Pouch	
3512	6 Pt. Deep Socket	3/8"			
3514	6 Pt. Deep Socket	7/16"			
3516	6 Pt. Deep Socket	1/2"			
3518	6 Pt. Deep Socket	9/16"			
3520	6 Pt. Deep Socket	5/8"			
3522	6 Pt. Deep Socket	11/16"			
3524	6 Pt. Deep Socket	3/4"			
3526	6 Pt. Deep Socket	13/16"			
1/2" DRIVE SOCKETS & ATTACHMENTS					
4114	12 Pt. Standard Socket	7/16"			
4116	12 Pt. Standard Socket	1/2"			
4118	12 Pt. Standard Socket	9/16"			
4120	12 Pt. Standard Socket	5/8"			
4122	12 Pt. Standard Socket	11/16"			
4124	12 Pt. Standard Socket	3/4"			
4126	12 Pt. Standard Socket	13/16"			
4128	12 Pt. Standard Socket	7/8"			
4130	12 Pt. Standard Socket	15/16"			
4132	12 Pt. Standard Socket	1"			
4134	12 Pt. Standard Socket	1-1/16"			
4136	12 Pt. Standard Socket	1-1/8"			
4140	12 Pt. Standard Socket	1-1/4"			
4405	5" Extension				
4426	Ratchet, 10-1/2" Series 400, Knurled Grip				
4435	Flex Handle, 18" Knurled Steel Grip				
4616	12 Pt. Deep Socket	1/2"			
4618	12 Pt. Deep Socket	9/16"			
4620	12 Pt. Deep Socket	5/8"			





Basic Service Set—1/4", 3/8" & 1/2" Drives

**Set No. 160 –
99 Pieces including WT520 Heavy-Duty
Mechanic's Box with Tray**

**Set No. 161 –
98 Pieces
(Tools Only - Box Not Included)**

See Page 25 for photograph.

Part No.	Description	Size	Part No.	Description
FLAT WRENCHES			4426	Ratchet, 10-1/2" Series 400, Knurled Grip
1112	Combination Wrench, 12 Pt.	3/8"	4435	Flex Handle, 18" Knurled Steel Grip
1114	Combination Wrench, 12 Pt.	7/16"	4475	Universal Joint
1116	Combination Wrench, 12 Pt.	1/2"	SERVICE TOOLS	
1118	Combination Wrench, 12 Pt.	9/16"	787	Miniature Combination Wrench Set, 10 Pieces
1120	Combination Wrench, 12 Pt.	5/8"	9042	Ball Peen Hammer, Fiberglass Handle, 16 Oz.
1122	Combination Wrench, 12 Pt.	11/16"	9105	Phillips Screwdriver #2 - 4"
1124	Combination Wrench, 12 Pt.	3/4"	9123	Round Shank Screwdriver, 1/4" - 4"
1314	Open End Wrench	3/8" x 7/16"	9125	Round Shank Screwdriver, 5/16" - 6"
1318	Open End Wrench	1/2" x 9/16"	9126	Round Shank Screwdriver, 3/8" - 8"
1322	Open End Wrench	5/8" x 11/16"	9536	Center Punch, 1/4"
1326	Open End Wrench	3/4" x 9/16"	9556	Starter Punch, 3/16" x 5"
1/4" DRIVE SOCKETS & ATTACHMENTS			9594	Pin Punch, 3/16" x 5-1/4"
2006	6 Pt. Standard Socket	3/16"	9602	Cold Chisel, 3/8" x 5-1/2"
2007	6 Pt. Standard Socket	7/32"	9604	Cold Chisel, 5/8" x 6-1/2"
2008	6 Pt. Standard Socket	1/4"	9C430	Tongue and Groove Pliers, 10"
2009	6 Pt. Standard Socket	9/32"	9E98010	Hex Key Set, Short Arm, 13 Pieces in Pouch
2010	6 Pt. Standard Socket	5/16"		
2011	6 Pt. Standard Socket	11/32"		
2012	6 Pt. Standard Socket	3/8"		
2014	6 Pt. Standard Socket	7/16"		
2016	6 Pt. Standard Socket	1/2"		
2308	Special 8 Pt. Standard Socket	1/4"		
2310	Special 8 Pt. Standard Socket	5/16"		
2312	Special 8 Pt. Standard Socket	3/8"		
2430	Bar for Flex Handle			
2435	Flex Handle			
3/8" DRIVE SOCKETS & ATTACHMENTS				
3012	6 Pt. Standard Socket	3/8"		
3014	6 Pt. Standard Socket	7/16"		
3016	6 Pt. Standard Socket	1/2"		
3018	6 Pt. Standard Socket	9/16"		
3120	12 Pt. Standard Socket	5/8"		
3122	12 Pt. Standard Socket	11/16"		
3124	12 Pt. Standard Socket	3/4"		
3126	12 Pt. Standard Socket	13/16"		
3128	12 Pt. Standard Socket	7/8"		
3405	5" Extension			
3426	Ratchet, 7" Knurled Grip			
3435	Flex Handle			
3452	Adapter, 3/8" F x 1/4" M			
3475	Universal			
3512	6 Pt. Deep Socket	3/8"		
3514	6 Pt. Deep Socket	7/16"		
3516	6 Pt. Deep Socket	1/2"		
3518	6 Pt. Deep Socket	9/16"		
3520	6 Pt. Deep Socket	5/8"		
3522	6 Pt. Deep Socket	11/16"		
3524	6 Pt. Deep Socket	3/4"		
3526	6 Pt. Deep Socket	13/16"		
1/2" DRIVE SOCKETS & ATTACHMENTS				
4114	12 Pt. Standard Socket	7/16"		
4116	12 Pt. Standard Socket	1/2"		
4118	12 Pt. Standard Socket	9/16"		
4120	12 Pt. Standard Socket	5/8"		
4122	12 Pt. Standard Socket	11/16"		
4124	12 Pt. Standard Socket	3/4"		
4126	12 Pt. Standard Socket	13/16"		
4128	12 Pt. Standard Socket	7/8"		
4130	12 Pt. Standard Socket	15/16"		
4132	12 Pt. Standard Socket	1"		
4134	12 Pt. Standard Socket	1-1/16"		
4136	12 Pt. Standard Socket	1-1/8"		
4140	12 Pt. Standard Socket	1-1/4"		
4405	5" Extension			



Starter Set-3/8" & 1/2" Drives

Set No. 165 –
97 Pieces Including WT520 Heavy-Duty
Mechanic's Box with Tray

Set No. 166 –
96 Pieces
(Tools Only - Box Not Included)

See Page 26 for photograph.

Part No.	Description	Size	Part No.	Description
FLAT WRENCHES			9104	Phillips Screwdriver, #1 - 3"
1110	Combination Wrench, 12 Pt.	5/16"	9105	Phillips Screwdriver #2 - 4"
1112	Combination Wrench, 12 Pt.	3/8"	9106	Phillips Screwdriver #3 - 6"
1114	Combination Wrench, 12 Pt.	7/16"	9114	Cabinet Tip Screwdriver, 3/16" - 3"
1116	Combination Wrench, 12 Pt.	1/2"	9122	Round Shank Screwdriver, 1/4" - 1-1/2"
1118	Combination Wrench, 12 Pt.	9/16"	9132	Square Shank Screwdriver, 1/4" - 4"
1120	Combination Wrench, 12 Pt.	5/8"	9134	Square Shank Screwdriver, 5/16" - 6"
1122	Combination Wrench, 12 Pt.	11/16"	9135	Square Shank Screwdriver, 3/8" - 8"
1124	Combination Wrench, 12 Pt.	3/4"	9481	Gasket Scraper w/3-Flute Handle, 1-1/2"
1126	Combination Wrench, 12 Pt.	13/16"	9520	Hacksaw
1128	Combination Wrench, 12 Pt.	7/8"	9538	Center Punch, 3/8"
1130	Combination Wrench, 12 Pt.	15/16"	9556	Starter Punch, 3/16" x 5"
1132	Combination Wrench, 12 Pt.	1"	9557	Starter Punch, 1/4"
1134	Combination Wrench, 12 Pt.	1-1/16"	9558	Starter Punch, 5/16"
1136	Combination Wrench, 12 Pt.	1-3/16"	9591	Pin Punch, 3/32"
1140	Combination Wrench, 12 Pt.	1-1/4"	9592	Pin Punch, 1/8"
			9594	Pin Punch, 3/16"
3/8" DRIVE SOCKETS & ATTACHMENTS			9600	Cold Chisel, 1/4"
3112	12 Pt. Standard Socket	3/8"	9602	Cold Chisel, 3/8"
3114	12 Pt. Standard Socket	7/16"	9603	Cold Chisel, 1/2"
3116	12 Pt. Standard Socket	1/2"	9613	Cape Chisel, 5/16"
3118	12 Pt. Standard Socket	9/16"	9623	Round Nose Chisel, 5/16"
3120	12 Pt. Standard Socket	5/8"	9685	Punch & Chisel Holder w/3-Flute Handle
3122	12 Pt. Standard Socket	11/16"	9AC06	Adjustable Wrench, Chrome, 6"
3124	12 Pt. Standard Socket	3/4"	9AC10	Adjustable Wrench, Chrome, 10"
3126	12 Pt. Standard Socket	13/16"	9C326	Long Nose Pliers w/Side Cutter, 6"
3128	12 Pt. Standard Socket	7/8"	9C337	Lap Joint Pliers, 7"
3403	3" Extension		9C430	Tongue and Groove Pliers, 10"
3412	12" Extension		9C537	Slip Joint Pliers, 7"
3426	Ratchet, 7" Knurled Grip		9V7R	Straight Jaw Locking Pliers, 7"
3435	Flex Handle, 8-1/2" Knurled Steel Grip		9P6716L	Aviation Snips, Cuts Left, Red, 10"
3445	Speeder		9E88022	Hex Key Set, Short Arm, 7 Pieces in Pouch
3475	Universal			
1/2" DRIVE SOCKETS & ATTACHMENTS				
4112	12 Pt. Standard Socket	3/8"		
4114	12 Pt. Standard Socket	7/16"		
4116	12 Pt. Standard Socket	1/2"		
4118	12 Pt. Standard Socket	9/16"		
4119	12 Pt. Standard Socket	19/32"		
4120	12 Pt. Standard Socket	5/8"		
4121	12 Pt. Standard Socket	21/32"		
4122	12 Pt. Standard Socket	11/16"		
4124	12 Pt. Standard Socket	3/4"		
4125	12 Pt. Standard Socket	25/32"		
4126	12 Pt. Standard Socket	13/16"		
4128	12 Pt. Standard Socket	7/8"		
4130	12 Pt. Standard Socket	15/16"		
4131	12 Pt. Standard Socket	31/32"		
4132	12 Pt. Standard Socket	1"		
4134	12 Pt. Standard Socket	1-1/16"		
4136	12 Pt. Standard Socket	1-1/8"		
4138	12 Pt. Standard Socket	1-3/16"		
4140	12 Pt. Standard Socket	1-1/4"		
4402	2" Extension			
4405	5" Extension			
4410	10" Extension			
4426	Ratchet, 10-1/2" Series 400, Knurled Grip			
4435	Flex Handle, 18" Knurled Steel Grip			
4445	Speeder			
4475	Universal			
SERVICE TOOLS				
9023	Dead Blow Hammer with Super Grip, 1 Lb.			
9042	Ball Peen Hammer, Fiberglass Handle, 16 Oz.			





Apprentice Set—3/8" Drive

Set No. 170 –
54 Pieces Including WT520 Heavy-Duty
Mechanic's Box with Tray

Set No. 171 –
53 Pieces
(Tools Only - Box Not Included)

See Page 27 for photograph.

Part No.	Description	Size
FLAT WRENCHES		
1112	Combination Wrench, 12 Pt.	3/8"
1114	Combination Wrench, 12 Pt.	7/16"
1116	Combination Wrench, 12 Pt.	1/2"
1118	Combination Wrench, 12 Pt.	9/16"
1120	Combination Wrench, 12 Pt.	5/8"
1122	Combination Wrench, 12 Pt.	11/16"
1124	Combination Wrench, 12 Pt.	3/4"
1126	Combination Wrench, 12 Pt.	13/16"
1128	Combination Wrench, 12 Pt.	7/8"
1130	Combination Wrench, 12 Pt.	15/16"
3/8" DRIVE SOCKETS & ATTACHMENTS		
3012	6 Pt. Standard Socket	3/8"
3014	6 Pt. Standard Socket	7/16"
3016	6 Pt. Standard Socket	1/2"
3018	6 Pt. Standard Socket	9/16"
3120	12 Pt. Standard Socket	5/8"
3122	12 Pt. Standard Socket	11/16"
3124	12 Pt. Standard Socket	3/4"
3126	12 Pt. Standard Socket	13/16"
3128	12 Pt. Standard Socket	7/8"
3403	3" Extension	
3405	5" Extension	
3412	12" Extension	
3426	Ratchet, 7" Knurled Grip	
3435	Flex Handle	
3475	Universal	
3512	6 Pt. Deep Socket	3/8"
3514	6 Pt. Deep Socket	7/16"
3516	6 Pt. Deep Socket	1/2"
3518	6 Pt. Deep Socket	9/16"
3520	6 Pt. Deep Socket	5/8"
3522	6 Pt. Deep Socket	11/16"
3524	6 Pt. Deep Socket	3/4"
3526	6 Pt. Deep Socket	13/16"
3712	12 Pt. Flex Socket	3/8"
3714	12 Pt. Flex Socket	7/16"
3716	12 Pt. Flex Socket	1/2"
3718	12 Pt. Flex Socket	9/16"
3724	12 Pt. Flex Socket	3/4"
SERVICE TOOLS		
9030	Soft Face Hammer, 12 Oz., 1.25"	
9042	Ball Peen Hammer, Fiberglass Handle, 16 Oz.	
9105	Phillips Screwdriver #2 - 4"	
9123	Round Shank Screwdriver, 1/4" - 4"	
9125	Round Shank Screwdriver, 5/16" - 6"	
9126	Round Shank Screwdriver, 3/8" - 8"	
9536	Center Punch, 1/4"	
9556	Starter Punch, 3/16" x 5"	
9594	Pin Punch, 3/16" x 5-1/4"	
9602	Cold Chisel, 3/8" x 5-1/2"	
9604	Cold Chisel, 5/8" x 6-1/2"	
9AC10	Adjustable Wrench, 10"	
9C326	Long Nose Pliers w/Side Cutter, 6"	
9C437	Cutting Pliers, Box Joint, 7"	
9C526	Slip Joint Pliers Wire Cutting Shears, 6"	



Industrial Maintenance Set—1/4", 3/8" & 1/2" Drives

Set No. 180 –
114 Pieces Including WT803 Six Drawer
Chest with Tray

Set No. 181 –
113 Pieces
(Tools Only - Chest Not Included)

See Page 28 for photograph.

Part No.	Description	Size	Part No.	Description	Size
FLAT WRENCHES			4126	12 Pt. Standard Socket	13/16"
1108	Combination Wrench, 12 Pt.	1/4"	4128	12 Pt. Standard Socket	7/8"
1110	Combination Wrench, 12 Pt.	5/16"	4130	12 Pt. Standard Socket	15/16"
1112	Combination Wrench, 12 Pt.	3/8"	4132	12 Pt. Standard Socket	1"
1114	Combination Wrench, 12 Pt.	7/16"	4134	12 Pt. Standard Socket	1-1/16"
1116	Combination Wrench, 12 Pt.	1/2"	4136	12 Pt. Standard Socket	1-1/8"
1118	Combination Wrench, 12 Pt.	9/16"	4138	12 Pt. Standard Socket	1-3/16"
1120	Combination Wrench, 12 Pt.	5/8"	4140	12 Pt. Standard Socket	1-1/4"
1122	Combination Wrench, 12 Pt.	11/16"	4402	2" Extension	
1124	Combination Wrench, 12 Pt.	3/4"	4405	5" Extension	
1126	Combination Wrench, 12 Pt.	13/16"	4410	10" Extension	
1128	Combination Wrench, 12 Pt.	7/8"	4426	Ratchet, 10-1/2" Series 400, Knurled Grip	
1130	Combination Wrench, 12 Pt.	15/16"	4435	Flex Handle	
1132	Combination Wrench, 12 Pt.	1"	4475	Universal	
1134	Combination Wrench, 12 Pt.	1-1/16"	SERVICE TOOLS		
1136	Combination Wrench, 12 Pt.	1-1/8"	743-ROLL	Tool Roll - 3 Pockets	
1140	Combination Wrench, 12 Pt.	1-1/4"	798	Miniature Combination Wrench Set, 8 Pieces	
1310	Open End Wrench	1/4" x 5/16"	9030	Soft Face Hammer, 12 Oz., 1.25" Tip Dia.	
1314	Open End Wrench	3/8" x 7/16"	9042	Ball Peen Hammer, Fiberglass Handle, 16 Oz.	
1318	Open End Wrench	1/2" x 9/16"	9105	Phillips Screwdriver #2 - 4"	
1322	Open End Wrench	5/8" x 11/16"	9123	Round Shank Screwdriver, 1/4" - 4"	
1326	Open End Wrench	3/4" x 13/16"	9125	Round Shank Screwdriver, 5/16" - 6"	
1330	Open End Wrench	7/8" x 15/16"	9126	Round Shank Screwdriver, 3/8" - 8"	
1340	Open End Wrench	1-1/8" x 1-1/4"	9506	Tape Measure, 12" x 3/4"	
1614	Flare Nut Wrench	3/8" x 7/16"	9520	Hacksaw	
1618	Flare Nut Wrench	1/2" x 9/16"	9522	Replaceable Hacksaw Blades, 12" - 24T, 10 each	
1622	Flare Nut Wrench	5/8" x 11/16"	9530	Feeler Gauge, 25-Blade	
1/4" DRIVE SOCKETS & ATTACHMENTS			9660	Punch & Chisel Set - 6 Pieces	
2006	6 Pt. Standard Socket	3/16"	9AC08	Adjustable Wrench, 8"	
2007	6 Pt. Standard Socket	7/32"	9AC12	Adjustable Wrench, 12"	
2008	6 Pt. Standard Socket	1/4"	9C326	Long Nose Pliers w/Side Cutter, 6"	
2009	6 Pt. Standard Socket	9/32"	9C437	Box Joint Cutting Pliers, 7"	
2010	6 Pt. Standard Socket	5/16"	9P6716S	Aviation Snips, Cuts Straight, Yellow, 10"	
2011	6 Pt. Standard Socket	11/32"	9V7R	Straight Jaw Locking Pliers, 7"	
2012	6 Pt. Standard Socket	3/8"			
2014	6 Pt. Standard Socket	7/16"			
2016	6 Pt. Standard Socket	1/2"			
2402	2" Extension				
2406	6" Extension				
2426	Ratchet, 4-3/4"				
2435	Flex Handle				
2441	Spinner				
2475	Universal Joint				
3/8" DRIVE SOCKETS & ATTACHMENTS					
3112	12 Pt. Standard Socket	3/8"			
3114	12 Pt. Standard Socket	7/16"			
3116	12 Pt. Standard Socket	1/2"			
3118	12 Pt. Standard Socket	9/16"			
3120	12 Pt. Standard Socket	5/8"			
3122	12 Pt. Standard Socket	11/16"			
3124	12 Pt. Standard Socket	3/4"			
3403	3" Extension				
3408	8" Extension				
3412	12" Extension				
3426	Ratchet, 7" Knurled Grip				
3435	Flex Handle, 8-1/2" Knurled Steel Grip				
3475	Universal				
1/2" DRIVE SOCKETS & ATTACHMENTS					
4114	12 Pt. Standard Socket	7/16"			
4116	12 Pt. Standard Socket	1/2"			
4118	12 Pt. Standard Socket	9/16"			
4120	12 Pt. Standard Socket	5/8"			
4122	12 Pt. Standard Socket	11/16"			
4124	12 Pt. Standard Socket	3/4"			





Aircraft Mechanic's Starter Set—1/4", 3/8" & 1/2" Drives

**Set No. 185 –
107 Pieces Including WT523
Three Drawer Chest**

**Set No. 186 –
106 Pieces
(Tools Only - Chest Not Included)**

See Page 29 for photograph.

Part No.	Description	Size	Part No.	Description
FLAT WRENCHES			9104	Phillips Screwdriver #1 - 3"
1110	Combination Wrench, 12 Pt.	5/16"	9105	Phillips Screwdriver #2 - 4"
1112	Combination Wrench, 12 Pt.	3/8"	9106	Phillips Screwdriver #3 - 6"
1114	Combination Wrench, 12 Pt.	7/16"	9114	Cabinet Tip Screwdriver, 3/16" - 3"
1116	Combination Wrench, 12 Pt.	1/2"	9115	Cabinet Tip Screwdriver, 3/16" - 4"
1118	Combination Wrench, 12 Pt.	9/16"	9116	Cabinet Tip Screwdriver, 3/16" - 6"
1120	Combination Wrench, 12 Pt.	5/8"	9123	Round Shank Screwdriver, 1/4" - 4"
1122	Combination Wrench, 12 Pt.	11/16"	9125	Round Shank Screwdriver, 5/16" - 6"
1124	Combination Wrench, 12 Pt.	3/4"	9183	Offset Screwdriver, Std. Tip, 1/4"
1126	Combination Wrench, 12 Pt.	13/16"	9186	Offset Screwdriver, #1 x #2
1128	Combination Wrench, 12 Pt.	7/8"	9466	Safety Wire Twister Pliers, 10-3/8"
1130	Combination Wrench, 12 Pt.	15/16"	9520	Hacksaw
1132	Combination Wrench, 12 Pt.	1"	9521	Carbon Steel Blades, 10 each
1134	Combination Wrench, 12 Pt.	1-1/16"	9529	Feeler Gauge, 25-Blade Metric
1136	Combination Wrench, 12 Pt.	1-1/8"	9534	Flexible Magnetic Retrieving Tool, 19-1/2"
1140	Combination Wrench, 12 Pt.	1-1/4"	9535	Magnetic Pick-up Tool
1/4" DRIVE SOCKETS & ATTACHMENTS			9538	Center Punch, 3/8" x 5"
2106	12 Pt. Standard Socket	3/16"	9558	Starter Punch, 5/16" x 4-1/4"
2107	12 Pt. Standard Socket	7/32"	9592	Pin Punch, 1/8" x 4-3/4"
2108	12 Pt. Standard Socket	1/4"	9594	Pin Punch, 3/16" x 5-1/4"
2109	12 Pt. Standard Socket	9/32"	9603	Cold Chisel, 1/2" x 6"
2110	12 Pt. Standard Socket	5/16"	9702	Rectangular Mirror
2111	12 Pt. Standard Socket	11/32"	9AC10	Adjustable Wrench, 10"
2112	12 Pt. Standard Socket	3/8"	9C326	Long Nose Pliers w/Side Cutter, 6"
2114	12 Pt. Standard Socket	7/16"	9C420	Tongue and Groove Pliers, 9-1/2"
2116	12 Pt. Standard Socket	1/2"	9C436	Pliers, Box Joint
2118	12 Pt. Standard Socket	9/16"	9C526	Slip Joint Pliers Wire Cutting Shear, 6"
2402	2" Extension		9C718	Duck Bill Needle Nose, 7"
2406	6" Extension		9P6716L	Aviation Snips, Cuts Left, Red, 10"
2441	Spinner		9P6716R	Aviation Snips, Cuts Right, Green, 10"
2475	Universal Joint		9P6716S	Aviation Snips, Cuts Straight, Yellow, 10"
2492	Ratchet		9V7R	Straight Jaw Locking Pliers, 7"
2606	12 Pt. Deep Socket	3/16"	9E88022	Hex Key Set, Short Arm, 7 Pieces
2607	12 Pt. Deep Socket	7/32"		
2608	12 Pt. Deep Socket	1/4"		
2609	12 Pt. Deep Socket	9/32"		
2610	12 Pt. Deep Socket	5/16"		
2611	12 Pt. Deep Socket	11/32"		
2612	12 Pt. Deep Socket	3/8"		
2614	12 Pt. Deep Socket	7/16"		
2616	12 Pt. Deep Socket	1/2"		
2618	12 Pt. Deep Socket	9/16"		
3/8" DRIVE SOCKETS & ATTACHMENTS				
3112	12 Pt. Standard Socket	3/8"		
3114	12 Pt. Standard Socket	7/16"		
3116	12 Pt. Standard Socket	1/2"		
3118	12 Pt. Standard Socket	9/16"		
3120	12 Pt. Standard Socket	5/8"		
3122	12 Pt. Standard Socket	11/16"		
3124	12 Pt. Standard Socket	3/4"		
3126	12 Pt. Standard Socket	13/16"		
3128	12 Pt. Standard Socket	7/8"		
3403	3" Extension			
3412	12" Extension			
3426	Ratchet, 7" Knurled Grip			
3435	Flex Handle, 8-1/2" Knurled Steel Grip			
3445	Speeder, 14-1/2"			
3454	Adapter, 3/8" F x 1/2" M			
3475	Universal			
1/2" DRIVE SOCKETS & ATTACHMENTS				
4528	6 Pt. Deep Socket	7/8"		
SERVICE TOOLS				
9030	Soft Face Hammer, 12 Oz., 1.25"			
9040	Ball Peen Hammer, Fiberglass Handle, 8 Oz.			



Metric Add-On Set—1/4", 3/8" & 1/2" Drives

Set No. 189 – 151 Pieces (Tools Only)

See Page 30 for photograph.

Part No.	Description	Size	Part No.	Description	Size	Part No.	Description	Size
FLAT WRENCHES			31-08mm	12 Pt. Standard Metric Socket	8mm	46-12mm	12 Pt. Deep Metric Socket	12mm
10-10mm	3/8" Drive Metric Crowfoot Wrench	10mm	31-09mm	12 Pt. Standard Metric Socket	9mm	46-13mm	12 Pt. Deep Metric Socket	13mm
10-11mm	3/8" Drive Metric Crowfoot Wrench	11mm	31-10mm	12 Pt. Standard Metric Socket	10mm	46-14mm	12 Pt. Deep Metric Socket	14mm
10-12mm	3/8" Drive Metric Crowfoot Wrench	12mm	31-11mm	12 Pt. Standard Metric Socket	11mm	46-15mm	12 Pt. Deep Metric Socket	15mm
10-13mm	3/8" Drive Metric Crowfoot Wrench	13mm	31-12mm	12 Pt. Standard Metric Socket	12mm	46-16mm	12 Pt. Deep Metric Socket	16mm
10-14mm	3/8" Drive Metric Crowfoot Wrench	14mm	31-13mm	12 Pt. Standard Metric Socket	13mm	46-17mm	12 Pt. Deep Metric Socket	17mm
10-15mm	3/8" Drive Metric Crowfoot Wrench	15mm	31-14mm	12 Pt. Standard Metric Socket	14mm	46-18mm	12 Pt. Deep Metric Socket	18mm
10-16mm	3/8" Drive Metric Crowfoot Wrench	16mm	31-15mm	12 Pt. Standard Metric Socket	15mm	46-19mm	12 Pt. Deep Metric Socket	19mm
10-17mm	3/8" Drive Metric Crowfoot Wrench	17mm	31-16mm	12 Pt. Standard Metric Socket	16mm	46-20mm	12 Pt. Deep Metric Socket	20mm
10-18mm	3/8" Drive Metric Crowfoot Wrench	18mm	31-17mm	12 Pt. Standard Metric Socket	17mm	46-21mm	12 Pt. Deep Metric Socket	21mm
10-19mm	3/8" Drive Metric Crowfoot Wrench	19mm	31-18mm	12 Pt. Standard Metric Socket	18mm	46-22mm	12 Pt. Deep Metric Socket	22mm
11-06mm	Metric Combination Wrench, 12 Pt.	6mm	31-19mm	12 Pt. Standard Metric Socket	19mm	46-24mm	12 Pt. Deep Metric Socket	24mm
11-07mm	Metric Combination Wrench, 12 Pt.	7mm	31-20mm	12 Pt. Standard Metric Socket	20mm	46-25mm	12 Pt. Deep Metric Socket	25mm
11-08mm	Metric Combination Wrench, 12 Pt.	8mm	31-21mm	12 Pt. Standard Metric Socket	21mm	46-26mm	12 Pt. Deep Metric Socket	26mm
11-09mm	Metric Combination Wrench, 12 Pt.	9mm	31-22mm	12 Pt. Standard Metric Socket	22mm			
11-10mm	Metric Combination Wrench, 12 Pt.	10mm	32-02.5mm	Metric Hex Bit Socket	2.5mm	SERVICE TOOLS		
11-11mm	Metric Combination Wrench, 12 Pt.	11mm	32-02mm	Metric Hex Bit Socket	2mm	9E98050	Hex Key Set, Long Arm Metric - 9 Pieces	
11-12mm	Metric Combination Wrench, 12 Pt.	12mm	32-03mm	Metric Hex Bit Socket	3mm			
11-13mm	Metric Combination Wrench, 12 Pt.	13mm	32-04mm	Metric Hex Bit Socket	4mm			
11-14mm	Metric Combination Wrench, 12 Pt.	14mm	32-05mm	Metric Hex Bit Socket	5mm			
11-15mm	Metric Combination Wrench, 12 Pt.	15mm	32-06mm	Metric Hex Bit Socket	6mm			
11-16mm	Metric Combination Wrench, 12 Pt.	16mm	32-08mm	Metric Hex Bit Socket	8mm			
11-17mm	Metric Combination Wrench, 12 Pt.	17mm	32-10mm	Metric Hex Bit Socket	10mm			
11-18mm	Metric Combination Wrench, 12 Pt.	18mm	35-06mm	6 Pt. Deep Metric Socket	6mm			
11-19mm	Metric Combination Wrench, 12 Pt.	19mm	35-07mm	6 Pt. Deep Metric Socket	7mm			
11-20mm	Metric Combination Wrench, 12 Pt.	20mm	35-08mm	6 Pt. Deep Metric Socket	8mm			
11-21mm	Metric Combination Wrench, 12 Pt.	21mm	35-09mm	6 Pt. Deep Metric Socket	9mm			
11-22mm	Metric Combination Wrench, 12 Pt.	22mm	35-10mm	6 Pt. Deep Metric Socket	10mm			
11-23mm	Metric Combination Wrench, 12 Pt.	23mm	35-11mm	6 Pt. Deep Metric Socket	11mm			
11-24mm	Metric Combination Wrench, 12 Pt.	24mm	35-12mm	6 Pt. Deep Metric Socket	12mm			
11-25mm	Metric Combination Wrench, 12 Pt.	25mm	35-13mm	6 Pt. Deep Metric Socket	13mm			
11-26mm	Metric Combination Wrench, 12 Pt.	26mm	35-14mm	6 Pt. Deep Metric Socket	14mm			
11-27mm	Metric Combination Wrench, 12 Pt.	27mm	35-15mm	6 Pt. Deep Metric Socket	15mm			
11-30mm	Metric Combination Wrench, 12 Pt.	30mm	35-16mm	6 Pt. Deep Metric Socket	16mm			
11-32mm	Metric Combination Wrench, 12 Pt.	32mm	35-17mm	6 Pt. Deep Metric Socket	17mm			
11-36mm	Metric Combination Wrench, 12 Pt.	36mm	35-18mm	6 Pt. Deep Metric Socket	18mm			
16-11mm	Metric Flare Nut Wrench, 6 Pt.	9mm x 11mm	35-19mm	6 Pt. Deep Metric Socket	19mm			
16-12mm	Metric Flare Nut Wrench, 6 Pt.	10mm x 12mm	1/2" DRIVE SOCKETS & ATTACHMENTS					
16-14mm	Metric Flare Nut Wrench, 6 Pt.	13mm x 14mm	41-09mm	12 Pt. Standard Metric Socket	9mm			
16-17mm	Metric Flare Nut Wrench, 6 Pt.	15mm x 17mm	41-10mm	12 Pt. Standard Metric Socket	10mm			
16-21mm	Metric Flare Nut Wrench, 6 Pt.	19mm x 21mm	41-11mm	12 Pt. Standard Metric Socket	11mm			
1/4" DRIVE SOCKETS			41-12mm	12 Pt. Standard Metric Socket	12mm			
20-04mm	6 Pt. Standard Metric Socket	4mm	41-13mm	12 Pt. Standard Metric Socket	13mm			
20-05mm	6 Pt. Standard Metric Socket	5mm	41-14mm	12 Pt. Standard Metric Socket	14mm			
20-06mm	6 Pt. Standard Metric Socket	6mm	41-15mm	12 Pt. Standard Metric Socket	15mm			
20-07mm	6 Pt. Standard Metric Socket	7mm	41-16mm	12 Pt. Standard Metric Socket	16mm			
20-08mm	6 Pt. Standard Metric Socket	8mm	41-17mm	12 Pt. Standard Metric Socket	17mm			
20-09mm	6 Pt. Standard Metric Socket	9mm	41-18mm	12 Pt. Standard Metric Socket	18mm			
20-10mm	6 Pt. Standard Metric Socket	10mm	41-19mm	12 Pt. Standard Metric Socket	19mm			
20-11mm	6 Pt. Standard Metric Socket	11mm	41-20mm	12 Pt. Standard Metric Socket	20mm			
20-12mm	6 Pt. Standard Metric Socket	12mm	41-21mm	12 Pt. Standard Metric Socket	21mm			
20-13mm	6 Pt. Standard Metric Socket	13mm	41-22mm	12 Pt. Standard Metric Socket	22mm			
20-14mm	6 Pt. Standard Metric Socket	14mm	41-23mm	12 Pt. Standard Metric Socket	23mm			
25-04mm	6 Pt. Deep Metric Socket	4mm	41-24mm	12 Pt. Standard Metric Socket	24mm			
25-05mm	6 Pt. Deep Metric Socket	5mm	41-25mm	12 Pt. Standard Metric Socket	25mm			
25-06mm	6 Pt. Deep Metric Socket	6mm	41-26mm	12 Pt. Standard Metric Socket	26mm			
25-07mm	6 Pt. Deep Metric Socket	7mm	41-27mm	12 Pt. Standard Metric Socket	27mm			
25-08mm	6 Pt. Deep Metric Socket	8mm	41-30mm	12 Pt. Standard Metric Socket	30mm			
25-09mm	6 Pt. Deep Metric Socket	9mm	41-32mm	12 Pt. Standard Metric Socket	32mm			
25-10mm	6 Pt. Deep Metric Socket	10mm	41-36mm	12 Pt. Standard Metric Socket	36mm			
25-11mm	6 Pt. Deep Metric Socket	11mm	42-12mm	Hex Bit Socket	12mm			
25-12mm	6 Pt. Deep Metric Socket	12mm	42-14mm	Hex Bit Socket	14mm			
25-13mm	6 Pt. Deep Metric Socket	13mm	42-17mm	Hex Bit Socket	17mm			
3/8" DRIVE SOCKETS & ATTACHMENTS			46-09mm	12 Pt. Deep Metric Socket	9mm			
30-06mm	6 Pt. Standard Metric Socket	6mm	46-10mm	12 Pt. Deep Metric Socket	10mm			
30-07mm	6 Pt. Standard Metric Socket	7mm	46-11mm	12 Pt. Deep Metric Socket	11mm			



Master Set Contents



Master Metric Maintenance Set—1/4", 3/8" & 1/2" Drives

Set No. 190 –

**264 Pieces Including WT814 Twelve
Drawer Chest & WT896 Eleven Drawer
Roller Cabinet**

Set No. 191 –

**262 Pieces
(Tools Only - Cabinets Not Included)**

See Page 31 for photograph.

Part No.	Description	Size	Part No.	Description	Size	Part No.	Description	Size
FLAT WRENCHES			25-08mm	6 Pt. Deep Metric Socket	8mm	1/2" DRIVE SOCKETS & ATTACHMENTS		
10-10mm	3/8" Drive Metric Crowfoot Wrench	10mm	25-09mm	6 Pt. Deep Metric Socket	9mm	41-09mm	12 Pt. Standard Metric Socket	9mm
10-11mm	3/8" Drive Metric Crowfoot Wrench	11mm	25-10mm	6 Pt. Deep Metric Socket	10mm	41-10mm	12 Pt. Standard Metric Socket	10mm
10-12mm	3/8" Drive Metric Crowfoot Wrench	12mm	25-11mm	6 Pt. Deep Metric Socket	11mm	41-11mm	12 Pt. Standard Metric Socket	11mm
10-13mm	3/8" Drive Metric Crowfoot Wrench	13mm	25-12mm	6 Pt. Deep Metric Socket	12mm	41-12mm	12 Pt. Standard Metric Socket	12mm
10-14mm	3/8" Drive Metric Crowfoot Wrench	14mm	25-13mm	6 Pt. Deep Metric Socket	13mm	41-13mm	12 Pt. Standard Metric Socket	13mm
10-15mm	3/8" Drive Metric Crowfoot Wrench	15mm	3/8" DRIVE SOCKETS & ATTACHMENTS			41-14mm	12 Pt. Standard Metric Socket	14mm
10-16mm	3/8" Drive Metric Crowfoot Wrench	16mm	30-06mm	6 Pt. Standard Metric Socket	6mm	41-15mm	12 Pt. Standard Metric Socket	15mm
10-17mm	3/8" Drive Metric Crowfoot Wrench	17mm	30-07mm	6 Pt. Standard Metric Socket	7mm	41-16mm	12 Pt. Standard Metric Socket	16mm
10-18mm	3/8" Drive Metric Crowfoot Wrench	18mm	31-08mm	12 Pt. Standard Metric Socket	8mm	41-17mm	12 Pt. Standard Metric Socket	17mm
10-19mm	3/8" Drive Metric Crowfoot Wrench	19mm	31-09mm	12 Pt. Standard Metric Socket	9mm	41-18mm	12 Pt. Standard Metric Socket	18mm
11-06mm	Metric Combination Wrench, 12 Pt.	6mm	31-10mm	12 Pt. Standard Metric Socket	10mm	41-19mm	12 Pt. Standard Metric Socket	19mm
11-07mm	Metric Combination Wrench, 12 Pt.	7mm	31-11mm	12 Pt. Standard Metric Socket	11mm	41-20mm	12 Pt. Standard Metric Socket	20mm
11-08mm	Metric Combination Wrench, 12 Pt.	8mm	31-12mm	12 Pt. Standard Metric Socket	12mm	41-21mm	12 Pt. Standard Metric Socket	21mm
11-09mm	Metric Combination Wrench, 12 Pt.	9mm	31-13mm	12 Pt. Standard Metric Socket	13mm	41-22mm	12 Pt. Standard Metric Socket	22mm
11-10mm	Metric Combination Wrench, 12 Pt.	10mm	31-14mm	12 Pt. Standard Metric Socket	14mm	41-23mm	12 Pt. Standard Metric Socket	23mm
11-11mm	Metric Combination Wrench, 12 Pt.	11mm	31-15mm	12 Pt. Standard Metric Socket	15mm	41-24mm	12 Pt. Standard Metric Socket	24mm
11-12mm	Metric Combination Wrench, 12 Pt.	12mm	31-16mm	12 Pt. Standard Metric Socket	16mm	41-25mm	12 Pt. Standard Metric Socket	25mm
11-13mm	Metric Combination Wrench, 12 Pt.	13mm	31-17mm	12 Pt. Standard Metric Socket	17mm	41-26mm	12 Pt. Standard Metric Socket	26mm
11-14mm	Metric Combination Wrench, 12 Pt.	14mm	31-18mm	12 Pt. Standard Metric Socket	18mm	41-27mm	12 Pt. Standard Metric Socket	27mm
11-15mm	Metric Combination Wrench, 12 Pt.	15mm	31-19mm	12 Pt. Standard Metric Socket	19mm	41-28mm	12 Pt. Standard Metric Socket	28mm
11-16mm	Metric Combination Wrench, 12 Pt.	16mm	31-20mm	12 Pt. Standard Metric Socket	20mm	41-29mm	12 Pt. Standard Metric Socket	29mm
11-17mm	Metric Combination Wrench, 12 Pt.	17mm	31-21mm	12 Pt. Standard Metric Socket	21mm	41-30mm	12 Pt. Standard Metric Socket	30mm
11-18mm	Metric Combination Wrench, 12 Pt.	18mm	31-22mm	12 Pt. Standard Metric Socket	22mm	41-32mm	12 Pt. Standard Metric Socket	32mm
11-19mm	Metric Combination Wrench, 12 Pt.	19mm	32-02mm	Metric Hex Bit Socket	2mm	41-36mm	12 Pt. Standard Metric Socket	36mm
11-20mm	Metric Combination Wrench, 12 Pt.	20mm	32-02.5mm	Metric Hex Bit Socket	2.5mm	42-06mm	Hex Bit Socket	6mm
11-21mm	Metric Combination Wrench, 12 Pt.	21mm	32-03mm	Metric Hex Bit Socket	3mm	42-08mm	Hex Bit Socket	8mm
11-22mm	Metric Combination Wrench, 12 Pt.	22mm	32-04mm	Metric Hex Bit Socket	4mm	42-10mm	Hex Bit Socket	10mm
11-23mm	Metric Combination Wrench, 12 Pt.	23mm	32-05mm	Metric Hex Bit Socket	5mm	42-12mm	Hex Bit Socket	12mm
11-24mm	Metric Combination Wrench, 12 Pt.	24mm	32-06mm	Metric Hex Bit Socket	6mm	42-14mm	Hex Bit Socket	14mm
11-25mm	Metric Combination Wrench, 12 Pt.	25mm	32-08mm	Metric Hex Bit Socket	8mm	42-17mm	Hex Bit Socket	17mm
11-26mm	Metric Combination Wrench, 12 Pt.	26mm	32-10mm	Metric Hex Bit Socket	10mm	4402	2" Extension	
11-27mm	Metric Combination Wrench, 12 Pt.	27mm	3260	Standard Screwdriver Socket with Bit	1/4"	4405	5" Extension	
11-30mm	Metric Combination Wrench, 12 Pt.	30mm	3262	Standard Screwdriver Socket with Bit	3/8"	4410	10" Extension	
11-32mm	Metric Combination Wrench, 12 Pt.	32mm	3266	Phillips Screwdriver Socket with Bit	#2	4420	20" Extension	
11-36mm	Metric Combination Wrench, 12 Pt.	36mm	3267	Phillips Screwdriver Socket with Bit	#3	4426	Ratchet, 10-1/2" Series 400, Knurled Grip	
16-11mm	Metric Flare Nut Wrench, 6 Pt.	9mm x 11mm	3268	Phillips Screwdriver Socket with Bit	#4	4435	Flex Handle, 18" Knurled Steel Grip	
16-12mm	Metric Flare Nut Wrench, 6 Pt.	10mm x 12mm	3402	2" Extension		4443	Sliding T	
16-14mm	Metric Flare Nut Wrench, 6 Pt.	13mm x 14mm	3403	3" Extension		4445	Speeder	
16-17mm	Metric Flare Nut Wrench, 6 Pt.	15mm x 17mm	3405	5" Extension		4453	Adapter, 1/2" F x 3/8" M	
16-21mm	Metric Flare Nut Wrench, 6 Pt.	19mm x 21mm	3408	8" Extension		4475	Universal	
1/4" DRIVE SOCKETS & ATTACHMENTS			3412	12" Extension		4478	Micro-Adjustable Torque Wrench, 30-250 Ft. Lbs.	
20-04mm	6 Pt. Standard Metric Socket	4mm	3424	24" Extension		46-09mm	12 Pt. Deep Metric Socket	9mm
20-05mm	6 Pt. Standard Metric Socket	5mm	3426	Ratchet, 7" Knurled Grip		46-10mm	12 Pt. Deep Metric Socket	10mm
20-06mm	6 Pt. Standard Metric Socket	6mm	3435	Flex Handle		46-11mm	12 Pt. Deep Metric Socket	11mm
20-07mm	6 Pt. Standard Metric Socket	7mm	3443	Sliding T		46-12mm	12 Pt. Deep Metric Socket	12mm
20-08mm	6 Pt. Standard Metric Socket	8mm	3445	Speeder, 14-1/2"		46-13mm	12 Pt. Deep Metric Socket	13mm
20-09mm	6 Pt. Standard Metric Socket	9mm	3452	Adapter, 3/8" F x 1/4" M		46-14mm	12 Pt. Deep Metric Socket	14mm
20-10mm	6 Pt. Standard Metric Socket	10mm	3454	Adapter, 3/8" F x 1/2" M		46-15mm	12 Pt. Deep Metric Socket	15mm
20-11mm	6 Pt. Standard Metric Socket	11mm	3475	Universal		46-16mm	12 Pt. Deep Metric Socket	16mm
20-12mm	6 Pt. Standard Metric Socket	12mm	35-06mm	6 Pt. Deep Metric Socket	6mm	46-17mm	12 Pt. Deep Metric Socket	17mm
20-13mm	6 Pt. Standard Metric Socket	13mm	35-07mm	6 Pt. Deep Metric Socket	7mm	46-18mm	12 Pt. Deep Metric Socket	18mm
20-14mm	6 Pt. Standard Metric Socket	14mm	35-08mm	6 Pt. Deep Metric Socket	8mm	46-19mm	12 Pt. Deep Metric Socket	19mm
2402	2" Extension		35-09mm	6 Pt. Deep Metric Socket	9mm	46-20mm	12 Pt. Deep Metric Socket	20mm
2404	4" Extension		35-10mm	6 Pt. Deep Metric Socket	10mm	46-21mm	12 Pt. Deep Metric Socket	21mm
2406	6" Extension		35-11mm	6 Pt. Deep Metric Socket	11mm	46-22mm	12 Pt. Deep Metric Socket	22mm
2410	10" Extension		35-12mm	6 Pt. Deep Metric Socket	12mm	46-24mm	12 Pt. Deep Metric Socket	24mm
2426	Ratchet, 4-3/4"		35-13mm	6 Pt. Deep Metric Socket	13mm	46-25mm	12 Pt. Deep Metric Socket	25mm
2441	Spinner		35-14mm	6 Pt. Deep Metric Socket	14mm	46-26mm	12 Pt. Deep Metric Socket	26mm
2475	Universal Joint		35-15mm	6 Pt. Deep Metric Socket	15mm	SERVICE TOOLS		
25-04mm	6 Pt. Deep Metric Socket	4mm	35-16mm	6 Pt. Deep Metric Socket	16mm	9023	Dead Blow Hammer with Super Grip, 1 Lb.	
25-05mm	6 Pt. Deep Metric Socket	5mm	35-17mm	6 Pt. Deep Metric Socket	17mm	9029	Brass Hammer with Super Grip, 2.5 Lbs.	
25-06mm	6 Pt. Deep Metric Socket	6mm	35-18mm	6 Pt. Deep Metric Socket	18mm	9030	Soft Face Hammer, 12 Oz., 1.25"	
25-07mm	6 Pt. Deep Metric Socket	7mm	35-19mm	6 Pt. Deep Metric Socket	19mm	9040	Ball Peen Hammer, Fiberglass Handle, 8 Oz.	

Master Metric Maintenance Set

WRIGHT TOOL
Performance and Innovation
www.wrighttool.com



Part No.	Description		
9042	Ball Peen Hammer, Fiberglass Handle, 16 Oz.		
9101	Phillips Screwdriver #2 - 1-1/2"		
9104	Phillips Screwdriver #1 - 3"		
9105	Phillips Screwdriver #2 - 4"		
9106	Phillips Screwdriver #3 - 6"		
9109	Phillips Screwdriver #4 - 8"		
9112	Cabinet Tip Screwdriver, 1/8" - 3"		
9122	Round Shank Screwdriver, 1/4" - 1-1/2"		
9123	Round Shank Screwdriver, 1/4" - 4"		
9125	Round Shank Screwdriver, 5/16" - 6"		
9126	Round Shank Screwdriver, 3/8" - 8"		
9132	Square Shank Screwdriver, 1/4" - 4"		
9134	Square Shank Screwdriver, 5/16" - 6"		
9135	Square Shank Screwdriver, 3/8" - 8"		
9136	Square Shank Screwdriver, 3/8" - 10"		
9181	Two-in-One Flip Screwdriver w/Pocket Clip #1 Phillips and 5/32" Slotted Blades. OAL 4-3/4"		
9184	Offset Screwdriver, 5/16"		
9186	Offset Screwdriver, #1 x #2		
9236	Metric Hollow Shaft Nut Driver, 4mm		
9237	Metric Hollow Shaft Nut Driver, 4.5mm		
9238	Metric Hollow Shaft Nut Driver, 5mm		
9239	Metric Hollow Shaft Nut Driver, 5.5mm		
9240	Metric Hollow Shaft Nut Driver, 6mm		
9241	Metric Hollow Shaft Nut Driver, 7mm		
9242	Metric Hollow Shaft Nut Driver, 8mm		
9243	Metric Hollow Shaft Nut Driver, 9mm		
9244	Metric Hollow Shaft Nut Driver, 10mm		
9245	Metric Hollow Shaft Nut Driver, 11mm		
9R31020	Ridgid Pipe Wrench, 14"		
9471	Stripper/Crimper/Cutter, 10-20 AWG		
9481	Gasket Scraper, Blade Width 1-1/2"		
9491	Scraper, Stiff Blade, 1-1/4"		
9520	Hacksaw		
9526	Utility Knife		
9530	Feeler Gauge		
9535	Magnetic Pick-up Tool		
9576	Punch Bar, 5/8" x 18"		
9660	Punch & Chisel Kit, 6 Pieces		
9685	Punch & Chisel Holder		
9AC06	Adjustable Wrench, 6"		
9AC08	Adjustable Wrench, 8"		
9AC10	Adjustable Wrench, 10"		
9AC12	Adjustable Wrench, 12"		
9C326	Long Nose Pliers w/Side Cutter, 6"		
9C347	Linesman Pliers, Round Nose, 7"		
9C348	Linesman Pliers, Round Nose, 8"		
9C420	Tongue and Groove Pliers, 9-1/2"		
9C430	Tongue and Groove Pliers, 10"		
9C436	Pliers, Box Joint, 6"		
9C437	Pliers, Box Joint, 7"		
9C440	Tongue and Groove Pliers, 12"		
9C526	Slip Joint Pliers Wire Cutting Shears, 6"		
9G95202	Screw Extractor Set - 5 Pieces		
9H1234	Retaining Ring Pliers w/Replaceable Tips		
9P6716S	Aviation Snips, Cuts Straight, Yellow, 10"		
9V10R	Straight Jaw Locking Pliers, 10"		
9V7R	Straight Jaw Locking Pliers, 7"		
9E88061	Hex Key Set, Metric Short Arm, 9 Pieces		



Master Set Contents



Metric Service Set-1/4", 3/8" & 1/2" Drives

Set No. 194 –
123 Pieces Including WT523
Three Drawer Chest

Set No. 195 –
122 Pieces
(Tools Only - Cabinet Not Included)

See Page 32 for photograph.

Part No.	Description	Size	Part No.	Description	Size
FLAT WRENCHES			3435	Flex Handle	
11-09mm	Metric Combination Wrench, 12 Pt.	9mm	3452	Adapter, 3/8" F x 1/4" M	
11-10mm	Metric Combination Wrench, 12 Pt.	10mm	3475	Universal	
11-11mm	Metric Combination Wrench, 12 Pt.	11mm	36-09mm	12 Pt. Deep Metric Socket	9mm
11-12mm	Metric Combination Wrench, 12 Pt.	12mm	36-10mm	12 Pt. Deep Metric Socket	10mm
11-13mm	Metric Combination Wrench, 12 Pt.	13mm	36-11mm	12 Pt. Deep Metric Socket	11mm
11-14mm	Metric Combination Wrench, 12 Pt.	14mm	36-12mm	12 Pt. Deep Metric Socket	12mm
11-15mm	Metric Combination Wrench, 12 Pt.	15mm	36-13mm	12 Pt. Deep Metric Socket	13mm
11-16mm	Metric Combination Wrench, 12 Pt.	16mm	36-14mm	12 Pt. Deep Metric Socket	14mm
11-17mm	Metric Combination Wrench, 12 Pt.	17mm	36-15mm	12 Pt. Deep Metric Socket	15mm
11-18mm	Metric Combination Wrench, 12 Pt.	18mm	1/2" DRIVE SOCKETS & ATTACHMENTS		
11-19mm	Metric Combination Wrench, 12 Pt.	19mm	41-09mm	12 Pt. Standard Metric Socket	9mm
11-20mm	Metric Combination Wrench, 12 Pt.	20mm	41-10mm	12 Pt. Standard Metric Socket	10mm
11-21mm	Metric Combination Wrench, 12 Pt.	21mm	41-11mm	12 Pt. Standard Metric Socket	11mm
11-22mm	Metric Combination Wrench, 12 Pt.	22mm	41-12mm	12 Pt. Standard Metric Socket	12mm
11-23mm	Metric Combination Wrench, 12 Pt.	23mm	41-13mm	12 Pt. Standard Metric Socket	13mm
11-24mm	Metric Combination Wrench, 12 Pt.	24mm	41-14mm	12 Pt. Standard Metric Socket	14mm
11-25mm	Metric Combination Wrench, 12 Pt.	25mm	41-15mm	12 Pt. Standard Metric Socket	15mm
11-26mm	Metric Combination Wrench, 12 Pt.	26mm	41-16mm	12 Pt. Standard Metric Socket	16mm
11-27mm	Metric Combination Wrench, 12 Pt.	27mm	41-17mm	12 Pt. Standard Metric Socket	17mm
11-30mm	Metric Combination Wrench, 12 Pt.	30mm	41-18mm	12 Pt. Standard Metric Socket	18mm
11-32mm	Metric Combination Wrench, 12 Pt.	32mm	41-19mm	12 Pt. Standard Metric Socket	19mm
11-36mm	Metric Combination Wrench, 12 Pt.	36mm	41-20mm	12 Pt. Standard Metric Socket	20mm
1/4" DRIVE SOCKETS & ATTACHMENTS			41-21mm	12 Pt. Standard Metric Socket	21mm
20-04mm	6 Pt. Standard Metric Socket	4mm	41-22mm	12 Pt. Standard Metric Socket	22mm
20-05mm	6 Pt. Standard Metric Socket	5mm	41-23mm	12 Pt. Standard Metric Socket	23mm
20-06mm	6 Pt. Standard Metric Socket	6mm	41-24mm	12 Pt. Standard Metric Socket	24mm
20-07mm	6 Pt. Standard Metric Socket	7mm	41-25mm	12 Pt. Standard Metric Socket	25mm
20-08mm	6 Pt. Standard Metric Socket	8mm	41-26mm	12 Pt. Standard Metric Socket	26mm
20-09mm	6 Pt. Standard Metric Socket	9mm	41-27mm	12 Pt. Standard Metric Socket	27mm
20-10mm	6 Pt. Standard Metric Socket	10mm	41-30mm	12 Pt. Standard Metric Socket	30mm
20-11mm	6 Pt. Standard Metric Socket	11mm	41-32mm	12 Pt. Standard Metric Socket	32mm
20-12mm	6 Pt. Standard Metric Socket	12mm	41-36mm	12 Pt. Standard Metric Socket	36mm
20-13mm	6 Pt. Standard Metric Socket	13mm	4405	5" Extension	
20-14mm	6 Pt. Standard Metric Socket	14mm	4410	10" Extension	
25-04mm	6 Pt. Deep Metric Socket	4mm	4426	Ratchet, 10-1/2" Series 400, Knurled Grip	
25-05mm	6 Pt. Deep Metric Socket	5mm	4435	Flex Handle, 18" Knurled Steel Grip	
25-06mm	6 Pt. Deep Metric Socket	6mm	4475	Universal	
25-07mm	6 Pt. Deep Metric Socket	7mm	SERVICE TOOLS		
25-08mm	6 Pt. Deep Metric Socket	8mm	9032	Soft Face Hammer, 37 Oz., 1.75"	
25-09mm	6 Pt. Deep Metric Socket	9mm	9042	Ball Peen Hammer, Fiberglass Handle, 16 Oz.	
25-10mm	6 Pt. Deep Metric Socket	10mm	9105	Phillips Screwdriver #2 - 4"	
25-11mm	6 Pt. Deep Metric Socket	11mm	9114	Cabinet Tip Screwdriver, 3/16" - 3"	
25-12mm	6 Pt. Deep Metric Socket	12mm	9132	Square Shank Screwdriver, 1/4" - 4"	
25-13mm	6 Pt. Deep Metric Socket	13mm	9134	Square Shank Screwdriver, 5/16" - 6"	
3/8" DRIVE SOCKETS & ATTACHMENTS			9538	Center Punch, 3/8" x 5"	
30-06mm	6 Pt. Standard Metric Socket	6mm	9556	Starter Punch, 3/16" x 5"	
30-07mm	6 Pt. Standard Metric Socket	7mm	9594	Pin Punch, 3/16" x 5-1/4"	
31-08mm	12 Pt. Standard Metric Socket	8mm	9602	Cold Chisel, 3/8" x 5-1/2"	
31-09mm	12 Pt. Standard Metric Socket	9mm	9603	Cold Chisel, 1/2" x 6"	
31-10mm	12 Pt. Standard Metric Socket	10mm	9AC10	Adjustable Wrench, 10"	
31-11mm	12 Pt. Standard Metric Socket	11mm	9C317	Long Nose Pliers w/Side Cutter	
31-12mm	12 Pt. Standard Metric Socket	12mm	9C447	Cutting Pliers, Curved Diagonal, Box Joint, 7-3/4"	
31-13mm	12 Pt. Standard Metric Socket	13mm	9C526	Slip Joint Pliers Wire Cutting Shears, 6"	
31-14mm	12 Pt. Standard Metric Socket	14mm	9E88061	Hex Key Set, Metric Short Arm, 9 Pieces	
31-15mm	12 Pt. Standard Metric Socket	15mm			
31-16mm	12 Pt. Standard Metric Socket	16mm			
31-17mm	12 Pt. Standard Metric Socket	17mm			
31-18mm	12 Pt. Standard Metric Socket	18mm			
31-19mm	12 Pt. Standard Metric Socket	19mm			
3403	3" Extension				
3408	8" Extension				
3412	12" Extension				
3426	Ratchet, 7" Knurled Grip				



Metric Apprentice Set—3/8" & 1/2" Drives

Set No. 199 –

75 Pieces Including WT528 Tool Box

See Page 33 for photograph.

Part No.	Description	Size	Part No.	Description
FLAT WRENCHES			4435	Flex Handle, 18" Knurled Steel Grip
11-06mm	Metric Combination Wrench, 12 Pt.	6mm	4475	Universal
11-07mm	Metric Combination Wrench, 12 Pt.	7mm	SERVICE TOOLS	
11-08mm	Metric Combination Wrench, 12 Pt.	8mm	9C526	Slip Joint Pliers Wire Cutting Shears, 6"
11-09mm	Metric Combination Wrench, 12 Pt.	9mm	9E88061	Hex Key Set, Metric Short Arm, 9 Pieces
11-10mm	Metric Combination Wrench, 12 Pt.	10mm	WT52	Tool Box w/Tray
11-11mm	Metric Combination Wrench, 12 Pt.	11mm		
11-12mm	Metric Combination Wrench, 12 Pt.	12mm		
11-13mm	Metric Combination Wrench, 12 Pt.	13mm		
11-14mm	Metric Combination Wrench, 12 Pt.	14mm		
11-15mm	Metric Combination Wrench, 12 Pt.	15mm		
11-16mm	Metric Combination Wrench, 12 Pt.	16mm		
11-17mm	Metric Combination Wrench, 12 Pt.	17mm		
11-18mm	Metric Combination Wrench, 12 Pt.	18mm		
11-19mm	Metric Combination Wrench, 12 Pt.	19mm		
11-20mm	Metric Combination Wrench, 12 Pt.	20mm		
11-21mm	Metric Combination Wrench, 12 Pt.	21mm		
11-22mm	Metric Combination Wrench, 12 Pt.	22mm		
11-23mm	Metric Combination Wrench, 12 Pt.	23mm		
11-24mm	Metric Combination Wrench, 12 Pt.	24mm		
3/8" DRIVE SOCKETS & ATTACHMENTS				
30-06mm	6 Pt. Standard Metric Socket	6mm		
30-07mm	6 Pt. Standard Metric Socket	7mm		
31-08mm	12 Pt. Standard Metric Socket	8mm		
31-09mm	12 Pt. Standard Metric Socket	9mm		
31-10mm	12 Pt. Standard Metric Socket	10mm		
31-11mm	12 Pt. Standard Metric Socket	11mm		
31-12mm	12 Pt. Standard Metric Socket	12mm		
31-13mm	12 Pt. Standard Metric Socket	13mm		
31-14mm	12 Pt. Standard Metric Socket	14mm		
31-15mm	12 Pt. Standard Metric Socket	15mm		
31-16mm	12 Pt. Standard Metric Socket	16mm		
31-17mm	12 Pt. Standard Metric Socket	17mm		
31-18mm	12 Pt. Standard Metric Socket	18mm		
31-19mm	12 Pt. Standard Metric Socket	19mm		
31-20mm	12 Pt. Standard Metric Socket	20mm		
31-21mm	12 Pt. Standard Metric Socket	21mm		
31-22mm	12 Pt. Standard Metric Socket	22mm		
3405	5" Extension			
3426	Ratchet, 7" Knurled Grip			
1/2" DRIVE SOCKETS & ATTACHMENTS				
41-09mm	12 Pt. Standard Metric Socket	9mm		
41-10mm	12 Pt. Standard Metric Socket	10mm		
41-11mm	12 Pt. Standard Metric Socket	11mm		
41-12mm	12 Pt. Standard Metric Socket	12mm		
41-13mm	12 Pt. Standard Metric Socket	13mm		
41-14mm	12 Pt. Standard Metric Socket	14mm		
41-15mm	12 Pt. Standard Metric Socket	15mm		
41-16mm	12 Pt. Standard Metric Socket	16mm		
41-17mm	12 Pt. Standard Metric Socket	17mm		
41-18mm	12 Pt. Standard Metric Socket	18mm		
41-19mm	12 Pt. Standard Metric Socket	19mm		
41-20mm	12 Pt. Standard Metric Socket	20mm		
41-21mm	12 Pt. Standard Metric Socket	21mm		
41-22mm	12 Pt. Standard Metric Socket	22mm		
41-23mm	12 Pt. Standard Metric Socket	23mm		
41-24mm	12 Pt. Standard Metric Socket	24mm		
41-25mm	12 Pt. Standard Metric Socket	25mm		
41-26mm	12 Pt. Standard Metric Socket	26mm		
41-27mm	12 Pt. Standard Metric Socket	27mm		
41-30mm	12 Pt. Standard Metric Socket	30mm		
41-32mm	12 Pt. Standard Metric Socket	32mm		
41-36mm	12 Pt. Standard Metric Socket	36mm		
4405	5" Extension			
4426	Ratchet, 10-1/2" Series 400, Knurled Grip			



Master Set Contents



Conversion Chart Showing Millimeter Sizes, Fractional and Decimal Inch Sizes

Milli-Meter	Dec. Equiv.	Frac-tional	Milli-Meter	Dec. Equiv.	Frac-tional	Milli-Meter	Dec. Equiv.	Frac-tional	Milli-Meter	Dec. Equiv.	Frac-tional
.1	.0039		1.1	.0433	0960		4.1	.1614	
.15	.0059		1.15	.0452		2.45	.0964		4.2	.1654	
.2	.0079	0465	0980	1660	
.25	.0098		1.19	.0469	3/64"	2.5	.0984		4.25	.1673	
.3	.0118		1.2	.0472	0995		4.3	.1693	
....	.0135		1.25	.0492	1015	1695	
.35	.0138		1.3	.0512		2.6	.1024		4.37	.1719	11/64"
....	.0145	0520	1040	1730	
.39	.0156	1/64"	1.35	.0531		2.7	.1063		4.4	.1732	
.4	.0157	0550	1065	1770	
....	.0160		1.4	.0551		2.75	.1082		4.5	.1771	
.45	.0177		1.45	.0570		2.78	.1094	7/64"1800	
....	.0180		1.5	.0591	1100		4.6	.1811	
.5	.0197	0595		2.8	.1102	1820	
....	.0200		1.55	.0610	1110		4.7	.1850	
....	.0210		1.59	.0625	1/16"1130		4.75	.1870	
.55	.0217		1.6	.0629		2.9	.1141		4.76	.1875	3/16"
....	.0225	0635	1160		4.8	.1890	
.6	.0236		1.65	.0649		3.0	.1181	1910	
....	.0240		1.7	.0669	1200		4.9	.1929	
....	.0250	0670		3.1	.1220	1935	
.65	.0256		1.75	.0689		3.18	.1250	1/8"1960	
....	.0260	0700		3.2	.1260		5.0	.1968	
....	.0280		1.8	.0709		3.25	.1279	1990	
.7	.0276		1.85	.0728	1285		5.1	.2008	
....	.0292	0730		3.3	.1299	2010	
.75	.0295		1.9	.0748		3.4	.1338		5.16	.2031	13/64"
....	.0310	0760	1360	2040	
.79	.0312	1/32"	1.95	.0767		3.5	.1378		5.1	.2047	
.8	.0315		1.98	.0781	5/64"1405	2055	
....	.0320	0785		3.57	.1406	9/64"	5.25	.2067	
....	.0330		2.0	.0787		3.6	.1417		5.3	.2086	
.85	.0335		2.05	.0807	1440	2090	
....	.0350	0810		3.7	.1457		5.4	.2126	
.9	.0354	0820	1470	2130	
....	.0360		2.1	.0827		3.75	.1476		5.5	.2165	
....	.0370		2.15	.0846	1495		5.56	.2187	7/32"
.95	.0374	0860		3.8	.1496		5.6	.2205	
....	.0380		2.2	.0866	1520	2210	
....	.0390		2.25	.0885		3.9	.1535		5.7	.2244	
1.0	.0394	0890	1540		5.75	.2263	
....	.0400		2.3	.0905		3.97	.1562	5/32"2280	
....	.0410		2.35	.0925	1570		5.8	.2283	
1.05	.0413	0935		4.0	.1575		5.9	.2323	
....	.0420		2.38	.0937	3/32"1590	2340	
....	.0430		2.4	.0945	1610		5.95	.2344	15/64"



Conversion Chart Showing Millimeter Sizes, Fractional and Decimal Inch Sizes

Milli-Meter	Dec. Equiv.	Frac-tional	Milli-Meter	Dec. Equiv.	Frac-tional	Milli-Meter	Dec. Equiv.	Frac-tional	Milli-Meter	Dec. Equiv.	Frac-tional
6.0	.2362	3230		12.0	.4724		22.23	.8750	7/8"
....	.2380		8.25	.3248		12.30	.4843	31/64"	22.5	.8858	
6.1	.2401		8.3	.3268		12.5	.4921		22.62	.8906	57/64"
....	.2420		8.33	.3281	21/64"	12.7	.5000	1/2"	23.0	.9055	
6.2	.2441		8.4	.3307		13.0	.5118		23.02	.9062	29/32"
6.25	.2460	3320		13.10	.5156	33/64"	23.42	.9219	59/64"
6.3	.2480		8.5	.3346		13.49	.5312	17/32"	23.5	.9252	
6.35	.2500	1/4"	8.6	.3386		13.5	.5315		23.81	.9375	15/16"
6.4	.2520	3390		13.89	.5469	35/64"	24.0	.9449	
6.5	.2559		8.7	.3425		14.0	.5512		24.21	.9531	61/64"
....	.2570		8.73	.3437	11/32"	14.29	.5625	9/16"	24.5	.9646	
6.6	.2598		8.75	.3445		14.5	.5709		24.61	.9687	31/32"
....	.2570		8.8	.3465		14.68	.5781	37/64"	25.0	.9843	
6.6	.2598	3480		15.0	.5906		25.03	.9844	63/64"
....	.2610		8.9	.3504		15.08	.5937	19/32"	25.4	1.000	1"
6.7	.2638		9.0	.3543		15.48	.6094	39/64"			
6.75	.2656	17/64"3580		15.5	.6102				
6.75	.2657		9.1	.3583		15.88	.6250	5/8"			
....	.2660		9.13	.3594	23/64"	16.0	.6299				
6.8	.2677		9.2	.3622		16.27	.6406	41/64"			
6.9	.2716		9.25	.3641		16.5	.6496				
....	.2720		9.3	.3661		16.67	.6562	21/32"			
7.0	.2756	3680		17.0	.6693				
....	.2770		9.4	.3701		16.06	.6719	43/64"			
7.1	.2795		9.5	.3740		16.46	.6875	11/16"			
....	.2811		9.53	.3750	3/8"	17.5	.6890				
7.14	.2812	9/32"3770		17.86	.7031	45/64"			
7.2	.2835		9.6	.3780		18.0	.7087				
7.25	.2854		9.7	.3819		18.26	.7187	23/32"			
7.3	.2874		9.75	.3838		18.5	.7283				
....	.2900		9.8	.3858		18.65	.7344	47/64"			
7.4	.2913	3860		19.0	.7480				
....	.2950		9.9	.3898		19.05	.7500	3/4"			
7.5	.2953		9.92	.3906	25/64"	19.45	.7656	49/64"			
7.54	.2968	19/64"	10.0	.3937		19.5	.7677				
7.6	.2992	3970		19.84	.7812	25/32"			
....	.3020	4040		20.0	.7874				
7.7	.3031		10.32	.4062	13/32"	20.24	.7969	51/64"			
7.75	.3051	4130		20.5	.8071				
7.8	.3071		10.5	.4134		20.64	.8125	13/16"			
7.9	.3110		10.72	.4219	27/64"	21.0	.8268				
7.94	.3125	5/16"	11.0	.4330		21.03	.8281	53/64"			
8.0	.3150		11.11	.4375	7/16"	21.43	.8437	27/32"			
....	.3160		11.5	.4528		21.5	.8465				
8.1	.3189		11.51	.4531	29/64"	21.83	.8594	55/64"			
8.2	.3228		11.91	.4687	15/32"	22.0	.8661				



Nominal Opening Sizes of Wright Wrenches or Sockets in Inches to Fit Standard Bolt Heads, Nuts and Screw Heads

Locate thread diameter of bolt, nut or screw in extreme left or right column. Then move across to box which has proper identification of bolt, nut or screw at top of vertical column. The size in this particular box is the nominal opening size in inches of the Wright Tool wrenches and sockets that will fit.

Thread Diameter of Nut	Nuts				Bolts and Screws				
	Finished Series And Finished Thick Nuts	Regular Series Hex And Square Nuts	Heavy Series Hex And Square Nuts	Machine Screw Nuts And Stove Bolt Nuts	Regular And Finished Series Hex And Square Head Bolts	Heavy Series Hex And Square Bolts	Lag Screws	Square Head Set Screws	Thread Diameter of Bolt or Screw
	Use wrench or socket size shown below				Use wrench or socket size shown below				
#0 & 1				5/32"					#0 & 1
#2 & 3				3/16"					#2 & 3
#4				1/4"					#4
#5 & 6				5/16"					#5 & 6
#8				11/32"					#8
#10				3/8"			5/16"	3/16"	#10
#12				7/16"				7/32"	#12
1/4"	7/16"	7/16"	1/2"	7/16"	3/8"-7/16"*		3/8"	1/4"	1/4"
5/16"	1/2"	9/16"	9/16"	9/16"	1/2"		1/2"	5/16"	5/16"
3/8"	9/16"	5/8"	11/16"	5/8"	9/16"		9/16"	3/8"	3/8"
7/16"	11/16"	3/4"	3/4"		5/8"		5/8"	7/16"	7/16"
1/2"	3/4"	13/16"	7/8"		3/4"	7/8"	3/4"	1/2"	1/2"
9/16"	7/8"	7/8"	15/16"		13/16"			9/16"	9/16"
5/8"	15/16"	1"	1-1/16"		15/16"	1-1/16"	15/16"	5/8"	5/8"
3/4"	1-1/8"	1-1/8"	1-1/4"		1-1/8"	1-1/4"	1-1/8"	3/4"	3/4"
7/8"	1-5/16"	1-5/16"	1-7/16"		1-5/16"	1-7/16"	1-5/16"	7/8"	7/8"
1"	1-1/2"	1-1/2"	1-5/8"		1-1/2"	1-5/8"	1-1/2"	1"	1"
1-1/8"	1-11/16"	1-11/16"	1-13/16"		1-11/16"	1-13/16"	1-11/16"	1-1/8"	1-1/8"
1-1/4"	1-7/8"	1-7/8"	2"		1-7/8"	2"	1-7/8"	1-1/4"	1-1/4"
1-3/8"	2-1/16"	2-1/16"	2-3/16"		2-1/16"	2-3/16"		1-3/8"	1-3/8"
1-1/2"	2-1/4"	2-1/4"	2-3/8"		2-1/4"	2-3/8"		1-1/2"	1-1/2"
1-5/8"	2-7/16"	2-7/16"	2-9/16"		2-7/16"	2-9/16"		1-5/8"	1-5/8"
1-3/4"	2-5/8"	2-5/8"	2-3/4"		2-5/8"	2-3/4"		1-3/4"	1-3/4"
1-7/8"	2-13/16"	2-13/16"	2-15/16"		2-13/16"	2-15/16"		1-7/8"	1-7/8"
2"	3"	3"	3-1/8"			3"	3-1/8"		2"
2-1/4"	3-3/8"	3-3/8"	3-1/2"		3-3/8"	3-1/2"			2-1/4"
2-1/2"	3-3/4"	3-3/4"	3-7/8"		3-3/4"	3-7/8"			2-1/2"
2-3/4"	4-1/8"	4-1/8"	4-1/4"		4-1/8"	4-1/4"			2-3/4"
3"	4-1/2"	4-1/2"	4-5/8"		4-1/2"	4-5/8"			3"
3-1/4"			5"		4-7/8"				3-1/4"
3-1/2"			5-3/8"		5-1/4"				3-1/2"
3-3/4"			5-3/4"		5-5/8"				3-3/4"
4"			6-1/8"		6"				4"

* Regular Square Bolts Only.



Make Sure to Use the Right Drive

Wrench Size				Wrench Size				Wrench Size				Wrench Size			
inch		metric		inch		metric		inch		metric		inch		metric	
		Min. Opening				Min. Opening				Min. Opening				Min. Opening	
		mm				mm				mm				mm	
		Drive				Drive				Drive				Drive	
		inches				inches				inches				inches	
3/16	4mm	4.0	1/4	11/16	17.5				32mm	32.0	3/4		55mm	55.0	
		4.8	1/4		18mm	18.0				33mm	33.0	3/4	2-3/16	55.6	
	5mm	5.0	1/4		19mm	19.0		1-5/16		33.3	3/4		56mm	56.0	
7/32		5.5	1/4	3/4		19.1			34mm	34.0	3/4	2-1/4	57.2		
	6mm	6.0	1/4	25/32		19.8		1-3/8		34.9	3/4		58mm	58.0	
1/4		6.3	1/4		20mm	20.0			35mm	35.0		2-5/16	58.7		
	7mm	7.0	1/4	13/16		20.6	1/2		36mm	36.0			60mm	60.0	
9/32		7.1	1/4		21mm	21.0	1/2	1-7/16		36.5		2-3/8	60.3		
5/16		7.9	1/4		22mm	22.0	1/2		38mm	38.0		2-7/16	61.9		
	8mm	8.0	1/4	7/8		22.2	1/2	1-1/2		38.1	1	2-1/2	63.5		
11/32		8.7	1/4		23mm	23.0	1/2	1-9/16		39.7	1		65mm	65.0	
	9mm	9.0	1/4	29/32		23.0	1/2		41mm	41.0	1	2-9/16	65.1	1-1/2	
3/8		9.5	1/4	15/16		23.8	1/2	1-5/8		41.3	1	2-5/8	66.7	1-1/2	
	10mm	10.0	1/4		24mm	24.0	1/2		42mm	42.0	1	2-11/16	68.3	1-1/2	
	11mm	11.0	3/8	31/32		24.6	1/2	1-11/16		42.9	1	2-3/4	69.9	1-1/2	
7/16		11.1	3/8		25mm	25.0	1/2		43mm	43.0	1		70mm	70.0	
	12mm	12.0	3/8	1		25.4	1/2	1-3/4		44.5	1	2-13/16	71.4	1-1/2	
1/2		12.7	3/8		26mm	26.0			46mm	46.0	1	2-7/8	73.0	1-1/2	
	13mm	13.0	3/8	1-1/16		27.0		1-13/16		46.0	1	2-15/16	74.6	1-1/2	
	14mm	14.0	3/8		27mm	27.0		1-7/8		47.6	1		75mm	75.0	
9/16		14.3			28mm	28.0		1-15/16		49.2	1	3	76.2	1-1/2	
	15mm	15.0		1-1/8		28.6	3/4		50mm	50.0	1	3-1/8	79.4	1-1/2	
19/32		15.1			29mm	29.0	3/4	2		50.8	1		80mm	80.0	
5/8		15.9			30mm	30.0	3/4		52mm	52.0		3-1/4	82.6	1-1/2	
	16mm	16.0		1-3/16		30.2	3/4	2-1/16		52.4		3-3/8	85.7	1-1/2	
21/32		16.7			31mm	31.0	3/4	2-1/8		54.0		3-1/2	88.9	1-1/2	
	17mm	17.0		1-1/4		31.8	3/4		54mm	54.0					

Use this table to select the correct size wrench for any size fastener—inch or metric.

1. Measure the fastener head or nut with metric calipers.
2. Look down the MINIMUM OPENING column and find the first number larger than your reading.
3. Look to the left of that number to find the wrench size. (The vertical line between two sizes indicates that the range of an inch wrench overlaps that of a metric wrench. Either size can often be used.)

This table is to help you select the correct size wrench for any fastener, even if you do not know whether it is an inch or a metric fastener. The closer a wrench fits a fastener, the more torque can be transmitted without rounding the fastener corners or causing excessive wear to the wrench.

First, measure the fastener head or nut with calipers in millimeters. Then, look down the MINIMUM OPENING column to find the first number larger than your reading. For example, if you read 15.1, look down the table until you come to the value 15.9; then look across the table to 5/8". The vertical line between two sizes indicates that the range of an inch wrench overlaps that of a metric wrench. Either size can often be used.

However, the table can also be used to find the best possible fit. A 16mm wrench could be used, but 5/8" provides a better fit in this example. If you read 31.8, you may either use the table or recognize that this is very close

to, but slightly smaller than 32mm. Therefore, you can safely use a 32mm wrench without referring to the table.

Another way to use the table without measuring is to simply choose a wrench and try it. If the wrench is "sloppy loose," choose a smaller wrench. Use the table to find the next size wrench, either inch or metric. If the wrench doesn't fit, then you need to select a larger wrench. Again, use the table to see which is the next larger wrench in either the inch or metric size.

Sometimes, a fastener is damaged or worn, so you might need to use a slightly different size wrench. You can always use the table to come as close as possible to the best fit. Always feel how much play there is to see that you have made the correct choice. If it doesn't feel right, it isn't right.

Remember that all wrenches wear when they are used, even when they are used carefully. Once a wrench is worn oversize, it should be discarded because its use would be the same as putting the wrong size wrench on a fastener.

The best drive size is indicated in the column headed BEST DRIVE. The drive indicated here provides an appropriately high level of strength in the handle. If you use a smaller drive than what is recommended here, you may not have a strong enough tool for high-strength applications. If you are using soft fasteners, a smaller drive will work satisfactorily. If no drive is listed, use your judgement for the job. Extremely high torque may require an even larger drive size than indicated.



Ret Ring Interchange

A Groove Diameter Socket Size	B For Use On Square Drive	Number On Ring	Wright	FTL	Armstrong	ATP	CP	Proto	IR	Williams
1-1/4"	3/4"	10005	6580	FTL10005S		ATP10005S	C155467		IR10005S	
1-7/16"	3/4"	10032	6581	FTL10032S	21-964	ATP10032S	C155468	07500-0	IR10032S	6-1X
1-5/8"	3/4"	10034	6582	FTL10034S	21-965	ATP10034S	C134690	07500-1	IR10034S	6-2X
1-3/4"	3/4"	18708	6582A	FTL18708S		ATP18708S	C134691			
2"	3/4"	18710	6582C	FTL18710S		ATP18710S	C155585			
2-1/3"	3/4"	18715	6582B	FTL18715S		ATP18715S	C155489			
2-1/4"	3/4"	18716	6582D	FTL18716S		ATP18716S	C155586			
1-3/4"	1"	10008	6583	FTL10008S	21-967	ATP10008S	C155470	10000-3	IR10008S	7-1X
2"	1"	10010	6581A	FTL10010S	22-964	ATP10010S	C155471	10000-1	IR10010S	7-2X
2-1/6"	1"	10015	6584	FTL10015S	22-965	ATP10015S	C155472	10000-2	IR10015S	7-3X
2-1/4"	1"	10016	6585	FTL10016S		ATP10016S	C134692	10000-4		
2-1/2"	1"	10017	6586	FTL10017S		ATP10017S	C155473	12500-1	IR10017S	7-4X
3-1/8"	1"	18020	6587	FTL10019S		ATP10019S	C155474		IR10019S	7-5X
2-7/8"	1 1/2"	10020	84575	FTL10020S	23-964	ATP10020S	C134693	15000-1	IR10020S	8-1X
3-3/8"	1 1/2"	10025	84576	FTL10025S		ATP10025S	C134694	15000-2	IR10025S	8-2X
3-7/8"	1 1/2"	10030	84577	FTL10030S		ATP10030S	C134695	15000-3	IR10030S	8-3X
4-3/8"	1 1/2"	10035	84578	FTL10035S		ATP10035S	C134696	15000-4	IR10035S	8-4X

Display Boards



Wright Tool offers a wide selection of display boards to help

you show and sell Wright products. There's a display board

for virtually every product category, as well as modular boards

and components that let you customize your tool offering.

C a u t i o n !

- Always wear safety goggles when working with tools.



Fractional Combination Wrenches **WRIGHT**Grip
D977 – 17 Pieces, Satin Wrenches
D978 – 17 Pieces, Full Polish Wrenches
D941B – Board Only See Page 364 for contents.



Metric Combination Wrenches
D979 – 24 Pieces, Satin Wrenches
D980 – 24 Pieces, Full Polish Wrenches
D955B – Board Only See Page 364 for contents.



Fractional Double Box End Wrenches
D942 – 15 Pieces, 12 Point
 See Page 364 for contents.



Fractional Open End Wrenches
D987 – 18 Pieces
 See Page 364 for contents.

NOTE: Wright Tool Display Board measures 24" x 24" (unless otherwise specified). Wright Tool Display Header measures 24" x 5"



Fractional Tubing Wrenches

D981 – 44 Pieces

See Page 365 for contents.



Metric Wrenches

D956 – 29 Pieces, Ratcheting Box Wrenches, Flare Nut Wrenches & Crowfoot Wrenches

See Page 365 for contents.



Fractional Service Wrenches

D943 – 22 Pieces

See Page 365 for contents.



Salesmen's Sample Case

D940 – 34 Pieces

See Page 366 for contents.





Adjustable Wrenches

D975 – 30 Pieces, 6 each size, 12" Wide Display

See Page 366 for contents.



Adjustable Wrenches

D976 – 30 Pieces, 6 each size, 12" Wide Display


See Page 366 for contents.



Adjustable Wrenches

D961 – 18 Pieces

See Page 366 for contents.



Ridgid Pipe Wrenches

D972 – 6 Pieces

See Page 366 for contents.






Fractional Sockets, Handles & Attachments
D982 – 85 Pieces, 1/4" Drive 6 & 12 Pt. Sockets, Handles & Attachments
See Page 367 for contents.



Metric Sockets
D957 – 78 Pieces, 1/4" & 3/8" Drive 6 & 12 Pt. Sockets
See Page 367 for contents.



Fractional Handles & Attachments
D983 – 37 Pieces, 3/8" Drive Handles & Attachments
See Page 368 for contents.



Fractional Sockets
D984 – 91 Pieces, 3/8" Drive 6 & 12 Pt. Sockets
See Page 368 for contents.





Fractional Handles & Attachments
D946 – 18 Pieces, 1/2" Drive Handles & Attachments

See Page 369 for contents.



Fractional Standard & Deep Sockets
D947 – 61 Pieces, 1/2" Drive 6 Pt. Standard & Deep Sockets

See Page 369 for contents.



Fractional Standard & Deep Sockets
D948 – 40 Pieces, 1/2" Drive 12 Pt. Standard & Deep Sockets

See Page 369 for contents.



Metric Sockets
D958 – 61 Pieces, 1/2" & 3/4" Drive 12 Pt. Sockets

See Page 370 for contents.



Fractional Sockets, Handles & Attachments
D949 – 16 Pieces, 3/4" Drive 12 Pt. Sockets, Handles & Attachments

See Page 370 for contents.



Fractional Standard & Deep Sockets
D950 – 30 Pieces, 3/4" Drive 12 Pt. Standard & Deep Sockets

See Page 370 for contents.



Fractional Sockets, Handles & Attachments
D951 – 24 Pieces, 1" Drive 12 Pt. Standard Sockets, Handles & Attachments
D952 – 13 Pieces, 1" Drive 12 Pt. Standard Sockets, Handles & Attachments

See Page 371 for contents.





Fractional Impact Sockets & Attachments
D953 – 55 Pieces, 1/2" Drive 6 & 12 Pt. Std. & Deep Impact Sockets & Attachments
See Page 371 for contents.



"These Wright Tool display boards are a terrific sales tool; they show my customers just how many different tools there are in the Wright line. And since I've put them up, sales have gone through the roof."

*Tricor Industrial,
Wooster, OH*



Fractional Impact Sockets & Attachments
D985 – 44 Pieces, 3/4" Drive 6 & 12 Pt. Standard Impact Sockets & Attachments
See Page 372 for contents.



Fractional Deep Impact Sockets
D986 – 33 Pieces, 3/4" Drive 6 & 12 Pt. Deep Impact Sockets
See Page 372 for contents.



Metric Impact Sockets
D959 – 94 Pieces, 3/8" & 1/2" Drive 6 Pt. Standard & Deep Impact Sockets

See Page 373 for contents.




Metric Impact Sockets
D960 – 43 Pieces, 3/4" Drive 6 Pt. Standard & Deep Impact Sockets

See Page 373 for contents.



Screwdrivers
D973 – 28 Pieces, Jumbo Three-flute Ergonomic Handle

See Page 374



Screwdrivers
D974 – 23 Pieces, Large Cushion Grip Handle

See Page 374 for contents.



Display Boards



Hammers
D962 – 10 Pieces, Nupla® Hammers
See Page 374 for contents.



Hammers
D963 – 7 Pieces, Nupla® Hammers
See Page 374 for contents.



Pliers
D969 – 10 Pieces, Channellock® Pliers
See Page 374 for contents.



Pliers
D970 – 9 Pieces, Channellock® Pliers
See Page 375 for contents.



Vise Grip®
D965 – 6 Pieces

See Page 375 for contents.



Vise Grip®
D966 – 11 Pieces

See Page 375 for contents.



Midwest®/Hyde®
D967 – 9 Pieces

See Page 375 for contents.



Torx Bits, Sockets & Hex Key Sets
D968 – 31 Pieces

See Page 375 for contents.



C-Clamps
D971 – 5 Pieces

See Page 375 for contents.



Display Board Contents

The socket portion of the Wright Tool selling displays are modular. The components listed below are available to customize your tool offering.

Includes:

- (A) **D938B** – display board includes 24" x 5" header and 24" x 24" peg board
- (B) **D938Bracket** – clips to attach trays to pegboard (1 pair)
- (C) **D938Leg** – allow board to stand on counter or shelf
- (D) **D938FOUR** – socket divider for 4" tray (1)
D938SIX – socket divider for 6" tray (1)
- (E) **D938TRAY4SH** – 4" tray for 1/4" drive sockets, shown
- (F) **D938TRAY4ST** – 4" tray for all drive size sockets, not shown
- (G) **D938TRAY6ST** – 6" tray for all drive size sockets
- (H) **D938HEADER** – 24" x 5" header
- (I) **D971HOOK** – 4-1/2" metal hook (pack of 10)





Fractional Combination Wrenches

D977 – 17 Pieces, Satin Wrenches

D978 – 17 Pieces, Full Polish Wrenches

See Page 354 for photograph.

Part No.	Description	Size	Part No.	Description	Size	Part No.	Description	Size
D977			1130	Combination Wrench, 12 Pt.	15/16"	1218	Combination Wrench, 12 Pt.	9/16"
1108	Combination Wrench, 12 Pt.	1/4"	1132	Combination Wrench, 12 Pt.	1"	1220	Combination Wrench, 12 Pt.	5/8"
1110	Combination Wrench, 12 Pt.	5/16"	1134	Combination Wrench, 12 Pt.	1-1/16"	1222	Combination Wrench, 12 Pt.	11/16"
1112	Combination Wrench, 12 Pt.	3/8"	1136	Combination Wrench, 12 Pt.	1-1/8"	1224	Combination Wrench, 12 Pt.	3/4"
1114	Combination Wrench, 12 Pt.	7/16"	1138	Combination Wrench, 12 Pt.	1-3/16"	1226	Combination Wrench, 12 Pt.	13/16"
1116	Combination Wrench, 12 Pt.	1/2"	1140	Combination Wrench, 12 Pt.	1-1/4"	1228	Combination Wrench, 12 Pt.	7/8"
1118	Combination Wrench, 12 Pt.	9/16"	D978			1230	Combination Wrench, 12 Pt.	15/16"
1120	Combination Wrench, 12 Pt.	5/8"	1208	Combination Wrench, 12 Pt.	1/4"	1232	Combination Wrench, 12 Pt.	1"
1122	Combination Wrench, 12 Pt.	11/16"	1210	Combination Wrench, 12 Pt.	5/16"	1234	Combination Wrench, 12 Pt.	1-1/16"
1124	Combination Wrench, 12 Pt.	3/4"	1212	Combination Wrench, 12 Pt.	3/8"	1236	Combination Wrench, 12 Pt.	1-1/8"
1126	Combination Wrench, 12 Pt.	13/16"	1214	Combination Wrench, 12 Pt.	7/16"	1238	Combination Wrench, 12 Pt.	1-3/16"
1128	Combination Wrench, 12 Pt.	7/8"	1216	Combination Wrench, 12 Pt.	1/2"	1240	Combination Wrench, 12 Pt.	1-1/4"

Metric Combination Wrenches

D979 – 24 Pieces, Satin Wrenches

D980 – 24 Pieces, Full Polish Wrenches

See Page 354 for photograph.

Part No.	Description	Size	Part No.	Description	Size	Part No.	Description	Size
D979			11-22mm	Metric Combination Wrench, 12 Pt.	22mm	12-14mm	Metric Combination Wrench, 12 Pt.	14mm
11-06mm	Metric Combination Wrench, 12 Pt.	6mm	11-23mm	Metric Combination Wrench, 12 Pt.	23mm	12-15mm	Metric Combination Wrench, 12 Pt.	15mm
11-07mm	Metric Combination Wrench, 12 Pt.	7mm	11-24mm	Metric Combination Wrench, 12 Pt.	24mm	12-16mm	Metric Combination Wrench, 12 Pt.	16mm
11-08mm	Metric Combination Wrench, 12 Pt.	8mm	11-25mm	Metric Combination Wrench, 12 Pt.	25mm	12-17mm	Metric Combination Wrench, 12 Pt.	17mm
11-09mm	Metric Combination Wrench, 12 Pt.	9mm	11-26mm	Metric Combination Wrench, 12 Pt.	26mm	12-18mm	Metric Combination Wrench, 12 Pt.	18mm
11-10mm	Metric Combination Wrench, 12 Pt.	10mm	11-27mm	Metric Combination Wrench, 12 Pt.	27mm	12-19mm	Metric Combination Wrench, 12 Pt.	19mm
11-11mm	Metric Combination Wrench, 12 Pt.	11mm	11-30mm	Metric Combination Wrench, 12 Pt.	30mm	12-20mm	Metric Combination Wrench, 12 Pt.	20mm
11-12mm	Metric Combination Wrench, 12 Pt.	12mm	11-32mm	Metric Combination Wrench, 12 Pt.	32mm	12-21mm	Metric Combination Wrench, 12 Pt.	21mm
11-13mm	Metric Combination Wrench, 12 Pt.	13mm	D980			12-22mm	Metric Combination Wrench, 12 Pt.	22mm
11-14mm	Metric Combination Wrench, 12 Pt.	14mm	12-06mm	Metric Combination Wrench, 12 Pt.	6mm	12-23mm	Metric Combination Wrench, 12 Pt.	23mm
11-15mm	Metric Combination Wrench, 12 Pt.	15mm	12-07mm	Metric Combination Wrench, 12 Pt.	7mm	12-24mm	Metric Combination Wrench, 12 Pt.	24mm
11-16mm	Metric Combination Wrench, 12 Pt.	16mm	12-08mm	Metric Combination Wrench, 12 Pt.	8mm	12-25mm	Metric Combination Wrench, 12 Pt.	25mm
11-17mm	Metric Combination Wrench, 12 Pt.	17mm	12-09mm	Metric Combination Wrench, 12 Pt.	9mm	12-26mm	Metric Combination Wrench, 12 Pt.	26mm
11-18mm	Metric Combination Wrench, 12 Pt.	18mm	12-10mm	Metric Combination Wrench, 12 Pt.	10mm	12-27mm	Metric Combination Wrench, 12 Pt.	27mm
11-19mm	Metric Combination Wrench, 12 Pt.	19mm	12-11mm	Metric Combination Wrench, 12 Pt.	11mm	12-30mm	Metric Combination Wrench, 12 Pt.	30mm
11-20mm	Metric Combination Wrench, 12 Pt.	20mm	12-12mm	Metric Combination Wrench, 12 Pt.	12mm	12-32mm	Metric Combination Wrench, 12 Pt.	32mm
11-21mm	Metric Combination Wrench, 12 Pt.	21mm	12-13mm	Metric Combination Wrench, 12 Pt.	13mm			

Fractional Double Box End Wrenches

D942 – 15 Pieces, 12 Point

See Page 354 for photograph.

Part No.	Description	Size	Part No.	Description	Size	Part No.	Description	Size
51012	Box End Wrench, 12 Pt.	5/16" x 3/8"	52022	Box End Wrench, 12 Pt.	5/8" x 11/16"	52628	Open End Wrench	13/16" x 7/8"
51214	Box End Wrench, 12 Pt.	3/8" x 7/16"	52024	Box End Wrench, 12 Pt.	5/8" x 3/4"	52830	Open End Wrench	7/8" x 15/16"
51416	Box End Wrench, 12 Pt.	7/8" x 1/2"	52224	Box End Wrench, 12 Pt.	11/16" x 3/4"	53032	Open End Wrench	15/16" x 1"
51618	Box End Wrench, 12 Pt.	1/2" x 9/16"	52426	Box End Wrench, 12 Pt.	3/4" x 13/16"	53436	Open End Wrench	1-1/16" x 1-1/8"
51820	Box End Wrench, 12 Pt.	9/16" x 5/8"	52428	Box End Wrench, 12 Pt.	3/4" x 7/8"	53440	Open End Wrench	1-1/16" x 1-1/4"

Fractional Open End Wrenches

D987 – 18 Pieces

See Page 354 for photograph.

Part No.	Description	Size	Part No.	Description	Size	Part No.	Description	Size
1308	Open End Wrench	3/16" x 1/4"	1320	Open End Wrench	9/16" x 5/8"	1329	Open End Wrench	13/16" x 7/8"
1310	Open End Wrench	1/4" x 5/16"	1322	Open End Wrench	5/8" x 11/16"	1330	Open End Wrench	7/8" x 15/16"
1312	Open End Wrench	5/16" x 3/8"	1324	Open End Wrench	5/8" x 3/4"	1331	Open End Wrench	7/8" x 1-1/16"
1314	Open End Wrench	3/8" x 7/16"	1325	Open End Wrench	11/16" x 3/4"	1332	Open End Wrench	15/16" x 1"
1316	Open End Wrench	7/8" x 1/2"	1326	Open End Wrench	3/4" x 7/8"	1336	Open End Wrench	1-1/16" x 1-1/8"
1318	Open End Wrench	1/2" x 9/16"	1328	Open End Wrench	3/4" x 13/16"	1340	Open End Wrench	1-1/8" x 1-1/4"



Fractional Tubing Wrenches

D981 – 44 Pieces

See Page 355 for photograph.

Part No.	Description	Size	Part No.	Description	Size	Part No.	Description	Size
1040	Combination Open End Flare Nut Wrench	3/8"	1080	1/2" Drive Crowfoot Wrench - Flare Nut, 12 Pt.	1-1/8"	1614	Flare Nut Wrench	3/8" x 7/16"
1042	Combination Open End Flare Nut Wrench	7/16"	1081	1/2" Drive Crowfoot Wrench - Flare Nut, 12 Pt.	1-3/16"	1618	Flare Nut Wrench	1/2" x 9/16"
1044	Combination Open End Flare Nut Wrench	1/2"	1082	1/2" Drive Crowfoot Wrench - Flare Nut, 12 Pt.	1-1/4"	1622	Flare Nut Wrench	5/8" x 11/16"
1046	Combination Open End Flare Nut Wrench	9/16"	1083	1/2" Drive Crowfoot Wrench - Flare Nut, 12 Pt.	1-5/16"	1642	Ratcheting Flare Nut Wrench	3/8"
1048	Combination Open End Flare Nut Wrench	5/8"	1084	1/2" Drive Crowfoot Wrench - Flare Nut, 12 Pt.	1-3/8"	1644	Ratcheting Flare Nut Wrench	7/16"
1050	Combination Open End Flare Nut Wrench	11/16"	1085	1/2" Drive Crowfoot Wrench - Flare Nut, 12 Pt.	1-7/16"	1646	Ratcheting Flare Nut Wrench	1/2"
1052	Combination Open End Flare Nut Wrench	3/4"	1086	1/2" Drive Crowfoot Wrench - Flare Nut, 12 Pt.	1-1/2"	1648	Ratcheting Flare Nut Wrench	9/16"
1060	3/8" Drive Crowfoot Wrench - Flare Nut, 12 Pt.	5/8"	1087	1/2" Drive Crowfoot Wrench - Flare Nut, 12 Pt.	1-9/16"	1650	Ratcheting Flare Nut Wrench	5/8"
1062	3/8" Drive Crowfoot Wrench - Flare Nut, 12 Pt.	11/16"	1088	1/2" Drive Crowfoot Wrench - Flare Nut, 12 Pt.	1-5/8"	1652	Ratcheting Flare Nut Wrench	11/16"
1064	3/8" Drive Crowfoot Wrench - Flare Nut, 12 Pt.	3/4"	1089	1/2" Drive Crowfoot Wrench - Flare Nut, 12 Pt.	1-11/16"	1654	Ratcheting Flare Nut Wrench	3/4"
1066	3/8" Drive Crowfoot Wrench - Flare Nut, 12 Pt.	13/16"	1090	1/2" Drive Crowfoot Wrench - Flare Nut, 12 Pt.	1-3/4"	1656	Ratcheting Flare Nut Wrench	13/16"
1068	3/8" Drive Crowfoot Wrench - Flare Nut, 12 Pt.	7/8"	1091	1/2" Drive Crowfoot Wrench - Flare Nut, 12 Pt.	1-13/16"	1658	Ratcheting Flare Nut Wrench	7/8"
1070	3/8" Drive Crowfoot Wrench - Flare Nut, 12 Pt.	15/16"	1092	1/2" Drive Crowfoot Wrench - Flare Nut, 12 Pt.	1-7/8"	1660	Ratcheting Flare Nut Wrench	15/16"
1072	3/8" Drive Crowfoot Wrench - Flare Nut, 12 Pt.	1"	1093	1/2" Drive Crowfoot Wrench - Flare Nut, 12 Pt.	1-15/16"	1662	Ratcheting Flare Nut Wrench	1"
1074	3/8" Drive Crowfoot Wrench - Flare Nut, 12 Pt.	1-1/16"	1094	1/2" Drive Crowfoot Wrench - Flare Nut, 12 Pt.	2"			

Metric Wrenches

D956 – 29 Pieces, Ratcheting Box Wrenches, Flare Nut Wrenches & Crowfoot Wrenches

See Page 355 for photograph.

Part No.	Description	Size	Part No.	Description	Size	Part No.	Description	Size
10-10mm	3/8" Drive Metric Crowfoot Wrench	10mm	16-11mm	Metric Flare Nut Wrench, 6 Pt.	9mm x 11mm	9422	Metric Ratcheting Box Wrench, 12 Pt.	16mm x 18mm
10-11mm	3/8" Drive Metric Crowfoot Wrench	11mm	16-12mm	Metric Flare Nut Wrench, 6 Pt.	10mm x 12mm	9423	Metric Ratcheting Box Wrench, 12 Pt.	19mm x 21mm
10-12mm	3/8" Drive Metric Crowfoot Wrench	12mm	16-14mm	Metric Flare Nut Wrench, 6 Pt.	13mm x 14mm	9431	Metric Offset Ratcheting Box Wrench, 6 Pt.	7mm x 8mm
10-13mm	3/8" Drive Metric Crowfoot Wrench	13mm	16-17mm	Metric Flare Nut Wrench, 6 Pt.	15mm x 17mm	9432	Metric Offset Ratcheting Box Wrench, 6 Pt.	9mm x 10mm
10-14mm	3/8" Drive Metric Crowfoot Wrench	14mm	16-21mm	Metric Flare Nut Wrench, 6 Pt.	19mm x 21mm	9434	Metric Offset Ratcheting Box Wrench, 6 Pt.	11mm x 12mm
10-15mm	3/8" Drive Metric Crowfoot Wrench	15mm	9416	Metric Ratcheting Box Wrench, 6 Pt.	7mm x 8mm	9435	Metric Offset Ratcheting Box Wrench, 6 Pt.	13mm x 14mm
10-16mm	3/8" Drive Metric Crowfoot Wrench	16mm	9417	Metric Ratcheting Box Wrench, 6 Pt.	9mm x 10mm	9436	Metric Offset Ratcheting Box Wrench, 12 Pt.	15mm x 17mm
10-17mm	3/8" Drive Metric Crowfoot Wrench	17mm	9418	Metric Ratcheting Box Wrench, 6 Pt.	11mm x 12mm	9437	Metric Offset Ratcheting Box Wrench, 12 Pt.	16mm x 18mm
10-18mm	3/8" Drive Metric Crowfoot Wrench	18mm	9419	Metric Ratcheting Box Wrench, 6 Pt.	13mm x 14mm	9438	Metric Offset Ratcheting Box Wrench, 12 Pt.	19mm x 21mm
10-19mm	3/8" Drive Metric Crowfoot Wrench	19mm	9421	Metric Ratcheting Box Wrench, 12 Pt.	15mm x 17mm			

Fractional Service Wrenches

D943 – 22 Pieces

See Page 355 for photograph.

Part No.	Description	Size	Part No.	Description	Size	Part No.	Description	Size
1424	Service Wrench, 30° Angle	3/4"	1440	Service Wrench, 30° Angle	1-1/4"	1458	Service Wrench, 30° Angle	1-13/16"
1426	Service Wrench, 30° Angle	13/16"	1442	Service Wrench, 30° Angle	1-5/16"	1460	Service Wrench, 30° Angle	1-7/8"
1428	Service Wrench, 30° Angle	7/8"	1444	Service Wrench, 30° Angle	1-3/8"	1462	Service Wrench, 30° Angle	1-15/16"
1430	Service Wrench, 30° Angle	15/16"	1446	Service Wrench, 30° Angle	1-7/16"	1464	Service Wrench, 30° Angle	2"
1432	Service Wrench, 30° Angle	1"	1448	Service Wrench, 30° Angle	1-1/2"	1468	Service Wrench, 30° Angle	2-1/8"
1434	Service Wrench, 30° Angle	1-1/16"	1450	Service Wrench, 30° Angle	1-9/16"	1472	Service Wrench, 30° Angle	2-1/4"
1436	Service Wrench, 30° Angle	1-1/8"	1452	Service Wrench, 30° Angle	1-5/8"			
1438	Service Wrench, 30° Angle	1-3/16"	1456	Service Wrench, 30° Angle	1-3/4"			





Salesmen's Sample Case

D940 – 34 Pieces

See Page 355 for photograph.

Part No.	Description	Size	Part No.	Description	Size	Part No.	Description	Size
1018	3/8" Drive Open-End Crowfoot Wrench	9/16"	3475	3/8" Drive Universal		9536	Center Punch	1/4" x 3-1/2"
1118	Combination Wrench, 12 Pt.	9/16"	3490	3/8" Drive Ratchet, Double Pawl	7-1/32"	9556	Starter Punch	3/16" x 5"
1218	Combination Wrench, 12 Pt.	9/16"	3518	3/8" Drive Deep Socket, 6 Pt.	9/16"	9594	Pin Punch	3/16" x 5-1/4"
2426	1/4" Drive Ratchet	4-3/4"	3618	3/8" Drive Deep Socket, 12 Pt.	9/16"	9602	Cold Chisel	3/8" x 5-1/2"
2612	1/4" Drive Deep Socket, 12 Pt.	3/8"	4114	1/2" Drive Standard Socket, 12 Pt.	7/16"	9604	Cold Chisel	5/8" x 6-1/2"
3018	3/8" Drive Deep Socket, 6 Pt.	9/16"	4318	1/2" Drive Special 8 Pt. Standard Socket	9/16"	9606	Cold Chisel	7/8" x 7-1/2"
3118	3/8" Drive Standard Socket, 12 Pt.	9/16"	4480	1/2" Drive Open Head Ratchet, Pear Shape	10-1/2"	9AB08	Adjustable Wrench, Black Industrial Finish	8"
3405	3/8" Drive Extension	5"	4824	1/2" Drive Standard Impact Socket	3-8"	9AC08	Adjustable Wrench,	8"
3411	3/8" Drive Wobble Extension	6"	4900	1/2" Drive Impact Adaptor		9C426	Tongue and Groove Pliers	6-1/2"
3426	3/8" Drive Ratchet, Knurled Grip	7"	4924	1/2" Drive Deep Impact Socket	3/4"	9V4LN	Long Nose Locking Pliers w/Wire Cutter	4"
3430	3/8" Drive Ratchet, Compact-Palm Size	4-3/4"	9104	Phillips Screwdriver #1	3"			
3438	3/8" Drive Flex Handle	9-11/16"	9163	Cushion Grip Cabinet Tip Screwdriver	8"			

Adjustable Wrenches

D975 – 30 Pieces, 6 each size, 12" Wide Display

See Page 356 for photograph.

Part No.	Description	Size
9AC04	Adjustable Wrench, Cobalt Finish	4"
9AC06	Adjustable Wrench, Cobalt Finish	6"
9AC08	Adjustable Wrench, Cobalt Finish	8"
9AC10	Adjustable Wrench, Cobalt Finish	10"
9AC12	Adjustable Wrench, Cobalt Finish	12"

Adjustable Wrenches

D976 – 30 Pieces, 6 each size, 12" Wide Display

See Page 356 for photograph.

Part No.	Description	Size
9AB04	Adjustable Wrench, Black Industrial Finish	4"
9AB06	Adjustable Wrench, Black Industrial Finish	6"
9AB08	Adjustable Wrench, Black Industrial Finish	8"
9AB10	Adjustable Wrench, Black Industrial Finish	10"
9AB12	Adjustable Wrench, Black Industrial Finish	12"

Ridgid Pipe Wrenches

D972 – 6 Pieces

See Page 356 for photograph.

Part No.	Description	Size
9R31005	Ridgid Pipe Wrench, Heavy-Duty	8"
9R31010	Ridgid Pipe Wrench, Heavy-Duty	10"
9R31015	Ridgid Pipe Wrench, Heavy-Duty	12"
9R31020	Ridgid Pipe Wrench, Heavy-Duty	14"
9R31025	Ridgid Pipe Wrench, Heavy-Duty	18"
9R31030	Ridgid Pipe Wrench, Heavy-Duty	24"

Adjustable Wrenches

D961 – 18 Pieces

See Page 356 for photograph.

Part No.	Description	Size	Part No.	Description	Size	Part No.	Description	Size
9414	Adjustable Construction Wrench	16"	9AB15	Adjustable Wrench, Black Industrial Finish	15"	9AC15	Adjustable Wrench, Cobalt Finish	15"
9AB04	Adjustable Wrench, Black Industrial Finish	4"	9AC04	Adjustable Wrench, Cobalt Finish	4"	9AG04	Adjustable Wrench, Cobalt Finish, Cushion Grip	4"
9AB06	Adjustable Wrench, Black Industrial Finish	6"	9AC06	Adjustable Wrench, Cobalt Finish	6"	9AG06	Adjustable Wrench, Cobalt Finish, Cushion Grip	6"
9AB08	Adjustable Wrench, Black Industrial Finish	8"	9AC08	Adjustable Wrench, Cobalt Finish	8"	9AG08	Adjustable Wrench, Cobalt Finish, Cushion Grip	8"
9AB10	Adjustable Wrench, Black Industrial Finish	10"	9AC10	Adjustable Wrench, Cobalt Finish	10"	9AG10	Adjustable Wrench, Cobalt Finish, Cushion Grip	10"
9AB12	Adjustable Wrench, Black Industrial Finish	12"	9AC12	Adjustable Wrench, Cobalt Finish	12"	9AG12	Adjustable Wrench, Cobalt Finish, Cushion Grip	12"



Fractional Sockets, Handles & Attachments

D982 – 82 Pieces, 1/4" Drive 6 & 12 Pt.

Sockets, Handles & Attachments

See Page 357 for photograph.

Part No.	Description	Size	Part No.	Description	Size	Part No.	Description	Size
2005	1/4" Drive Standard Socket, 6 Pt.	5/32"	2212	1/4" Drive Hex Bit Socket	7/32"	2453	1/4" Drive Adaptor	
2006	1/4" Drive Standard Socket, 6 Pt.	3/16"	2214	1/4" Drive Hex Bit Bit Socket	1/4"	2475	1/4" Drive Universal Joint	
2007	1/4" Drive Standard Socket, 6 Pt.	7/32"	2218	1/4" Drive Hex Bit Bit Socket	5/16"	2492	1/4" Drive Heavy-duty Ratchet	5-1/4"
2008	1/4" Drive Standard Socket, 6 Pt.	1/4"	2260	1/4" Drive Standard Screwdriver Socket with Bit	3/16"	2506	1/4" Drive Deep Socket, 6 Pt.	3/16"
2009	1/4" Drive Standard Socket, 6 Pt.	9/32"	2261	1/4" Drive Standard Screwdriver Socket with Bit	1/4"	2507	1/4" Drive Deep Socket, 6 Pt.	7/32"
2010	1/4" Drive Standard Socket, 6 Pt.	5/16"	2263	1/4" Drive Standard Screwdriver Socket with Bit	23/64"	2508	1/4" Drive Deep Socket, 6 Pt.	1/4"
2011	1/4" Drive Standard Socket, 6 Pt.	11/32"	2265	1/4" Drive Phillips Screwdriver Socket with Bit	#1	2509	1/4" Drive Deep Socket, 6 Pt.	9/32"
2012	1/4" Drive Standard Socket, 6 Pt.	3/8"	2266	1/4" Drive Phillips Screwdriver Socket with Bit	#2	2510	1/4" Drive Deep Socket, 6 Pt.	5/16"
2014	1/4" Drive Standard Socket, 6 Pt.	7/16"	2267	1/4" Drive Long Phillips Screwdriver Socket with Bit	#1	2511	1/4" Drive Deep Socket, 6 Pt.	11/32"
2016	1/4" Drive Standard Socket, 6 Pt.	1/2"	2308	1/4" Drive Special 8 Pt. Standard Socket	1/4"	2512	1/4" Drive Deep Socket, 6 Pt.	3/8"
2106	1/4" Drive Standard Socket, 12 Pt.	3/16"	2310	1/4" Drive Special 8 Pt. Standard Socket	5/16"	2514	1/4" Drive Deep Socket, 6 Pt.	7/16"
2107	1/4" Drive Standard Socket, 12 Pt.	7/32"	2312	1/4" Drive Special 8 Pt. Standard Socket	3/8"	2516	1/4" Drive Deep Socket, 6 Pt.	1/2"
2108	1/4" Drive Standard Socket, 12 Pt.	1/4"	2402	1/4" Drive Extension	2"	2606	1/4" Drive Deep Socket, 12 Pt.	3/16"
2109	1/4" Drive Standard Socket, 12 Pt.	9/32"	2404	1/4" Drive Extension	4"	2607	1/4" Drive Deep Socket, 12 Pt.	7/32"
2110	1/4" Drive Standard Socket, 12 Pt.	5/16"	2406	1/4" Drive Extension	6"	2608	1/4" Drive Deep Socket, 12 Pt.	1/4"
2111	1/4" Drive Standard Socket, 12 Pt.	11/32"	2410	1/4" Drive Extension	10"	2609	1/4" Drive Deep Socket, 12 Pt.	9/32"
2112	1/4" Drive Standard Socket, 12 Pt.	3/8"	2413	1/4" Drive Locking Adaptor		2610	1/4" Drive Deep Socket, 12 Pt.	5/16"
2114	1/4" Drive Standard Socket, 12 Pt.	7/16"	2414	1/4" Drive Extension	14"	2611	1/4" Drive Deep Socket, 12 Pt.	11/32"
2116	1/4" Drive Standard Socket, 12 Pt.	1/2"	2415	1/4" Drive Locking Extension	5-7/16"	2612	1/4" Drive Deep Socket, 12 Pt.	3/8"
2118	1/4" Drive Standard Socket, 12 Pt.	9/16"	2416	1/4" Drive Locking Extension	7-7/16"	2614	1/4" Drive Deep Socket, 12 Pt.	7/16"
2202	1/4" Drive Hex Bit Socket	1/16"	2417	1/4" Drive Locking Extension	11-7/16"	2616	1/4" Drive Deep Socket, 12 Pt.	1/2"
2203	1/4" Drive Hex Bit Socket	5/64"	2418	1/4" Drive Locking Extension	14-3/4"	2618	1/4" Drive Deep Socket, 12 Pt.	9/16"
2204	1/4" Drive Hex Bit Socket	3/32"	2426	1/4" Drive Ratchet	4-3/4"	2708	1/4" Drive Flex Socket, 12 Pt.	1/4"
2205	1/4" Drive Hex Bit Socket	7/64"	2428	1/4" Drive Flex Head Ratchet	6-1/2"	2710	1/4" Drive Flex Socket, 12 Pt.	5/16"
2206	1/4" Drive Hex Bit Socket	1/8"	2435	1/4" Drive Flex Handle	5"	2712	1/4" Drive Flex Socket, 12 Pt.	3/8"
2207	1/4" Drive Hex Bit Socket	9/64"	2442	1/4" Drive Spinner w/Female End	6"	2714	1/4" Drive Flex Socket, 12 Pt.	7/16"
2208	1/4" Drive Hex Bit Socket	5/32"	2443	1/4" Drive Locking Spinner w/Female End	7-7/16"	2716	1/4" Drive Flex Socket, 12 Pt.	1/2"
2210	1/4" Drive Hex Bit Socket	3/16"	2445	1/4" Drive Speeder		9203	1/2" Drive Socket Screwdriver with Long Bit	#2

Metric Sockets

D957 – 78 Pieces, 1/4" & 3/8" Drive 6 & 12 Pt. Sockets

See Page 357 for photograph.

Part No.	Description	Size	Part No.	Description	Size	Part No.	Description	Size
20-05mm	1/4" Drive Standard Metric Socket, 6 Pt.	5mm	30-14mm	3/8" Drive Standard Metric Socket, 6 Pt.	14mm	32-08mm	3/8" Drive Metric Hex Bit Socket	8mm
20-06mm	1/4" Drive Standard Metric Socket, 6 Pt.	6mm	30-15mm	3/8" Drive Standard Metric Socket, 6 Pt.	15mm	32-10mm	3/8" Drive Metric Hex Bit Socket	10mm
20-07mm	1/4" Drive Standard Metric Socket, 6 Pt.	7mm	30-16mm	3/8" Drive Standard Metric Socket, 6 Pt.	16mm	35-06mm	3/8" Drive Deep Metric Socket, 6 Pt.	6mm
20-08mm	1/4" Drive Standard Metric Socket, 6 Pt.	8mm	30-17mm	3/8" Drive Standard Metric Socket, 6 Pt.	17mm	35-07mm	3/8" Drive Deep Metric Socket, 6 Pt.	7mm
20-09mm	1/4" Drive Standard Metric Socket, 6 Pt.	9mm	30-18mm	3/8" Drive Standard Metric Socket, 6 Pt.	18mm	35-08mm	3/8" Drive Deep Metric Socket, 6 Pt.	8mm
20-10mm	1/4" Drive Standard Metric Socket, 6 Pt.	10mm	30-19mm	3/8" Drive Standard Metric Socket, 6 Pt.	19mm	35-09mm	3/8" Drive Deep Metric Socket, 6 Pt.	9mm
20-11mm	1/4" Drive Standard Metric Socket, 6 Pt.	11mm	31-08mm	3/8" Drive Standard Metric Socket, 12 Pt.	8mm	35-10mm	3/8" Drive Deep Metric Socket, 6 Pt.	10mm
20-12mm	1/4" Drive Standard Metric Socket, 6 Pt.	12mm	31-09mm	3/8" Drive Standard Metric Socket, 12 Pt.	9mm	35-11mm	3/8" Drive Deep Metric Socket, 6 Pt.	11mm
20-13mm	1/4" Drive Standard Metric Socket, 6 Pt.	13mm	31-10mm	3/8" Drive Standard Metric Socket, 12 Pt.	10mm	35-12mm	3/8" Drive Deep Metric Socket, 6 Pt.	12mm
25-04mm	1/4" Drive Deep Metric Socket, 6 Pt.	4mm	31-11mm	3/8" Drive Standard Metric Socket, 12 Pt.	11mm	35-13mm	3/8" Drive Deep Metric Socket, 6 Pt.	13mm
25-05mm	1/4" Drive Deep Metric Socket, 6 Pt.	5mm	31-12mm	3/8" Drive Standard Metric Socket, 12 Pt.	12mm	35-14mm	3/8" Drive Deep Metric Socket, 6 Pt.	14mm
25-06mm	1/4" Drive Deep Metric Socket, 6 Pt.	6mm	31-13mm	3/8" Drive Standard Metric Socket, 12 Pt.	13mm	35-15mm	3/8" Drive Deep Metric Socket, 6 Pt.	15mm
25-07mm	1/4" Drive Deep Metric Socket, 6 Pt.	7mm	31-14mm	3/8" Drive Standard Metric Socket, 12 Pt.	14mm	35-16mm	3/8" Drive Deep Metric Socket, 6 Pt.	16mm
25-08mm	1/4" Drive Deep Metric Socket, 6 Pt.	8mm	31-15mm	3/8" Drive Standard Metric Socket, 12 Pt.	15mm	35-17mm	3/8" Drive Deep Metric Socket, 6 Pt.	17mm
25-09mm	1/4" Drive Deep Metric Socket, 6 Pt.	9mm	31-16mm	3/8" Drive Standard Metric Socket, 12 Pt.	16mm	35-18mm	3/8" Drive Deep Metric Socket, 6 Pt.	18mm
25-10mm	1/4" Drive Deep Metric Socket, 6 Pt.	10mm	31-17mm	3/8" Drive Standard Metric Socket, 12 Pt.	17mm	35-19mm	3/8" Drive Deep Metric Socket, 6 Pt.	19mm
25-11mm	1/4" Drive Deep Metric Socket, 6 Pt.	11mm	31-18mm	3/8" Drive Standard Metric Socket, 12 Pt.	18mm	36-09mm	3/8" Drive Deep Metric Socket, 12 Pt.	9mm
25-12mm	1/4" Drive Deep Metric Socket, 6 Pt.	12mm	31-19mm	3/8" Drive Standard Metric Socket, 12 Pt.	19mm	36-10mm	3/8" Drive Deep Metric Socket, 12 Pt.	10mm
25-13mm	1/4" Drive Deep Metric Socket, 6 Pt.	13mm	31-20mm	3/8" Drive Standard Metric Socket, 12 Pt.	20mm	36-11mm	3/8" Drive Deep Metric Socket, 12 Pt.	11mm
30-06mm	3/8" Drive Standard Metric Socket, 6 Pt.	6mm	31-21mm	3/8" Drive Standard Metric Socket, 12 Pt.	21mm	36-12mm	3/8" Drive Deep Metric Socket, 12 Pt.	12mm
30-07mm	3/8" Drive Standard Metric Socket, 6 Pt.	7mm	31-22mm	3/8" Drive Standard Metric Socket, 12 Pt.	22mm	36-13mm	3/8" Drive Deep Metric Socket, 12 Pt.	13mm
30-08mm	3/8" Drive Standard Metric Socket, 6 Pt.	8mm	32-02mm	3/8" Drive Metric Hex Bit Socket	2mm	36-14mm	3/8" Drive Deep Metric Socket, 12 Pt.	14mm
30-09mm	3/8" Drive Standard Metric Socket, 6 Pt.	9mm	32-02.5mm	3/8" Drive Metric Hex Bit Socket	2.5mm	36-15mm	3/8" Drive Deep Metric Socket, 12 Pt.	15mm
30-10mm	3/8" Drive Standard Metric Socket, 6 Pt.	10mm	32-03mm	3/8" Drive Metric Hex Bit Socket	3mm	36-17mm	3/8" Drive Deep Metric Socket, 12 Pt.	17mm
30-11mm	3/8" Drive Standard Metric Socket, 6 Pt.	11mm	32-04mm	3/8" Drive Metric Hex Bit Socket	4mm	36-19mm	3/8" Drive Deep Metric Socket, 12 Pt.	19mm
30-12mm	3/8" Drive Standard Metric Socket, 6 Pt.	12mm	32-05mm	3/8" Drive Metric Hex Bit Socket	5mm			
30-13mm	3/8" Drive Standard Metric Socket, 6 Pt.	13mm	32-06mm	3/8" Drive Metric Hex Bit Socket	6mm			





Fractional Handles & Attachments

D983 – 37 Pieces, 3/8" Drive Handles & Attachments

See Page 357 for photograph.

Part No.	Description	Size	Part No.	Description	Size	Part No.	Description	Size
1012	3/8" Drive Crowfoot Wrench	3/8"	3405	3/8" Drive Extension	5"	3429	3/8" Drive Ratchet, Bent Flex Nitrile Grip	10-3/4"
1014	3/8" Drive Crowfoot Wrench	7/16"	3409	3/8" Drive Wobble Extension	1-1/2"	3430	3/8" Drive Ratchet, Compact	4-3/4"
1016	3/8" Drive Crowfoot Wrench	1/2"	3410	3/8" Drive Wobble Extension	3"	3435	3/8" Drive Flex Handle	8-15/32"
1018	3/8" Drive Crowfoot Wrench	9/16"	3411	3/8" Drive Wobble Extension	6"	3438	3/8" Drive Flex Handle	9-11/16"
1020	3/8" Drive Crowfoot Wrench	5/8"	3412	3/8" Drive Extension	12"	3439	3/8" Drive Flex Handle	10-3/4"
1022	3/8" Drive Crowfoot Wrench	11/16"	3413	3/8" Drive Locking Adaptor		3440	3/8" Drive Ratchet, Compact Flex Head	10"
1024	3/8" Drive Crowfoot Wrench	3/4"	3417	3/8" Drive Locking Extension	7-23/32"	3443	3/8" Drive Sliding T	7"
1026	3/8" Drive Crowfoot Wrench	13/16"	3418	3/8" Drive Locking Extension	9-23/32"	3445	3/8" Drive Speeder	14-1/2"
1028	3/8" Drive Crowfoot Wrench	7/8"	3419	3/8" Drive Locking Extension	13-23/32"	3480	3/8" Drive Ratchet, Pear-Shaped Open Head	7-7/8"
1032	3/8" Drive Crowfoot Wrench	1"	3425	3/8" Drive Long Ratchet	10"	3482	Open-Head Combination 1/4" & 3/8" Ratchet	
3400	3/8" Drive Ratchet, Nitrile Grip	1-1/2"	3426	3/8" Drive Ratchet, Knurled Grip	7"	3490	3/8" Drive Ratchet, Double Pawl, Contour Handle	7-1/32"
3402	3/8" Drive Extension	1-1/2"	3427	3/8" Drive Ratchet, Knurled Grip Flex Handle	9-11/16"			
3403	3/8" Drive Extension	3"	3428	3/8" Drive Ratchet, Nitrile Grip	10-3/4"			

Fractional Sockets

D984 – 91 Pieces, 3/8" Drive 6 & 12 Pt.

Sockets

See Page 357 for photograph.

Part No.	Description	Size	Part No.	Description	Size	Part No.	Description	Size
3008	3/8" Drive Standard Socket, 6 Pt.	1/4"	3210	3/8" Drive Hex Bit Socket	5/16"	3518	3/8" Drive Deep Socket, 6 Pt.	9/16"
3010	3/8" Drive Standard Socket, 6 Pt.	5/16"	3212	3/8" Drive Hex Bit Socket	3/8"	3520	3/8" Drive Deep Socket, 6 Pt.	5/8"
3012	3/8" Drive Standard Socket, 6 Pt.	3/8"	3246	3/8" Drive Long Hex Bit Socket	3/16"	3522	3/8" Drive Deep Socket, 6 Pt.	11/16"
3014	3/8" Drive Standard Socket, 6 Pt.	7/16"	3248	3/8" Drive Long Hex Bit Socket	1/4"	3524	3/8" Drive Deep Socket, 6 Pt.	3/4"
3016	3/8" Drive Standard Socket, 6 Pt.	1/2"	3252	3/8" Drive Long Hex Bit Socket	3/8"	3526	3/8" Drive Deep Socket, 6 Pt.	13/16"
3018	3/8" Drive Standard Socket, 6 Pt.	9/16"	3260	3/8" Drive Standard Screwdriver Socket with Bit	1/4"	3528	3/8" Drive Deep Socket, 6 Pt.	7/8"
3020	3/8" Drive Standard Socket, 6 Pt.	5/8"	3261	3/8" Drive Standard Screwdriver Socket with Bit	5/16"	3530	3/8" Drive Deep Socket, 6 Pt.	15/16"
3022	3/8" Drive Standard Socket, 6 Pt.	11/16"	3262	3/8" Drive Standard Screwdriver Socket with Bit	3/8"	3532	3/8" Drive Deep Socket, 6 Pt.	1"
3024	3/8" Drive Standard Socket, 6 Pt.	3/4"	3265	3/8" Drive Phillips Screwdriver Socket with Bit	#1	3588	3/8" Drive Spark Plug Holding Socket	18mm
3026	3/8" Drive Standard Socket, 6 Pt.	13/16"	3266	3/8" Drive Phillips Screwdriver Socket with Bit	#2	3590	3/8" Drive Spark Plug Holding Socket	5/8"
3028	3/8" Drive Standard Socket, 6 Pt.	7/8"	3267	3/8" Drive Phillips Screwdriver Socket with Bit	#3	3596	3/8" Drive Spark Plug Holding Socket	13/16"
3030	3/8" Drive Standard Socket, 6 Pt.	15/16"	3268	3/8" Drive Phillips Screwdriver Socket with Bit	#4	3612	3/8" Drive Deep Socket, 12 Pt.	3/8"
3032	3/8" Drive Standard Socket, 6 Pt.	1"	3308	3/8" Drive Special 8 Pt. Standard Socket	1/4"	3614	3/8" Drive Deep Socket, 12 Pt.	7/16"
3108	3/8" Drive Standard Socket, 12 Pt.	1/4"	3310	3/8" Drive Special 8 Pt. Standard Socket	5/16"	3616	3/8" Drive Deep Socket, 12 Pt.	1/2"
3110	3/8" Drive Standard Socket, 12 Pt.	5/16"	3312	3/8" Drive Special 8 Pt. Standard Socket	3/8"	3618	3/8" Drive Deep Socket, 12 Pt.	9/16"
3112	3/8" Drive Standard Socket, 12 Pt.	3/8"	3314	3/8" Drive Special 8 Pt. Standard Socket	7/16"	3620	3/8" Drive Deep Socket, 12 Pt.	5/8"
3114	3/8" Drive Standard Socket, 12 Pt.	7/16"	3316	3/8" Drive Special 8 Pt. Standard Socket	1/2"	3622	3/8" Drive Deep Socket, 12 Pt.	11/16"
3116	3/8" Drive Standard Socket, 12 Pt.	1/2"	3318	3/8" Drive Special 8 Pt. Standard Socket	9/16"	3624	3/8" Drive Deep Socket, 12 Pt.	3/4"
3118	3/8" Drive Standard Socket, 12 Pt.	9/16"	3320	3/8" Drive Special 8 Pt. Standard Socket	5/8"	3626	3/8" Drive Deep Socket, 12 Pt.	13/16"
3120	3/8" Drive Standard Socket, 12 Pt.	5/8"	3322	3/8" Drive Special 8 Pt. Standard Socket	11/16"	3628	3/8" Drive Deep Socket, 12 Pt.	7/8"
3122	3/8" Drive Standard Socket, 12 Pt.	11/16"	3324	3/8" Drive Special 8 Pt. Standard Socket	3/4"	3630	3/8" Drive Deep Socket, 12 Pt.	5/16"
3124	3/8" Drive Standard Socket, 12 Pt.	3/4"	3326	3/8" Drive Special 8 Pt. Standard Socket	13/16"	3632	3/8" Drive Deep Socket, 12 Pt.	1"
3126	3/8" Drive Standard Socket, 12 Pt.	13/16"	3328	3/8" Drive Special 8 Pt. Standard Socket	7/8"	3712	3/8" Drive Flex Socket, 12 Pt.	3/8"
3128	3/8" Drive Standard Socket, 12 Pt.	7/8"	3452	3/8" Drive Adaptor		3714	3/8" Drive Flex Socket, 12 Pt.	7/16"
3130	3/8" Drive Standard Socket, 12 Pt.	15/16"	3454	3/8" Drive Adaptor		3716	3/8" Drive Flex Socket, 12 Pt.	1/2"
3132	3/8" Drive Standard Socket, 12 Pt.	1"	3475	3/8" Drive Universal		3718	3/8" Drive Flex Socket, 12 Pt.	9/16"
3204	3/8" Drive Hex Bit Socket	1/8"	3508	3/8" Drive Deep Socket, 6 Pt.	1/4"	3720	3/8" Drive Flex Socket, 12 Pt.	5/8"
3205	3/8" Drive Hex Bit Socket	5/32"	3510	3/8" Drive Deep Socket, 6 Pt.	5/16"	3722	3/8" Drive Flex Socket, 12 Pt.	11/16"
3206	3/8" Drive Hex Bit Socket	3/16"	3512	3/8" Drive Deep Socket, 6 Pt.	3/8"	3724	3/8" Drive Flex Socket, 12 Pt.	3/4"
3207	3/8" Drive Hex Bit Socket	7/32"	3514	3/8" Drive Deep Socket, 6 Pt.	7/16"			
3208	3/8" Drive Hex Bit Socket	1/4"	3516	3/8" Drive Deep Socket, 6 Pt.	1/2"			



Fractional Handles & Attachments

D946 – 18 Pieces, 1/2" Drive Handles & Attachments

See Page 358 for photograph.

Part No.	Description	Size	Part No.	Description	Size	Part No.	Description	Size
4400	1/2" Drive Ratchet, Nitrile Comfort Grip Handle	10-1/2"	4425	1/2" Drive Ratchet, Long Knurled Grip Handle	15"	4440	1/2" Drive Twin Flex™ Handle	15-1/4"
4402	1/2" Drive Extension	1-1/2"	4426	1/2" Drive Ratchet, Knurled Grip Handle	10-1/4"	4443	1/2" Drive Sliding T	10-11/16"
4405	1/2" Drive Extension	5"	4435	1/2" Drive Flex Handle	18"	4445	1/2" Drive Speeder	16-3/4"
4409	1/2" Drive Wobble Extension	1-1/2"	4437	1/2" Drive Flex Handle	10-5/8"	4480	1/2" Drive Ratchet, Open Head, Pear Shape	10-1/2"
4410	1/2" Drive Extension	10"	4438	1/2" Drive Flex Handle	18"	4490	1/2" Drive Ratchet, Double Pawl, Contour Grip	11"
4420	1/2" Drive Extension	20"	4439	1/2" Drive Flex Handle	18"	4494	1/2" Drive Ratchet, Double Pawl, Contour Grip	15"

Fractional Standard & Deep Sockets

D947 – 61 Pieces, 1/2" Drive 6 Pt. Standard & Deep Sockets

See Page 358 for photograph.

Part No.	Description	Size	Part No.	Description	Size	Part No.	Description	Size
4012	1/2" Drive Standard Socket, 6 Pt.	3/8"	4212	1/2" Drive Hex Bits Socket	3/8"	4516	1/2" Drive Deep Socket, 6 Pt.	1/2"
4014	1/2" Drive Standard Socket, 6 Pt.	7/16"	4214	1/2" Drive Hex Bits Socket	7/16"	4518	1/2" Drive Deep Socket, 6 Pt.	9/16"
4016	1/2" Drive Standard Socket, 6 Pt.	1/2"	4216	1/2" Drive Hex Bits Socket	1/2"	4520	1/2" Drive Deep Socket, 6 Pt.	5/8"
4018	1/2" Drive Standard Socket, 6 Pt.	9/16"	4218	1/2" Drive Hex Bits Socket	9/16"	4522	1/2" Drive Deep Socket, 6 Pt.	11/16"
4020	1/2" Drive Standard Socket, 6 Pt.	5/8"	4220	1/2" Drive Hex Bits Socket	5/8"	4524	1/2" Drive Deep Socket, 6 Pt.	3/4"
4022	1/2" Drive Standard Socket, 6 Pt.	11/16"	4312	1/2" Drive Special 8 Pt. Standard Socket	3/8"	4526	1/2" Drive Deep Socket, 6 Pt.	13/16"
4024	1/2" Drive Standard Socket, 6 Pt.	3/4"	4314	1/2" Drive Special 8 Pt. Standard Socket	7/16"	4528	1/2" Drive Deep Socket, 6 Pt.	7/8"
4026	1/2" Drive Standard Socket, 6 Pt.	13/16"	4316	1/2" Drive Special 8 Pt. Standard Socket	1/2"	4530	1/2" Drive Deep Socket, 6 Pt.	15/16"
4028	1/2" Drive Standard Socket, 6 Pt.	7/8"	4318	1/2" Drive Special 8 Pt. Standard Socket	9/16"	4532	1/2" Drive Deep Socket, 6 Pt.	1"
4030	1/2" Drive Standard Socket, 6 Pt.	15/16"	4320	1/2" Drive Special 8 Pt. Standard Socket	5/8"	4534	1/2" Drive Deep Socket, 6 Pt.	1-1/16"
4032	1/2" Drive Standard Socket, 6 Pt.	1"	4322	1/2" Drive Special 8 Pt. Standard Socket	11/16"	4536	1/2" Drive Deep Socket, 6 Pt.	1-1/8"
4034	1/2" Drive Standard Socket, 6 Pt.	1-1/16"	4324	1/2" Drive Special 8 Pt. Standard Socket	3/4"	4540	1/2" Drive Deep Socket, 6 Pt.	1-1/4"
4036	1/2" Drive Standard Socket, 6 Pt.	1-1/8"	4326	1/2" Drive Special 8 Pt. Standard Socket	13/16"	4542	1/2" Drive Deep Socket, 6 Pt.	1-5/8"
4038	1/2" Drive Standard Socket, 6 Pt.	1-3/16"	4328	1/2" Drive Special 8 Pt. Standard Socket	7/8"	4544	1/2" Drive Deep Socket, 6 Pt.	1-3/8"
4040	1/2" Drive Standard Socket, 6 Pt.	1-1/4"	4330	1/2" Drive Special 8 Pt. Standard Socket	15/16"	4546	1/2" Drive Deep Socket, 6 Pt.	1-7/16"
4042	1/2" Drive Standard Socket, 6 Pt.	1-5/16"	4332	1/2" Drive Special 8 Pt. Standard Socket	1"	4548	1/2" Drive Deep Socket, 6 Pt.	1-1/2"
4044	1/2" Drive Standard Socket, 6 Pt.	1-3/8"	4334	1/2" Drive Special 8 Pt. Standard Socket	1-1/16"	4590	1/2" Drive Spark Plug Holding Socket	5/8"
4046	1/2" Drive Standard Socket, 6 Pt.	1-7/16"	4336	1/2" Drive Special 8 Pt. Standard Socket	1-1/8"	4596	1/2" Drive Spark Plug Holding Socket	13/16"
4048	1/2" Drive Standard Socket, 6 Pt.	1-1/2"	4340	1/2" Drive Special 8 Pt. Standard Socket	1-1/4"	4598	1/2" Drive Spark Plug Holding Socket	7/8"
4208	1/2" Drive Hex Bits Socket	1/4"	4512	1/2" Drive Deep Socket, 6 Pt.	3/8"			
4210	1/2" Drive Hex Bits Socket	5/16"	4514	1/2" Drive Deep Socket, 6 Pt.	7/16"			

Fractional Standard & Deep Sockets

D948 – 40 Pieces, 1/2" Drive 12 Pt. Standard & Deep Sockets

See Page 358 for photograph.

Part No.	Description	Size	Part No.	Description	Size	Part No.	Description	Size
4112	1/2" Drive Standard Socket, 12 Pt.	3/8"	4140	1/2" Drive Standard Socket, 12 Pt.	1-1/4"	4626	1/2" Drive Deep Socket, 12 Pt.	13/16"
4114	1/2" Drive Standard Socket, 12 Pt.	7/16"	4142	1/2" Drive Standard Socket, 12 Pt.	1-5/16"	4628	1/2" Drive Deep Socket, 12 Pt.	7/8"
4116	1/2" Drive Standard Socket, 12 Pt.	1/2"	4144	1/2" Drive Standard Socket, 12 Pt.	1-3/8"	4630	1/2" Drive Deep Socket, 12 Pt.	15/16"
4118	1/2" Drive Standard Socket, 12 Pt.	9/16"	4146	1/2" Drive Standard Socket, 12 Pt.	1-7/16"	4632	1/2" Drive Deep Socket, 12 Pt.	1"
4120	1/2" Drive Standard Socket, 12 Pt.	5/8"	4148	1/2" Drive Standard Socket, 12 Pt.	1-1/2"	4634	1/2" Drive Deep Socket, 12 Pt.	1-1/16"
4122	1/2" Drive Standard Socket, 12 Pt.	11/16"	4453	1/2" Drive Adaptor		4636	1/2" Drive Deep Socket, 12 Pt.	1-1/8"
4124	1/2" Drive Standard Socket, 12 Pt.	3/4"	4475	1/2" Drive Universal		4638	1/2" Drive Deep Socket, 12 Pt.	1-3/16"
4126	1/2" Drive Standard Socket, 12 Pt.	13/16"	4612	1/2" Drive Deep Socket, 12 Pt.	3/8"	4640	1/2" Drive Deep Socket, 12 Pt.	1-1/4"
4128	1/2" Drive Standard Socket, 12 Pt.	7/8"	4614	1/2" Drive Deep Socket, 12 Pt.	7/16"	4642	1/2" Drive Deep Socket, 12 Pt.	1-5/16"
4130	1/2" Drive Standard Socket, 12 Pt.	15/16"	4616	1/2" Drive Deep Socket, 12 Pt.	1/2"	4644	1/2" Drive Deep Socket, 12 Pt.	1-3/8"
4132	1/2" Drive Standard Socket, 12 Pt.	1"	4618	1/2" Drive Deep Socket, 12 Pt.	9/16"	4646	1/2" Drive Deep Socket, 12 Pt.	1-7/16"
4134	1/2" Drive Standard Socket, 12 Pt.	1-1/16"	4620	1/2" Drive Deep Socket, 12 Pt.	5/8"	4648	1/2" Drive Deep Socket, 12 Pt.	1-1/2"
4136	1/2" Drive Standard Socket, 12 Pt.	1-1/8"	4622	1/2" Drive Deep Socket, 12 Pt.	11/16"			
4138	1/2" Drive Standard Socket, 12 Pt.	1-3/16"	4624	1/2" Drive Deep Socket, 12 Pt.	3/4"			





Metric Sockets

D958 – 61 Pieces, 1/2" & 3/4" Drive 12 Pt.

Sockets

See Page 358 for photograph.

Part No.	Description	Size	Part No.	Description	Size	Part No.	Description	Size
41-09mm	1/2" Drive Metric Standard Socket, 12 Pt.	9mm	41-36mm	1/2" Drive Metric Standard Socket, 12 Pt.	36mm	61-24mm	3/4" Drive Metric Standard Socket, 12 Pt.	24mm
41-10mm	1/2" Drive Metric Standard Socket, 12 Pt.	10mm	42-06mm	1/2" Drive Metric Hex Bit Socket	6mm	61-25mm	3/4" Drive Metric Standard Socket, 12 Pt.	25mm
41-11mm	1/2" Drive Metric Standard Socket, 12 Pt.	11mm	42-08mm	1/2" Drive Metric Hex Bit Socket	8mm	61-26mm	3/4" Drive Metric Standard Socket, 12 Pt.	26mm
41-12mm	1/2" Drive Metric Standard Socket, 12 Pt.	12mm	42-10mm	1/2" Drive Metric Hex Bit Socket	10mm	61-27mm	3/4" Drive Metric Standard Socket, 12 Pt.	27mm
41-13mm	1/2" Drive Metric Standard Socket, 12 Pt.	13mm	42-12mm	1/2" Drive Metric Hex Bit Socket	12mm	61-28mm	3/4" Drive Metric Standard Socket, 12 Pt.	28mm
41-14mm	1/2" Drive Metric Standard Socket, 12 Pt.	14mm	42-14mm	1/2" Drive Metric Hex Bit Socket	14mm	61-29mm	3/4" Drive Metric Standard Socket, 12 Pt.	29mm
41-15mm	1/2" Drive Metric Standard Socket, 12 Pt.	15mm	42-17mm	1/2" Drive Metric Hex Bit Socket	17mm	61-30mm	3/4" Drive Metric Standard Socket, 12 Pt.	30mm
41-16mm	1/2" Drive Metric Standard Socket, 12 Pt.	16mm	46-15mm	1/2" Drive Metric Deep Socket, 12 Pt.	15mm	61-32mm	3/4" Drive Metric Standard Socket, 12 Pt.	32mm
41-17mm	1/2" Drive Metric Standard Socket, 12 Pt.	17mm	46-17mm	1/2" Drive Metric Deep Socket, 12 Pt.	17mm	61-35mm	3/4" Drive Metric Standard Socket, 12 Pt.	35mm
41-18mm	1/2" Drive Metric Standard Socket, 12 Pt.	18mm	46-18mm	1/2" Drive Metric Deep Socket, 12 Pt.	18mm	61-36mm	3/4" Drive Metric Standard Socket, 12 Pt.	36mm
41-19mm	1/2" Drive Metric Standard Socket, 12 Pt.	19mm	46-19mm	1/2" Drive Metric Deep Socket, 12 Pt.	19mm	61-38mm	3/4" Drive Metric Standard Socket, 12 Pt.	38mm
41-20mm	1/2" Drive Metric Standard Socket, 12 Pt.	20mm	46-20mm	1/2" Drive Metric Deep Socket, 12 Pt.	20mm	61-41mm	3/4" Drive Metric Standard Socket, 12 Pt.	41mm
41-21mm	1/2" Drive Metric Standard Socket, 12 Pt.	21mm	46-21mm	1/2" Drive Metric Deep Socket, 12 Pt.	21mm	61-42mm	3/4" Drive Metric Standard Socket, 12 Pt.	42mm
41-22mm	1/2" Drive Metric Standard Socket, 12 Pt.	22mm	46-22mm	1/2" Drive Metric Deep Socket, 12 Pt.	22mm	61-46mm	3/4" Drive Metric Standard Socket, 12 Pt.	46mm
41-23mm	1/2" Drive Metric Standard Socket, 12 Pt.	23mm	46-24mm	1/2" Drive Metric Deep Socket, 12 Pt.	24mm	61-50mm	3/4" Drive Metric Standard Socket, 12 Pt.	50mm
41-24mm	1/2" Drive Metric Standard Socket, 12 Pt.	24mm	46-25mm	1/2" Drive Metric Deep Socket, 12 Pt.	25mm	61-54mm	3/4" Drive Metric Standard Socket, 12 Pt.	54mm
41-25mm	1/2" Drive Metric Standard Socket, 12 Pt.	25mm	46-26mm	1/2" Drive Metric Deep Socket, 12 Pt.	26mm	61-55mm	3/4" Drive Metric Standard Socket, 12 Pt.	55mm
41-26mm	1/2" Drive Metric Standard Socket, 12 Pt.	26mm	61-19mm	3/4" Drive Metric Standard Socket, 12 Pt.	19mm	61-58mm	3/4" Drive Metric Standard Socket, 12 Pt.	58mm
41-27mm	1/2" Drive Metric Standard Socket, 12 Pt.	27mm	61-21mm	3/4" Drive Metric Standard Socket, 12 Pt.	21mm	61-60mm	3/4" Drive Metric Standard Socket, 12 Pt.	60mm
41-30mm	1/2" Drive Metric Standard Socket, 12 Pt.	30mm	61-22mm	3/4" Drive Metric Standard Socket, 12 Pt.	22mm			
41-32mm	1/2" Drive Metric Standard Socket, 12 Pt.	32mm	61-23mm	3/4" Drive Metric Standard Socket, 12 Pt.	23mm			

Fractional Sockets, Handles & Attachments

D949 – 16 Pieces, 3/4" Drive 12 Pt. Sockets,

Handles & Attachments

See Page 359 for photograph.

Part No.	Description	Size	Part No.	Description	Size	Part No.	Description	Size
6124	3/4" Drive Standard Socket, 12 Pt.	3/4"	6136	3/4" Drive Standard Socket, 12 Pt.	1-1/8"	6416	3/4" Drive 16" Extension	
6126	3/4" Drive Standard Socket, 12 Pt.	13/16"	6138	3/4" Drive Standard Socket, 12 Pt.	1-3/16"	6433	3/4" Drive Twin Flex™ Handle	22"
6128	3/4" Drive Standard Socket, 12 Pt.	7/8"	6140	3/4" Drive Standard Socket, 12 Pt.	1-1/4"	6435	3/4" Drive Flex Handle	21-5/8"
6130	3/4" Drive Standard Socket, 12 Pt.	15/16"	6400	3/4" Drive Ratchet, Knurled Steel Handle	24"	6443	3/4" Drive Sliding T	17-1/2"
6132	3/4" Drive Standard Socket, 12 Pt.	1"	6403	3/4" Drive 3-1/2" Extension		6475	3/4" Drive Universal	3-3/16"
6134	3/4" Drive Standard Socket, 12 Pt.	1-1/16"	6408	3/4" Drive 8" Extension				

Fractional Standard & Deep Sockets

D950 – 30 Pieces, 3/4" Drive 12 Pt. Standard

& Deep Sockets

See Page 359 for photograph.

Part No.	Description	Size	Part No.	Description	Size	Part No.	Description	Size
6142	3/4" Drive Standard Socket, 12 Pt.	1-5/16"	6164	3/4" Drive Standard Socket, 12 Pt.	2"	6532	3/4" Drive Deep Socket, 6 Pt.	1"
6144	3/4" Drive Standard Socket, 12 Pt.	1-3/8"	6166	3/4" Drive Standard Socket, 12 Pt.	2-1/16"	6534	3/4" Drive Deep Socket, 6 Pt.	1-1/16"
6146	3/4" Drive Standard Socket, 12 Pt.	1-7/16"	6168	3/4" Drive Standard Socket, 12 Pt.	2-1/8"	6536	3/4" Drive Deep Socket, 6 Pt.	1-1/8"
6148	3/4" Drive Standard Socket, 12 Pt.	1-1/2"	6170	3/4" Drive Standard Socket, 12 Pt.	2-3/16"	6538	3/4" Drive Deep Socket, 6 Pt.	1-3/16"
6150	3/4" Drive Standard Socket, 12 Pt.	1-9/16"	6172	3/4" Drive Standard Socket, 12 Pt.	2-1/4"	6540	3/4" Drive Deep Socket, 6 Pt.	1-1/4"
6152	3/4" Drive Standard Socket, 12 Pt.	1-5/8"	6176	3/4" Drive Standard Socket, 12 Pt.	2-3/8"	6542	3/4" Drive Deep Socket, 6 Pt.	1-5/16"
6154	3/4" Drive Standard Socket, 12 Pt.	1-11/16"	6524	3/4" Drive Deep Socket, 6 Pt.	3/4"	6544	3/4" Drive Deep Socket, 6 Pt.	1-3/8"
6156	3/4" Drive Standard Socket, 12 Pt.	1-3/4"	6526	3/4" Drive Deep Socket, 6 Pt.	1-3/16"	6546	3/4" Drive Deep Socket, 6 Pt.	1-7/16"
6158	3/4" Drive Standard Socket, 12 Pt.	1-13/16"	6528	3/4" Drive Deep Socket, 6 Pt.	7/8"	6548	3/4" Drive Deep Socket, 6 Pt.	1-1/2"
6160	3/4" Drive Standard Socket, 12 Pt.	1-7/8"	6530	3/4" Drive Deep Socket, 6 Pt.	15/16"	6552	3/4" Drive Deep Socket, 6 Pt.	1-5/8"



Fractional Sockets, Handles & Attachments

D951 – 24 Pieces, 1" Drive 12 Pt. Standard Sockets, Handles & Attachments

D952 – 13 Pieces, 1" Drive 12 Pt. Standard Sockets, Handles & Attachments

See Page 359 for photograph.

Part No.	Description	Size	Part No.	Description	Size	Part No.	Description	Size
D951			8162	1" Drive Standard Socket, 12 Pt.	1-15/16"	8180	1" Drive Standard Socket, 12 Pt.	2-1/2"
8134	1" Drive Standard Socket, 12 Pt.	1-1/16"	8164	1" Drive Standard Socket, 12 Pt.	2"	8182	1" Drive Standard Socket, 12 Pt.	2-9/16"
8136	1" Drive Standard Socket, 12 Pt.	1-1/8"	8168	1" Drive Standard Socket, 12 Pt.	2-1/8"	8184	1" Drive Standard Socket, 12 Pt.	2-5/8"
8138	1" Drive Standard Socket, 12 Pt.	1-3/16"	8170	1" Drive Standard Socket, 12 Pt.	2-3/16"	8188	1" Drive Standard Socket, 12 Pt.	2-3/4"
8140	1" Drive Standard Socket, 12 Pt.	1-1/4"	8172	1" Drive Standard Socket, 12 Pt.	2-1/4"	8190	1" Drive Standard Socket, 12 Pt.	2-13/16"
8142	1" Drive Standard Socket, 12 Pt.	1-5/16"	8174	1" Drive Standard Socket, 12 Pt.	2-5/16"	8194	1" Drive Standard Socket, 12 Pt.	2-15/16"
8144	1" Drive Standard Socket, 12 Pt.	1-3/8"	8400	1" Drive Ratchet, Knurled Steel Handle	30"	8196	1" Drive Standard Socket, 12 Pt.	3"
8146	1" Drive Standard Socket, 12 Pt.	1-7/16"	8408	1" Drive Extension	8"	8197	1" Drive Standard Socket, 12 Pt.	3-1/8"
8148	1" Drive Standard Socket, 12 Pt.	1-1/2"	8417	1" Drive Extension	17"	8198	1" Drive Standard Socket, 12 Pt.	2-3/8"
8152	1" Drive Standard Socket, 12 Pt.	1-5/8"	8435	1" Drive Flex Handle	26"	8199	1" Drive Standard Socket, 12 Pt.	3-1/2"
8154	1" Drive Standard Socket, 12 Pt.	1-11/16"	8443	1" Drive Sliding T	22"	8402	1" Drive Renewal Kit for 8400 & 8425 Ratchets	
8156	1" Drive Standard Socket, 12 Pt.	1-3/4"	D952					
8158	1" Drive Standard Socket, 12 Pt.	1-13/16"	8176	1" Drive Standard Socket, 12 Pt.	2-3/8"			
8160	1" Drive Standard Socket, 12 Pt.	1-7/8"	8178	1" Drive Standard Socket, 12 Pt.	2-7/16"			

Fractional Impact Sockets & Attachments

D953 – 55 Pieces, 1/2" Drive 6 & 12 Pt. Std. & Deep Impact Sockets & Attachments

See Page 360 for photograph.

Part No.	Description	Size	Part No.	Description	Size	Part No.	Description	Size
4800	1/2" Drive Impact Universal Joint	2-11/16"	4848	1/2" Drive Standard Impact Socket, 6 Pt.	1-1/2"	4926	1/2" Drive Deep Impact Socket, 6 Pt.	13/16"
4812	1/2" Drive Standard Impact Socket, 6 Pt.	3/8"	4864	1/2" Drive Standard Impact Socket, 12 Pt.	7/16"	4928	1/2" Drive Deep Impact Socket, 6 Pt.	7/8"
4814	1/2" Drive Standard Impact Socket, 6 Pt.	7/16"	4866	1/2" Drive Standard Impact Socket, 12 Pt.	1/2"	4930	1/2" Drive Deep Impact Socket, 6 Pt.	15/16"
4816	1/2" Drive Standard Impact Socket, 6 Pt.	1/2"	4868	1/2" Drive Standard Impact Socket, 12 Pt.	9/16"	4932	1/2" Drive Deep Impact Socket, 6 Pt.	1"
4818	1/2" Drive Standard Impact Socket, 6 Pt.	9/16"	4870	1/2" Drive Standard Impact Socket, 12 Pt.	5/8"	4934	1/2" Drive Deep Impact Socket, 6 Pt.	1-1/16"
4820	1/2" Drive Standard Impact Socket, 6 Pt.	5/8"	4872	1/2" Drive Standard Impact Socket, 12 Pt.	11/16"	4936	1/2" Drive Deep Impact Socket, 6 Pt.	1-1/8"
4822	1/2" Drive Standard Impact Socket, 6 Pt.	11/16"	4874	1/2" Drive Standard Impact Socket, 12 Pt.	3/4"	4940	1/2" Drive Deep Impact Socket, 6 Pt.	1-1/4"
4824	1/2" Drive Standard Impact Socket, 6 Pt.	3/4"	4900	1/2" Drive Impact Adaptor		4942	1/2" Drive Deep Impact Socket, 6 Pt.	1-5/16"
4826	1/2" Drive Standard Impact Socket, 6 Pt.	13/16"	4902	1/2" Drive Impact Adaptor		4944	1/2" Drive Deep Impact Socket, 6 Pt.	1-3/8"
4828	1/2" Drive Standard Impact Socket, 6 Pt.	7/8"	4903	1/2" Drive Impact Pin Lock Extensions	2"	4946	1/2" Drive Deep Impact Socket, 6 Pt.	1-7/16"
4830	1/2" Drive Standard Impact Socket, 6 Pt.	15/16"	4905	1/2" Drive Impact Ball Lock Extensions	5"	4948	1/2" Drive Deep Impact Socket, 6 Pt.	1-1/2"
4832	1/2" Drive Standard Impact Socket, 6 Pt.	1"	4909	1/2" Drive Impact Pin Lock Extensions	10"	4964	1/2" Drive Deep Impact Socket, 12 Pt.	7/16"
4834	1/2" Drive Standard Impact Socket, 6 Pt.	1-1/16"	4912	1/2" Drive Deep Impact Socket, 6 Pt.	3/8"	4966	1/2" Drive Deep Impact Socket, 12 Pt.	1/2"
4836	1/2" Drive Standard Impact Socket, 6 Pt.	1-1/8"	4914	1/2" Drive Deep Impact Socket, 6 Pt.	7/16"	4968	1/2" Drive Deep Impact Socket, 12 Pt.	9/16"
4838	1/2" Drive Standard Impact Socket, 6 Pt.	1-3/16"	4916	1/2" Drive Deep Impact Socket, 6 Pt.	1/2"	4970	1/2" Drive Deep Impact Socket, 12 Pt.	5/8"
4840	1/2" Drive Standard Impact Socket, 6 Pt.	1-1/4"	4918	1/2" Drive Deep Impact Socket, 6 Pt.	9/16"	4972	1/2" Drive Deep Impact Socket, 12 Pt.	11/16"
4842	1/2" Drive Standard Impact Socket, 6 Pt.	1-5/16"	4920	1/2" Drive Deep Impact Socket, 6 Pt.	5/8"	4974	1/2" Drive Deep Impact Socket, 12 Pt.	3/4"
4844	1/2" Drive Standard Impact Socket, 6 Pt.	1-3/8"	4922	1/2" Drive Deep Impact Socket, 6 Pt.	11/16"			
4846	1/2" Drive Standard Impact Socket, 6 Pt.	1-7/16"	4924	1/2" Drive Deep Impact Socket, 6 Pt.	3/4"			





Fractional Impact Sockets & Attachments

D985 – 44 Pieces, 3/4" Drive 6 & 12 Pt.

Standard Impact Sockets & Attachments

See Page 360 for photograph.

Part No.	Description	Size	Part No.	Description	Size	Part No.	Description	Size
6218	3/4" Drive Hex Bit Socket	9/16"	6820	3/4" Drive Standard Impact Socket, 6 Pt.	5/8"	6850	3/4" Drive Standard Impact Socket, 6 Pt.	1-9/16"
6220	3/4" Drive Hex Bit Socket	5/8"	6822	3/4" Drive Standard Impact Socket, 6 Pt.	11/16"	6852	3/4" Drive Standard Impact Socket, 6 Pt.	1-5/8"
6224	3/4" Drive Hex Bit Socket	3/4"	6824	3/4" Drive Standard Impact Socket, 6 Pt.	3/4"	6854	3/4" Drive Standard Impact Socket, 6 Pt.	1-11/16"
6228	3/4" Drive Hex Bit Socket	7/8"	6826	3/4" Drive Standard Impact Socket, 6 Pt.	13/16"	6856	3/4" Drive Standard Impact Socket, 6 Pt.	1-3/4"
6232	3/4" Drive Hex Bit Socket	1"	6828	3/4" Drive Standard Impact Socket, 6 Pt.	7/8"	6858	3/4" Drive Standard Impact Socket, 6 Pt.	1-13/16"
6780	3/4" Drive Standard Impact Socket, 12 Pt.	9/16"	6830	3/4" Drive Standard Impact Socket, 6 Pt.	15/16"	6860	3/4" Drive Standard Impact Socket, 6 Pt.	1-7/8"
6782	3/4" Drive Standard Impact Socket, 12 Pt.	5/8"	6832	3/4" Drive Standard Impact Socket, 6 Pt.	1"	6862	3/4" Drive Standard Impact Socket, 6 Pt.	1-15/16"
6784	3/4" Drive Standard Impact Socket, 12 Pt.	11/16"	6834	3/4" Drive Standard Impact Socket, 6 Pt.	1-1/16"	6864	3/4" Drive Standard Impact Socket, 6 Pt.	2"
6786	3/4" Drive Standard Impact Socket, 12 Pt.	3/4"	6836	3/4" Drive Standard Impact Socket, 6 Pt.	1-1/8"	6900	3/4" Drive Impact Adaptor	
6788	3/4" Drive Standard Impact Socket, 12 Pt.	13/16"	6838	3/4" Drive Standard Impact Socket, 6 Pt.	1-3/16"	6901	3/4" Drive Impact Adaptor	
6790	3/4" Drive Standard Impact Socket, 12 Pt.	7/8"	6840	3/4" Drive Standard Impact Socket, 6 Pt.	1-1/4"	6907	3/4" Drive Impact Extension	7"
6792	3/4" Drive Standard Impact Socket, 12 Pt.	15/16"	6842	3/4" Drive Standard Impact Socket, 6 Pt.	1-5/16"	6910	3/4" Drive Impact Extension	10"
6794	3/4" Drive Standard Impact Socket, 12 Pt.	1"	6844	3/4" Drive Standard Impact Socket, 6 Pt.	1-3/8"	6913	3/4" Drive Impact Extension	13"
6800	3/4" Drive Impact Universal Joint		6846	3/4" Drive Standard Impact Socket, 6 Pt.	1-7/16"	8900	1" Drive Impact Adaptor	
6818	3/4" Drive Standard Impact Socket, 6 Pt.	9/16"	6848	3/4" Drive Standard Impact Socket, 6 Pt.	1-1/2"			

Fractional Deep Impact Sockets

D986 – 33 Pieces, 3/4" Drive 6 & 12 Pt.

Deep Impact Sockets

See Page 360 for photograph.

Part No.	Description	Size	Part No.	Description	Size	Part No.	Description	Size
6918	3/4" Drive Deep Impact, 6 Pt.	9/16"	6940	3/4" Drive Deep Impact, 6 Pt.	1-1/4"	6962	3/4" Drive Deep Impact, 6 Pt.	1-15/16"
6920	3/4" Drive Deep Impact, 6 Pt.	5/8"	6942	3/4" Drive Deep Impact, 6 Pt.	1-5/16"	6964	3/4" Drive Deep Impact, 6 Pt.	2"
6922	3/4" Drive Deep Impact, 6 Pt.	11/16"	6944	3/4" Drive Deep Impact, 6 Pt.	1-3/8"	6968	3/4" Drive Deep Impact, 6 Pt.	2-1/8"
6924	3/4" Drive Deep Impact, 6 Pt.	3/4"	6946	3/4" Drive Deep Impact, 6 Pt.	1-7/16"	6969	3/4" Drive Deep Impact, 12 Pt.	9/16"
6926	3/4" Drive Deep Impact, 6 Pt.	13/16"	6948	3/4" Drive Deep Impact, 6 Pt.	1-1/2"	6970	3/4" Drive Deep Impact, 12 Pt.	5/8"
6928	3/4" Drive Deep Impact, 6 Pt.	7/8"	6950	3/4" Drive Deep Impact, 6 Pt.	1-9/16"	6972	3/4" Drive Deep Impact, 12 Pt.	11/16"
6930	3/4" Drive Deep Impact, 6 Pt.	15/16"	6952	3/4" Drive Deep Impact, 6 Pt.	1-5/8"	6974	3/4" Drive Deep Impact, 12 Pt.	3/4"
6932	3/4" Drive Deep Impact, 6 Pt.	1"	6954	3/4" Drive Deep Impact, 6 Pt.	1-11/16"	6976	3/4" Drive Deep Impact, 12 Pt.	13/16"
6934	3/4" Drive Deep Impact, 6 Pt.	1-1/16"	6956	3/4" Drive Deep Impact, 6 Pt.	1-3/4"	6978	3/4" Drive Deep Impact, 12 Pt.	7/8"
6936	3/4" Drive Deep Impact, 6 Pt.	1-1/8"	6958	3/4" Drive Deep Impact, 6 Pt.	1-13/16"	6980	3/4" Drive Deep Impact, 12 Pt.	15/16"
6938	3/4" Drive Deep Impact, 6 Pt.	1-3/16"	6960	3/4" Drive Deep Impact, 6 Pt.	1-7/8"	6982	3/4" Drive Deep Impact, 12 Pt.	1"





Screwdrivers

D973 – 28 Pieces, Jumbo Three-flute Ergonomic Handle

See Page 361 for photograph.

Part No.	Description	Size	Part No.	Description	Size	Part No.	Description	Size
9101	Phillips Screwdriver #2	1-1/2"	9114	Cabinet Tip Screwdriver, 3/16"	3"	9127	Round Shank Screwdriver, 3/8"	10"
9103	Phillips Screwdriver #0	3"	9115	Cabinet Tip Screwdriver, 3/16"	4"	9128	Round Shank Screwdriver, 3/8"	12"
9104	Phillips Screwdriver #1	3"	9116	Cabinet Tip Screwdriver, 3/16"	6"	9132	Square Shank Screwdriver, 1/4"	4"
9105	Phillips Screwdriver #2	4"	9117	Cabinet Tip Screwdriver, 3/16"	8"	9133	Square Shank Screwdriver, 1/4"	6"
9106	Phillips Screwdriver #3	6"	9118	Cabinet Tip Screwdriver, 1/4"	10"	9134	Square Shank Screwdriver, 5/16"	6"
9107	Phillips Screwdriver #1	8"	9122	Round Shank Screwdriver, 1/4"	1-1/2"	9135	Square Shank Standard Tip, 3/8"	8"
9108	Phillips Screwdriver #2	8"	9123	Round Shank Screwdriver, 1/4"	4"	9136	Square Shank Standard Tip, 3/8"	10"
9109	Phillips Screwdriver #4	8"	9124	Round Shank Screwdriver, 1/4"	6"	9137	Square Shank Standard Tip, 3/8"	12"
9112	Cabinet Tip Screwdriver, 1/8"	3"	9125	Round Shank Screwdriver, 5/16"	6"			
9113	Cabinet Tip Screwdriver, 1/8"	5"	9126	Round Shank Screwdriver, 3/8"	8"			

Screwdrivers

D974 – 23 Pieces, Large Cushion Grip Handle

See Page 361 for photograph.

Part No.	Description	Size	Part No.	Description	Size	Part No.	Description	Size
9141	Cushion Grip Phillips Screwdriver #2	Stubby	9154	Cushion Grip Round Shank Screwdriver 5/16"	6"	9166	Cushion Grip Cabinet Tip Screwdriver 1/4"	10"
9143	Phillips Screwdriver #1	3"	9155	Cushion Grip Round Shank Screwdriver 3/8"	8"	9172	Cushion Grip Square Shank Screwdriver 1/4"	4"
9144	Phillips Screwdriver #2	4"	9156	Cushion Grip Round Shank Screwdriver 3/8"	10"	9173	Cushion Grip Square Shank Screwdriver 1/4"	6"
9145	Phillips Screwdriver #3	6"	9157	Cushion Grip Round Shank Screwdriver 3/8"	12"	9174	Cushion Grip Square Shank Screwdriver 5/16"	6"
9146	Phillips Screwdriver #4	8"	9162	Cushion Grip Cabinet Tip Screwdriver 3/16"	3"	9175	Cushion Grip Square Shank Screwdriver 3/8"	8"
9151	Cushion Grip Round Shank Screwdriver 1/4"	1-1/2"	9163	Cushion Grip Cabinet Tip Screwdriver 3/16"	4"	9176	Cushion Grip Square Shank Screwdriver 3/8"	10"
9152	Cushion Grip Round Shank Screwdriver 1/4"	4"	9164	Cushion Grip Cabinet Tip Screwdriver 3/16"	6"	9177	Cushion Grip Square Shank Screwdriver 3/8"	12"
9153	Cushion Grip Round Shank Screwdriver 1/4"	6"	9165	Cushion Grip Cabinet Tip Screwdriver 3/16"	8"			

Hammers

D962 – 10 Pieces, Nupla® Hammers

See Page 362 for photograph.

Part No.	Description	Weight
9021	Rubber Mallet, Fiberglass Handle	1 Lb.
9028	Brass Hammer, Fiberglass Handle	1.5 Lbs.
9029	Brass Hammer with Super Grip	2.5 Lbs.
9040	Ball Peen Hammer, Fiberglass Handle	8 Oz.
9041	Ball Peen Hammer, Fiberglass Handle	12 Oz.
9042	Ball Peen Hammer, Fiberglass Handle	16 Oz.
9043	Ball Peen Hammer, Fiberglass Handle	20 Oz.
9044	Ball Peen Hammer, Fiberglass Handle	24 Oz.
9045	Ball Peen Hammer, Fiberglass Handle	32 Oz.
9052	Small Drilling Hammer, Fiberglass Handle	3 Lbs.

Hammers

D963 – 7 Pieces, Nupla® Hammers

See Page 362 for photograph.

Part No.	Description	Weight
9023	Dead Blow Hammer with Super Grip	1 Lb.
9024	Dead Blow Hammer with Super Grip	2 Lbs.
9025	Dead Blow Hammer with Super Grip	3 Lbs.
9026	Dead Blow Hammer with Super Grip	4 Lbs.
9030	Soft Face Hammer, 1-1/4" Tip Dia.	12 Oz.
9031	Soft Face Hammer, 1-3/8" Tip Dia.	21 Oz.
9032	Soft Face Hammer, 1-3/4" Tip Dia.	32 Oz.

Pliers

D969 – 10 Pieces, Channellock® Pliers

See Page 362 for photograph.

Part No.	Description	Size
9C317	Long Nose Plier w/Side Cutter	7-1/2"
9C318	Long Nose Plier w/Side Cutter	8"
9C326	Long Nose Plier w/Side Cutter	6"
9C386	Curved Long Nose Plier w/Serrated Jaws	6"
9C420	Tongue & Groove Plier	9-1/2"
9C424	Tongue & Groove Plier	4-1/2"
9C426	Tongue & Groove Plier	6-1/2"
9C430	Tongue & Groove Plier	10"
9C440	Tongue & Groove Plier	12"
9C460	Tongue & Groove Plier	16"



Pliers

D970 – 9 Pieces, Channellock® Pliers

See Page 362 for photograph.

Part No.	Description	Size
9C337	Cutting Plier, Lap Joint	7"
9C347	Linesman Plier, Round Nose	7"
9C348	Linesman Plier, Round Nose	8"
9C350S	Ironworkers Plier	9"
9C357	Cutting Plier, Nipper	7"
9C436	Cutting Plier, Box Joint	6"
9C437	Cutting Plier, Lap Joint	7"
9C447	Cutting Plier, Curved Diagonal, Box Joint	7-3/4"
9C526	Slip Joint Plier, Wire Cutting Shear	6"

Vise Grip®

D965 – 6 Pieces

See Page 363 for photograph.

Part No.	Description	Size
9V11R	Locking C-Clamp Plier	11"
9V11SP	Locking C-Clamp Plier w/Swivel Pads	11"
9V6R	Locking C-Clamp Plier	6"
9V6SP	Locking C-Clamp Plier w/Swivel Pads	6"
9V8R	Locking Sheet Metal Tool	8"

Vise Grip®

D966 – 11 Pieces

See Page 363 for photograph.

Part No.	Description	Size
9V10CR	Curved Jaw Locking Plier	10"
9V10R	Straight Jaw Locking Plier	10"
9V10WR	Locking Wrench Plier Vise Grip	10"
9V4LN	Long Nose w/Wire Cutter Locking Plier	4"
9V4WR	Curved Jaw w/Wire Cutter Locking Plier	4"
9V5WR	Curved Jaw w/Wire Cutter Locking Plier	5"
9V6LN	Long Nose w/Wire Cutter Locking Plier	6"
9V7CR	Curved Jaw Locking Plier	7"
9V7R	Straight Jaw Locking Plier	7"
9V7WR	Curved Jaw w/Wire Cutter Locking Plier	7"
9V9LN	Long Nose w/Wire Cutter Locking Plier	9"

Midwest®/Hyde®

D967 – 9 Pieces

See Page 363 for photograph.

Part No.	Description	Size
9488	Scraper, Flexible Blade	1-1/4"
9489	Scraper, Flexible Blade	3"
9491	Scraper, Stiff Blade	1-1/4"
9526	Top-Slide Utility Knife	
9P6716L	Aviation Snips, Cuts Left, Red	10"
9P6716R	Aviation Snips, Cuts Right, Green	10"
9P6716S	Aviation Snips, Cuts Straight, Yellow	10"
9P6510L	Offset Snips, Cuts Left	
9P6510R	Offset Snips, Cuts Right	

C-Clamps

D971 – 5 Pieces

See Page 363 for photograph.

Part No.	Description
90402C	Deep Throat Forged Steel Body Clamps
90403C	Deep Throat Forged Steel Body Clamps
90404C	Deep Throat Forged Steel Body Clamps
90406C	Deep Throat Forged Steel Body Clamps
90408C	Deep Throat Forged Steel Body Clamps

Torx Bits, Sockets & Hex Key Sets

D968 – 31 Pieces

See Page 363 for photograph.

Part No.	Description	Size	Part No.	Description	Size	Part No.	Description	Size
9250	1/4" Drive E-6 Torx Socket	1-1/16" Long	9275	1/4" Drive T-25 Torx Bit Hex	1-1/16" Long	9288	1/2" Drive T-55 Torx Hex Driver	1-1/8" Long
9251	1/4" Drive E-7 Torx Socket	1-1/16" Long	9276	1/4" Drive T-27 Torx Bit Hex	1-1/16" Long	9290	3/8" Drive 5/16" Torx Hex Bit Holder	1-1/4" Long
9252	1/4" Drive E-8 Torx Socket	1-1/16" Long	9277	1/4" Drive T-30 Torx Bit Hex	1-1/16" Long	9291	1/2" Drive Torx Bit Holder	1-1/2" Long
9255	3/8" Drive E-10 Torx Socket	1-1/4" Long	9280	1/4" Drive Torx Bit Holder	1" Long	9292	3/8" Drive 7/16" Torx Hex Bit Holder	1-1/2" Long
9256	3/8" Drive E-12 Torx Socket	1-1/4" Long	9281	5/16" Drive 6mm Ribe Torx Bit	1-1/8" Long	9295	Torx Set - 8 Pieces	
9257	3/8" Drive E-14 Torx Socket	1-1/4" Long	9282	5/16" Drive T-30 Torx Bit	1-1/8" Long	9296	Torx Set - 7 Pieces	
9258	3/8" Drive E-16 Torx Socket	1-1/4" Long	9283	5/16" Drive T-40 Torx Bit	1-1/8" Long	9297	Torx Set - 7 Pieces	
9271	1/4" Drive T-8 Torx Bit Hex	1-1/16" Long	9284	5/16" Drive T-45 Torx Bit	1-1/8" Long	9V88061	Hex Set, L-Key, Metric Short Arm - 9 Pieces	
9272	1/4" Drive T-10 Torx Bit Hex	1-1/16" Long	9285	5/16" Drive T-47 Torx Bit	1-1/8" Long	9V98010	Hex Set, L-Key, Short Arm - 13 Pieces	
9273	1/4" Drive T-15 Torx Bit Hex	1-1/16" Long	9286	5/16" Drive T-50 Torx Bit	1-1/8" Long			
9274	1/4" Drive T-20 Torx Bit Hex	1-1/16" Long	9287	1/2" Drive T-55 Torx Bit Hex	1-1/8" Long			





WRIGHT TOOL IS FULLY CERTIFIED TO ISO 9001

ISO certification is an internationally recognized standard of product quality and consistency. The ISO 9001 standards provide a model for documented quality assurance in the design, development, production, installation and servicing of products.

Wright Tool has identified every decision and process that affects quality. We are following practices that result in products which meet and exceed your customers' expectations. ISO 9001 certification means our products will be consistently superior in quality and function, from batch to batch and year to year. When your customers buy Wright Tools from you, they'll be more satisfied, more loyal and provide more referrals for future business.



ANSI SPECIFICATION CONFORMANCE

All products manufactured by Wright Tool are designed to conform to the applicable ANSI specification for the particular tool. [Special Note: Wright Tool reserves the right to exceed ANSI Specifications on selected items.]

Notice: We reserve the right to make product additions and improvements. This may involve dimensional changes. Visit our web site www.wrighttool.com for the latest information, and also for additional information and for tips on safety and tool usage.



Wright Tool Numerical Index

Wright Tool No.	Page No.	Wright Tool No.	Page No.	Wright Tool No.	Page No.	Wright Tool No.	Page No.	Wright Tool No.	Page No.
10-10MM	87, 141	11-26MM	77	12-13MM	79	136	22	1660	86
10-11MM	87, 141	11-27MM	77	12-14MM	79	1361	83	1662	86
10-12MM	87, 141	11-28MM	77	12-15MM	79	1362	83	170	27
10-13MM	87, 141	11-29MM	77	12-16MM	79	1364	83	171	27
10-14MM	87, 141	11-30MM	77	12-17MM	79	1366	83	1726	92
10-15MM	87, 141	11-32MM	77	12-18MM	79	1368	83	1728	92
10-16MM	87, 141	11-36MM	78	12-19MM	79	1370	83	1730	92
10-17MM	87, 141	11-41MM	78	12-20MM	79	1372	83	1732	92
10-18MM	87, 141	11-46MM	78	12-21MM	79	1374	83	1734	92
10-19MM	87, 141	11-50MM	78	12-22MM	79	1376	83	1736	92
101	17	11-55MM	78	12-23MM	79	1378	83	1740	92
1012	87, 141	11-60MM	78	12-24MM	79	1380	83	1742	92
1014	87, 141	11-65MM	78	12-25MM	79	1382	83	1746	92
1016	87, 141	11-70MM	78	12-26MM	79	1383	83	1748	92
1018	87, 141	11-75MM	78	12-27MM	79	1384	83	1752	92
102	17	11-80MM	78	12-30MM	79	1385	83	1756	93
1020	87, 141	11X00	77, 80	12-32MM	79	1386	83	1758	93
1022	87, 141	11X04	77, 80	1208	78	1388	83	1760	93
1024	87, 141	11X08	77, 80	121	19	1389	83	1762	93
1026	87, 141	11X12	77, 80	1210	78	1390	83	1764	93
1028	87, 141	11X16	77, 80	1212	78	1392	83	1766	93
1032	87, 141	11X20	77, 80	1214	78	1393	83	1770	93
1040	85	11X24	77, 80	1216	78	1394	83	1772	93
1042	85	11X28	77, 80	1218	78	1395	83	1776	93
1044	85	1108	76	122	19	1396	83	1778	93
1046	85	1110	76	1220	78	1398	83	1782	93
1048	85	1112	76	1222	78	140	23	1784	93
105	16	1114	76	1224	78	141	23	1788	93
1050	85	1116	76	1226	78	1424	88	1790	93
1052	85	1118	76	1228	78	1426	88	1794	93
1060	87, 142	112	18	1230	78	1428	88	1795	93
1062	87, 142	1120	76	1232	78	1430	88	1796	93
1064	87, 142	1122	76	1234	78	1432	88	1797	93
1066	87, 142	1124	76	1236	78	1434	88	1798	93
1068	87, 142	1126	76	1238	78	1436	88	180	28
107	16	1128	76	1240	78	1438	88	181	28
1070	87, 142	113	18	125	20	1440	88	1832	95
1072	87, 142	1130	76	126	20	1442	88	1834	95
1074	87, 142	1132	76	13	53	1444	88	1836	95
1080	88, 177	1134	76	13-0607MM	82	1446	88	1838	95
1081	88, 177	1136	76	13-0708MM	82	1448	88	1840	95
1082	88, 177	1138	76	13-0809MM	82	1450	88	1842	95
1083	88, 177	1140	76	13-1011MM	82	1452	88	1844	95
1084	88, 177	1142	76	13-1213MM	82	1456	88	1846	95
1085	88, 177	1144	76	13-1415MM	82	1458	88	1848	95
1086	88, 177	1146	76	13-1617MM	82	1460	88	185	29
1087	88, 177	1148	76	13-1819MM	82	1462	88	1852	95
1088	88, 177	1150	76	13-2022MM	82	1464	88	1854	95
1089	88, 177	1152	76	13-2123MM	82	1468	88	1856	95
1090	88, 177	1154	76	13-2426MM	82	1472	88	1858	95
1091	88, 177	1156	76	130	21	150	24	186	29
1092	88, 177	1158	76	1308	81	152	24	1860	95
1093	88, 177	1160	76	131	21	16-11MM	85	1864	95
1094	88, 177	1164	76	1310	81	16-12MM	85	1866	95
11	53	1166	76	1312	81	16-14MM	85	1868	95
11-06MM	77	1168	76	1314	81	16-17MM	85	1870	95
11-07MM	77	1170	76	1316	81	16-21MM	85	1872	95
11-08MM	77	1172	76	1318	81	160	25	1874	95
11-09MM	77	1176	76	1320	81	161	25	1876	95
11-10MM	77	1180	76	1322	81	1614	85	1880	95
11-11MM	77	1182	76	1324	81	1618	85	1882	95
11-12MM	77	1184	76	1325	81	1622	85	1884	95
11-13MM	77	1188	76	1326	81	1628	85	1886	95
11-14MM	77	1190	77, 80	1328	81	1640	74	1888	95
11-15MM	77	1192	77, 80	1329	81	1642	86	1889	95
11-16MM	77	1194	77, 80	1330	81	1644	86	1889A	95
11-17MM	77	1196	77, 80	1331	81	1646	86	189	30
11-18MM	77	1198	77, 80	1332	81	1648	86	1890	95
11-19MM	77	12-06MM	79	1336	81	165	26	1890A	95
11-20MM	77	12-07MM	79	1340	81	1650	86	1891	95
11-21MM	77	12-08MM	79	1341	81	1652	86	1891A	95
11-22MM	77	12-09MM	79	1342	81	1654	86	1892	95
11-23MM	77	12-10MM	79	1346	81	1656	86	1894	95
11-24MM	77	12-11MM	79	135	22	1658	86	1895	95
11-25MM	77	12-12MM	79	1352	81	166	26	1896	95



Wright Tool Numerical Index

Numerical Index

Wright Tool No.	Page No.	Wright Tool No.	Page No.	Wright Tool No.	Page No.	Wright Tool No.	Page No.	Wright Tool No.	Page No.
1897.....	95	207.....	106	2463.....	247	304.....	122	32-03MM.....	153
19-32MM.....	97	208.....	104	2464.....	247	305.....	124	32-04MM.....	153
19-36MM.....	97	209.....	104	2470.....	242	306.....	125	32-05MM.....	153
19-41MM.....	97	210.....	104	2471.....	242	308.....	125	32-06MM.....	153
19-46MM.....	97	2106.....	112	2473.....	245	31-08MM.....	146	32-07MM.....	153
19-50MM.....	97	2107.....	112	2475.....	109	31-09MM.....	146	32-08MM.....	153
19-55MM.....	97	2108.....	112	2477.....	241	31-10MM.....	146	32-10MM.....	153
19-60MM.....	97	2109.....	112	2492.....	107	31-11MM.....	146	3204.....	153
19-65MM.....	97	2110.....	112	2493.....	107	31-12MM.....	146	3204B.....	153
19-70MM.....	97	2111.....	112	2495.....	107	31-13MM.....	146	3205.....	153
19-75MM.....	97	2112.....	112	25-04MM.....	111	31-14MM.....	146	3205B.....	153
19-80MM.....	97	2114.....	112	25-05MM.....	111	31-15MM.....	146	3206.....	153
190.....	31	212.....	102	25-06MM.....	111	31-16MM.....	146	3206B.....	153
191.....	31	218.....	102	25-07MM.....	111	31-17MM.....	146	3207.....	153
19108.....	96	2116.....	112	25-08MM.....	111	31-18MM.....	146	3207B.....	153
19112.....	96	2118.....	112	25-09MM.....	111	31-19MM.....	146	3208.....	153
19120.....	96	22.....	53	25-10MM.....	111	31-20MM.....	146	3208B.....	153, 189
19124.....	96	221.....	105	25-11MM.....	111	31-21MM.....	146	3210.....	153
19132.....	96	223.....	102	25-12MM.....	111	31-22MM.....	146	3210B.....	114, 153, 189
19136.....	96	224.....	105	25-13MM.....	111	3108.....	146	32106.....	113
1932.....	96	2202.....	114	2506.....	110	311.....	124	32107.....	113
1934.....	96	2202B.....	114	2507.....	110	3110.....	146	32108.....	113
1936.....	96	2203.....	114	2508.....	110	31108.....	79	32109.....	113
1938.....	96	2203B.....	114	2509.....	110	31110.....	79	32110.....	113
194.....	32	2204.....	114	2510.....	110	31112.....	79	32111.....	113
1940.....	96	2204B.....	114	2511.....	110	31114.....	79	32112.....	113
1942.....	96	2205.....	114	2512.....	110	31116.....	79	32114.....	113
1946.....	96	2205B.....	114	2514.....	110	31118.....	79	32116.....	113
1948.....	96	2206.....	114	2516.....	110	3112.....	146	32118.....	113
195.....	32	2206B.....	114	256.....	105	31120.....	79	3212.....	153
1952.....	96	2207.....	114	257.....	106	31122.....	79	3212B.....	153
1954.....	96	2207B.....	114	2606.....	112	31124.....	79	32401.....	107
1956.....	96	2208.....	114	2607.....	112	31126.....	79	32426.....	107
1958.....	96	2208B.....	114	2608.....	112	31128.....	79	3260.....	155
1960.....	96	2210.....	114	2609.....	112	31130.....	79	3260B.....	155
1962.....	96	2210B.....	114	2610.....	112	31132.....	79	32606.....	113
1964.....	96	2212.....	114	2611.....	112	31134.....	79	32607.....	113
1968.....	96	2212B.....	114	2612.....	112	31136.....	79	32608.....	113
1970.....	96	2214.....	114	2614.....	112	31138.....	79	32609.....	113
1972.....	96	2214B.....	114	2616.....	112	3114.....	146	3261.....	155
1974.....	96	2218.....	114	2618.....	112	31140.....	79	3261B.....	155
1976.....	96	2260.....	114	2708.....	112	31142.....	80	32610.....	113
1980.....	96	2260B.....	114	2710.....	112	31144.....	80	32611.....	113
1982.....	96	2261.....	114	2712.....	112	31146.....	80	32612.....	113
1984.....	96	2261B.....	114	2714.....	112	31148.....	80	32614.....	113
1988.....	96	2263.....	114	2716.....	112	31152.....	80	32616.....	113
1989.....	96	2263B.....	114	299.....	54	31154.....	80	32618.....	113
199.....	33	2265.....	115	30-06MM.....	143	31156.....	80	3262.....	155
1992.....	96	2265B.....	115	30-07MM.....	143	31158.....	80	3262B.....	155
1996.....	96	2266.....	115	30-08MM.....	143	3116.....	146	3265.....	155
1997.....	96	2266B.....	115	30-09MM.....	143	31160.....	80	3265B.....	155
20-04MM.....	110	2267.....	115	30-10MM.....	143	31164.....	80	3266.....	155
20-05MM.....	110	2267B.....	115	30-11MM.....	143	31166.....	80	3266B.....	155
20-05.5MM.....	110	2268.....	115	30-12MM.....	143	31168.....	80	3267.....	155
20-06MM.....	110	2268B.....	115	30-13MM.....	143	31170.....	80	3267B.....	155
20-07MM.....	110	23.....	53	30-14MM.....	143	31172.....	80	3268.....	155
20-08MM.....	110	2308.....	111	30-15MM.....	143	31176.....	80	3268B.....	155
20-09MM.....	110	2310.....	111	30-16MM.....	143	3118.....	146	327.....	121
20-10MM.....	110	2312.....	111	30-17MM.....	143	31180.....	80	328.....	122
20-11MM.....	110	236.....	103	30-18MM.....	143	312.....	122	329.....	121
20-12MM.....	110	237.....	54	30-19MM.....	143	3120.....	146	32B-02MM.....	154
20-13MM.....	110	2401.....	107	300.....	123	3122.....	146	32B-02.5MM.....	154
20-14MM.....	110	2402.....	108	3008.....	143	3124.....	146	32B-03MM.....	154
200.....	103	2404.....	108	3010.....	143	3126.....	146	32B-04MM.....	154
2005.....	110	2406.....	108	3012.....	143	3128.....	146	32B-05MM.....	154
2006.....	110	2410.....	108	3014.....	143	313.....	130	32B-06MM.....	154
2007.....	110	2413.....	109	3016.....	143	3130.....	146	32B-07MM.....	154
2008.....	110	2414.....	108	3018.....	143	3132.....	146	32B-08MM.....	154
2009.....	110	2426.....	107	3020.....	143	314.....	131	32B-10MM.....	154
2010.....	110	2435.....	108	3022.....	143	316.....	124	32L-04MM.....	154
2011.....	110	2441.....	108	3024.....	143	31614.....	86	32L-04MMB.....	154
2012.....	110	2442.....	108	3026.....	143	31618.....	86	32L-05MM.....	154
2014.....	110	2445.....	109	3028.....	143	31622.....	86	32L-05MMB.....	154
2016.....	110	2453.....	109	3030.....	143	32-02MM.....	153	32L-06MM.....	154
205.....	106	2462.....	247	3032.....	143	32-02.5MM.....	153	32L-06MMB.....	154



Wright Tool Numerical Index

Wright Tool No.	Page No.	Wright Tool No.	Page No.	Wright Tool No.	Page No.	Wright Tool No.	Page No.	Wright Tool No.	Page No.
32L-08MM.....	154	33124.....	149	34114.....	184	34646.....	184	3622.....	147
32L-08MMB.....	154	33126.....	149	34116.....	184	34648.....	184	3624.....	147
32L-10MM.....	154	33128.....	149	34118.....	184	3470.....	242	3626.....	147
32L-10MMB.....	154	33130.....	149	3412.....	139	3471.....	242	3628.....	147
32B04.....	154	33132.....	149	34120.....	184	3472.....	242	363.....	133
32B04B.....	154	3314.....	145	34122.....	184	3473.....	242	3630.....	147
32B05.....	154	3316.....	145	34124.....	184	3474.....	245	3632.....	147
32B05B.....	154	3318.....	145	34126.....	184	3475.....	141	364.....	127
32B06.....	154	332.....	132	34128.....	184	3477.....	241	36400.....	200
32B06B.....	154	3320.....	145	3413.....	140	3478.....	241	36402.....	200
32B07.....	154	3322.....	145	34130.....	184	3479.....	241	36435.....	200
32B07B.....	154	3324.....	145	34132.....	184	348.....	117	366.....	128
32B08.....	154	3326.....	145	34134.....	184	3480.....	137	367.....	128
32B08B.....	154	3328.....	145	34136.....	184	3481.....	137	3712.....	147
32B10.....	154	333.....	132	34138.....	184	3482.....	137	3714.....	147
32B10B.....	154	334.....	120	34140.....	184	3483.....	137	3716.....	147
32B12.....	154	33426.....	137	34142.....	184	349.....	128	3718.....	147
32B12B.....	154	33430.....	137	34144.....	184	3490.....	137	3720.....	147
32BM02B.....	154	33435.....	138	34146.....	184	3491.....	137	3722.....	147
32BM02.5B.....	154	33491.....	137	34148.....	184	35-06MM.....	144	3724.....	147
32BM03B.....	154	335.....	120	3422.....	139	35-07MM.....	144	377.....	127
32BM04B.....	154	33508.....	148	3424.....	139	35-08MM.....	144	378.....	123
32BM05B.....	154	33510.....	148	3425.....	137	35-09MM.....	144	379.....	123
32BM06B.....	154	33512.....	148	3426.....	137	35-10MM.....	144	38-06MM.....	150
32BM07B.....	154	33514.....	148	3427.....	137	35-11MM.....	144	38-07MM.....	150
32BM08B.....	154	33516.....	148	3428.....	137	35-12MM.....	144	38-08MM.....	150
32BM10B.....	154	33518.....	148	3429.....	137	35-13MM.....	144	38-09MM.....	150
32L04.....	154	33520.....	148	3430.....	137	35-14MM.....	144	38-10MM.....	150
32L04B.....	154	33522.....	148	3431.....	138	35-15MM.....	144	38-11MM.....	150
32L05.....	154	33524.....	148	3432.....	137	35-16MM.....	144	38-12MM.....	150
32L05B.....	154	33526.....	148	3433.....	137	35-17MM.....	144	38-13MM.....	150
32L06.....	154	33528.....	148	3434.....	137	35-18MM.....	144	38-14MM.....	150
32L06B.....	154	33530.....	148	3435.....	138	35-19MM.....	144	38-15MM.....	150
32L07.....	154	33532.....	148	3438.....	138	3508.....	144	38-16MM.....	150
32L07B.....	154	33612.....	149	3439.....	138	351.....	133	38-17MM.....	150
32L08.....	154	33614.....	149	3440.....	137	3510.....	144	38-18MM.....	150
32L08B.....	154	33616.....	149	34426.....	173	3512.....	144	38-19MM.....	150
32L10.....	154	33618.....	149	3443.....	139	3514.....	144	38-50MM.....	151
32L10B.....	154	33620.....	149	34435.....	174	3516.....	144	38-51MM.....	151
32L12.....	154	33622.....	149	3445.....	140	3518.....	144	38-52MM.....	151
32L12B.....	154	33624.....	149	3447.....	241	352.....	134	38-53MM.....	151
32M02B.....	153	33626.....	149	34491.....	173	3520.....	144	38-54MM.....	151
32M02.5B.....	153	33628.....	149	34514.....	183	3522.....	144	38-55MM.....	151
32M03B.....	153	337.....	119	34516.....	183	3524.....	144	38-56MM.....	151
32M04B.....	153	338.....	120	34518.....	183	3526.....	144	38-57MM.....	151
32M05B.....	153	339.....	118	3452.....	140	3528.....	144	38-58MM.....	151
32M06B.....	153, 189	340.....	119	34520.....	183	353.....	129	38-59MM.....	151
32M07B.....	153	3400.....	137	34522.....	183	3530.....	144	3800.....	142
32M08B.....	153, 189	34012.....	183	34524.....	183	3532.....	144	3810.....	150
32M10B.....	153	34014.....	183	34526.....	183	354.....	129	3812.....	150
330.....	121	34016.....	183	34528.....	183	355.....	129	3814.....	150
33008.....	148	34018.....	183	34530.....	183	356.....	132	3816.....	150
33010.....	148	3402.....	139	34532.....	183	357.....	133	3818.....	150
33012.....	148	34020.....	183	34534.....	183	358.....	134	3820.....	150
33014.....	148	34022.....	183	34536.....	183	3588.....	144	3822.....	150
33016.....	148	34024.....	183	3454.....	140	359.....	134	3824.....	150
33018.....	148	34026.....	183	34540.....	183	3590.....	144	38400.....	217
33020.....	148	34028.....	183	346.....	118	3596.....	144	38402.....	217
33022.....	148	3403.....	139	34612.....	184	36-09MM.....	147	3852.....	151
33024.....	148	34030.....	183	34614.....	184	36-10MM.....	147	3854.....	151
33026.....	148	34032.....	183	34616.....	184	36-11MM.....	147	3856.....	151
33028.....	148	34034.....	183	34618.....	184	36-12MM.....	147	3858.....	151
33030.....	148	34036.....	183	34620.....	184	36-13MM.....	147	3860.....	151
33032.....	148	34038.....	183	34622.....	184	36-14MM.....	147	3862.....	151
3308.....	145	34040.....	183	34624.....	184	36-15MM.....	147	3864.....	151
3310.....	145	34042.....	183	34626.....	184	36-17MM.....	147	3899.....	142
33108.....	149	34044.....	183	34628.....	184	36-19MM.....	147	39-06MM.....	151
33110.....	149	34046.....	183	34630.....	184	360.....	130	39-07MM.....	151
33112.....	149	34048.....	183	34632.....	184	361.....	130	39-08MM.....	151
33114.....	149	3405.....	139	34634.....	184	3612.....	147	39-09MM.....	151
33116.....	149	3408.....	139	34636.....	184	3614.....	147	39-10MM.....	151
33118.....	149	3409.....	139	34638.....	184	3616.....	147	39-11MM.....	151
3312.....	145	3410.....	139	34640.....	184	3618.....	147	39-12MM.....	151
33120.....	149	3411.....	139	34642.....	184	362.....	131	39-13MM.....	151
33122.....	149	34112.....	184	34644.....	184	3620.....	147	39-14MM.....	151



Wright Tool Numerical Index

Wright Tool No.	Page No.	Wright Tool No.	Page No.	Wright Tool No.	Page No.	Wright Tool No.	Page No.	Wright Tool No.	Page No.
39-15MM.....	151	41-25MM.....	181	42B10B.....	190	4334.....	179	46-16MM.....	182
39-16MM.....	151	41-26MM.....	181	42B12.....	190	4336.....	179	46-17MM.....	182
39-17MM.....	151	41-27MM.....	181	42B12B.....	190	4340.....	179	46-18MM.....	182
39-18MM.....	151	41-28MM.....	181	42B14.....	190	4400.....	173	46-19MM.....	182
39-19MM.....	151	41-29MM.....	181	42B14B.....	190	4401.....	173	46-20MM.....	182
39-50MM.....	152	41-30MM.....	181	42B16.....	190	4402.....	175	46-21MM.....	182
39-51MM.....	152	41-32MM.....	181	42B16B.....	190	4405.....	175	46-22MM.....	182
39-52MM.....	152	41-36MM.....	181	42B18.....	190	4409.....	175	46-24MM.....	182
39-53MM.....	152	410.....	161	42B18B.....	190	4410.....	175	46-25MM.....	182
39-54MM.....	152	411.....	166	42B20.....	190	4413.....	176	46-26MM.....	182
39-55MM.....	152	41106.....	81	42B20B.....	190	4420.....	175	460.....	168
39-56MM.....	152	41107.....	81	42BM06B.....	190	4422.....	177	461.....	169
39-57MM.....	152	41108.....	81	42BM08B.....	190	4425.....	173	4612.....	182
39-58MM.....	152	41109.....	81	42BM10B.....	190	4426.....	173	4614.....	182
39-59MM.....	152	41110.....	81	42BM12B.....	190	4427.....	173	4616.....	182
3903.....	142	41111.....	81	42BM14B.....	190	4428.....	93, 173	4618.....	182
3906.....	142	41112.....	81	42BM17B.....	190	4430.....	173	4620.....	182
3908.....	142	41113.....	81	42L-06MM.....	190	4432.....	173	4622.....	182
3910.....	150	41114.....	81	42L-06MMB.....	190	4433.....	173	4624.....	182
3912.....	150	41115.....	81	42L-08MM.....	190	4434.....	174	4626.....	182
3914.....	150	41116.....	81	42L-08MMB.....	190	4435.....	174	4628.....	182
3916.....	150	41117.....	81	42L-10MM.....	190	4437.....	174	4630.....	182
3918.....	150	41118.....	81	42L-10MMB.....	190	4438.....	174	4632.....	182
3920.....	150	41119.....	81	42L-12MM.....	190	4439.....	174	4634.....	182
3922.....	150	4112.....	180	42L-12MMB.....	190	4440.....	174	4636.....	182
3924.....	150	41120.....	81	42L-14MM.....	190	4443.....	175	4638.....	182
3952.....	152	41121.....	81	42L-14MMB.....	190	4445.....	175	4640.....	182
3954.....	152	41122.....	81	42L-17MM.....	190	4453.....	176	4642.....	182
3956.....	152	41123.....	81	42L-17MMB.....	190	4470.....	242	4644.....	182
3958.....	152	41124.....	81	42L08.....	190	4471.....	242	4646.....	182
3960.....	152	4114.....	180	42L08B.....	190	4474.....	245	4648.....	182
3962.....	152	4116.....	180	42L10.....	190	4475.....	176	466.....	168
3964.....	152	4118.....	180	42L10B.....	190	4476.....	241	467.....	168
4012.....	178	4119.....	180	42L12.....	190	4477.....	241	469.....	164
4014.....	178	412.....	167	42L12B.....	190	4478.....	241	472.....	164
4016.....	178	4120.....	180	42L14.....	190	4479.....	241	473.....	164
4018.....	178	4121.....	180	42L14B.....	190	4480.....	173	4772.....	185
402.....	161	4122.....	180	42L16.....	190	4481.....	173	4774.....	185
4020.....	178	4124.....	180	42L16B.....	190	4482.....	173	4776.....	185
4022.....	178	4125.....	180	42L18.....	190	4490.....	173	4778.....	185
4024.....	178	4126.....	180	42L18B.....	190	4491.....	173	4780.....	185
4026.....	178	4128.....	180	42L20.....	190	4494.....	173	4782.....	185
4028.....	178	4129.....	180	42L20B.....	190	45.....	53	4784.....	185
403.....	167	4130.....	180	42M10B.....	189	450.....	160	4786.....	185
4030.....	178	4131.....	180	42M12B.....	189	4512.....	178	4788.....	185
4032.....	178	4132.....	180	42M14B.....	189	4514.....	178	4790.....	185
4034.....	178	4134.....	180	42M17B.....	189	4516.....	178	4792.....	185
4036.....	178	4136.....	180	4208.....	189	4518.....	178	4794.....	185
4038.....	178	4138.....	180	4210.....	189	4520.....	178	4796.....	185
4040.....	178	414.....	162	4212.....	189	4522.....	178	48-10MM.....	186
4042.....	178	4140.....	180	4212B.....	189	4524.....	178	48-11MM.....	186
4044.....	178	4142.....	180	4214.....	189	4526.....	178	48-12MM.....	186
4046.....	178	4144.....	180	4214B.....	189	4528.....	178	48-13MM.....	186
4048.....	178	4146.....	180	4216.....	189	453.....	165	48-14MM.....	186
405.....	162	4148.....	180	4216B.....	189	4530.....	178	48-15MM.....	186
406.....	163	415.....	166	4218.....	189	4532.....	178	48-16MM.....	186
407.....	167	416.....	160	4218B.....	189	4534.....	178	48-17MM.....	186
408.....	166	417.....	159	422.....	159	4536.....	178	48-18MM.....	186
409.....	161	418.....	159	4220.....	189	454.....	165	48-19MM.....	186
41-09MM.....	181	419.....	160	4220B.....	189	4540.....	178	48-20MM.....	186
41-10MM.....	181	42-06MM.....	189	423.....	158	4542.....	178	48-21MM.....	186
41-11MM.....	181	42-08MM.....	189	424.....	157	4544.....	178	48-22MM.....	186
41-12MM.....	181	42-10MM.....	189	425.....	158	4546.....	178	48-23MM.....	186
41-13MM.....	181	42-12MM.....	189	427.....	157	4548.....	178	48-24MM.....	186
41-14MM.....	181	42-14MM.....	189	4312.....	179	455.....	169	48-25MM.....	186
41-15MM.....	181	42-17MM.....	189	4314.....	179	4590.....	179	48-26MM.....	186
41-16MM.....	181	42B-06MM.....	190	4316.....	179	4596.....	179	48-27MM.....	186
41-17MM.....	181	42B-08MM.....	190	4318.....	179	4598.....	179	48-28MM.....	186
41-18MM.....	181	42B-10MM.....	190	4320.....	179	46-09MM.....	182	48-30MM.....	186
41-19MM.....	181	42B-12MM.....	190	4322.....	179	46-10MM.....	182	48-32MM.....	186
41-20MM.....	181	42B-14MM.....	190	4324.....	179	46-11MM.....	182	48-36MM.....	186
41-21MM.....	181	42B-17MM.....	190	4326.....	179	46-12MM.....	182	48-91MM.....	188
41-22MM.....	181	42B08.....	190	4328.....	179	46-13MM.....	182	4800.....	177
41-23MM.....	181	42B08B.....	190	4330.....	179	46-14MM.....	182	4812.....	185
41-24MM.....	181	42B10.....	190	4332.....	179	46-15MM.....	182	4814.....	185



Wright Tool Numerical Index

Wright Tool No.	Page No.	Wright Tool No.	Page No.	Wright Tool No.	Page No.	Wright Tool No.	Page No.	Wright Tool No.	Page No.
4816	185	4930	187	5852	238	62-19MM	213	6587	219
4818	185	4932	187	5856	238	62-22MM	213	660	198
4820	185	4934	187	5858	238	62-24MM	213	67-19MM	212
4822	185	4936	187	5860	238	62M14B	214	67-22MM	212
4824	185	4938	187	5864	238	62M17B	214	67-24MM	212
4826	185	4940	187	5901	237	62M19B	214	67-27MM	212
4828	185	4942	187	5934	238	62M22B	214	67-30MM	212
4830	185	4944	187	5936	238	62M24B	214	67-32MM	212
4832	185	4946	187	5938	238	6218	213	67-36MM	212
4834	185	4948	187	5940	238	6218B	213	67-41MM	212
4836	185	4964	187	5942	238	6220	213	67-46MM	212
4838	185	4966	187	5946	238	6220B	213	67-50MM	212
4840	185	4968	187	5948	238	6224	213	67-55MM	212
4842	185	4970	187	5993	238	6224B	213	6724	207
4844	185	4972	187	5995	238	6228	213	6726	207
4846	185	4974	187	603	194	6228B	213	6728	207
4848	185	4976	187	604	195	623	192	6730	207
4864	186	4978	187	606	196	6232	213	6732	207
4866	186	4980	187	607	197	6232B	213	6734	207
4868	186	4982	187	608	196	624	194	6736	207
4870	186	4984	187	609	195	625	193	6738	207
4872	186	4986	187	61-19MM	206	631	192	6740	207
4874	186	4988	187	61-21MM	206	6400	200	6742	207
4876	186	4990	188	61-22MM	206	6402	200	6744	207
4878	186	4990A	187	61-23MM	206	6403	200	6746	207
4880	186	4992	187	61-24MM	206	6408	200	6748	207
4882	186	4994	187	61-25MM	206	6416	200	6750	207
4884	186	4996	187	61-26MM	206	6425	200	6752	207
4886	186	4998	187	61-27MM	206	6433	200	6754	207
4888	186	50810MM	84	61-28MM	206	6435	200	6756	207
4890	186	51011MM	84	61-29MM	206	6440	201	6758	207
4892	186	51012	84	61-30MM	206	6441	201	6760	207
4894	186	51113MM	84	61-31MM	206	6443	201	6764	207
4896	186	51213MM	84	61-32MM	206	6444	201	6766	207
4898	186	51214	84	61-35MM	206	6448	241	6768	207
49-10MM	188	51214MM	84	61-36MM	206	6450	201	6770	207
49-11MM	188	51315MM	84	61-38MM	206	6470	242	6772	207
49-12MM	188	51415MM	84	61-41MM	206	6471	242	6776	207
49-13MM	188	51416	84	61-42MM	206	6472	243	6780	208
49-14MM	188	51618	84	61-46MM	206	6473	246	6782	208
49-15MM	188	51618MM	84	61-50MM	206	6475	201	6784	208
49-16MM	188	51719MM	84	61-54MM	206	650	194	6786	208
49-17MM	188	51820	84	61-55MM	206	655	197	6788	208
49-18MM	188	51922MM	84	61-58MM	206	6524	205	6790	208
49-19MM	188	52022	84	61-60MM	206	6526	205	6792	208
49-20MM	188	52024	84	610	195	6528	205	6794	208
49-21MM	188	52224	84	6124	205	6530	205	68-17MM	209
49-22MM	188	52224MM	84	6126	205	6532	205	68-19MM	209
49-23MM	188	52426	84	6128	205	6534	205	68-20MM	209
49-24MM	188	52428	84	6130	205	6536	205	68-21MM	209
49-27MM	188	52628	84	6132	205	6538	205	68-22MM	209
49-29MM	188	52830	84	6134	205	6540	205	68-23MM	209
49-30MM	188	52834	84	6136	205	6542	205	68-24MM	209
49-31MM	188	53032	84	6138	205	6544	205	68-26MM	209
49-32MM	188	53034	84	614	193	6546	205	68-27MM	209
49-34MM	188	53436	84	6140	205	6548	205	68-28MM	209
49-35MM	188	53440	84	6142	205	6552	205	68-29MM	209
49-36MM	188	54042	84	6144	205	6573	204	68-30MM	209
49E18	177	54044	84	6146	205	6574	204	68-32MM	209
49E24	177	54046	84	6148	205	6575	204	68-33MM	209
4900	177	54648	84	6150	205	6576	204, 220	68-34MM	209
4902	177	54652	84	6152	205	6577	204, 220	68-35MM	209
4903	177	5734	237	6154	205	6578	204, 220	68-36MM	209
4905	177	5800	237	6156	205	6580	203	68-38MM	209
4909	177	5828	238	6158	205	6581	203	68-41MM	209
4910	177	5830	238	6160	205	6581A	203, 219	68-42MM	209
4912	187	5832	238	6164	205	6582	203	68-43MM	209
4914	187	5834	238	6166	205	6582A	203	68-46MM	209
4916	187	5836	238	6168	205	6582B	203	68-50MM	209
4918	187	5838	238	6170	205	6582C	219	68-87MM	213
4920	187	5840	238	6172	205	6582D	219	68-91MM	213
4922	187	5842	238	6176	205	6583	219	6800	202
4924	187	5844	238	618	193	6584	219	6818	208
4926	187	5846	238	62-14MM	213	6585	219	6820	208
4928	187	5848	238	62-17MM	213	6586	219	6822	208



Wright Tool Numerical Index

Wright Tool No.	Page No.	Wright Tool No.	Page No.	Wright Tool No.	Page No.	Wright Tool No.	Page No.	Wright Tool No.	Page No.
6824.....	208	6944.....	210	758-ROLL.....	55	84750.....	231	84860.....	230
6826.....	208	6946.....	210	760.....	63	848-100MM.....	231	84861.....	230
6828.....	208	6947.....	208	787.....	69	848-105MM.....	231	84862.....	230
6830.....	208	6948.....	210	788.....	70	848-110MM.....	231	84863.....	230
6832.....	208	6950.....	210	798.....	70	848-115MM.....	231	84864.....	230
6834.....	208	6952.....	210	799.....	70	848-120MM.....	231	84865.....	230
6836.....	208	6954.....	210	8134.....	221	848-125MM.....	231	84866.....	230
6838.....	208	6956.....	210	8136.....	221	848-130MM.....	231	84867.....	230
6840.....	208	6958.....	210	8138.....	221	848-135MM.....	231	84868.....	230
6842.....	208	6960.....	210	8140.....	221	848-140MM.....	231	84869.....	230
6844.....	208	6962.....	210	8142.....	221	848-145MM.....	231	84870.....	230
6846.....	208	6964.....	210	8144.....	221	848-150MM.....	231	84871.....	230
6848.....	208	6968.....	210	8146.....	221	848-155MM.....	231	84872.....	230
6850.....	208	6969.....	210	8148.....	221	848-41MM.....	231	84874.....	230
6852.....	208	6970.....	210	8152.....	221	848-42MM.....	231	84876.....	230
6854.....	208	6972.....	210	8154.....	221	848-43MM.....	231	849-100MM.....	233
6856.....	208	6974.....	210	8156.....	221	848-46MM.....	231	849-105MM.....	233
6858.....	208	6976.....	210	8158.....	221	848-47MM.....	231	849-110MM.....	233
6860.....	208	6978.....	210	8160.....	221	848-48MM.....	231	849-115MM.....	233
6862.....	208	6980.....	210	8162.....	221	848-50MM.....	231	849-120MM.....	233
6864.....	208	6982.....	210	8164.....	221	848-52MM.....	231	849-125MM.....	233
6865.....	211	6991.....	212	8166.....	221	848-55MM.....	231	849-130MM.....	233
6866.....	211	6993.....	212	8168.....	221	848-56MM.....	231	849-41MM.....	233
6868.....	211	700.....	126	8170.....	221	848-60MM.....	231	849-42MM.....	233
6870.....	211	701.....	126	8172.....	221	848-65MM.....	231	849-43MM.....	233
6872.....	211	702.....	126	8174.....	221	848-70MM.....	231	849-46MM.....	233
6874.....	211	703.....	163	8176.....	221	848-75MM.....	231	849-50MM.....	233
6876.....	211	705.....	58	8178.....	221	848-80MM.....	231	849-52MM.....	233
6878.....	211	707.....	58	8180.....	221	848-85MM.....	231	849-55MM.....	233
6880.....	211	707-ROLL.....	55	8182.....	221	848-90MM.....	231	849-56MM.....	233
6882.....	211	711.....	58	8184.....	221	848-95MM.....	231	849-60MM.....	233
6886.....	211	711-ROLL.....	55	8188.....	221	848C36.....	234	849-65MM.....	233
6888.....	214	714.....	59	8190.....	221	848C40.....	234	849-70MM.....	233
6889.....	214	714-ROLL.....	55	8194.....	221	848C44.....	234	849-75MM.....	233
6890.....	208	715.....	59	8196.....	221	848C48.....	234	849-80MM.....	233
6892.....	208	715-ROLL.....	55	8197.....	221	848C56.....	234	849-85MM.....	233
6893.....	212	720.....	63	8198.....	221	84800.....	228	849-90MM.....	233
6894.....	208	721.....	63	8199.....	221	84822.....	230	849-95MM.....	233
6896.....	208	726.....	60	821.....	215	84823.....	230	84900.....	228
6898.....	208	730.....	60	8220.....	228	84824.....	230	84908.....	228
69-19MM.....	211	732.....	68	8224.....	228	84825.....	230	84912.....	228
69-21MM.....	211	732-ROLL.....	55	8228.....	228	84826.....	230	84915.....	228
69-22MM.....	211	733.....	69	8232.....	228	84827.....	230	84922.....	232
69-23MM.....	211	733-ROLL.....	55	8240.....	228	84828.....	230	84923.....	232
69-24MM.....	211	734.....	69	829.....	215	84829.....	230	84924.....	232
69-26MM.....	211	735.....	66	8400.....	217	84830.....	230	84925.....	232
69-27MM.....	211	735-ROLL.....	55	8402.....	217	84831.....	230	84926.....	232
69-30MM.....	211	736.....	67	8408.....	217	84832.....	230	84927.....	232
69-32MM.....	211	736-ROLL.....	55	8417.....	217	84833.....	230	84928.....	232
69-33MM.....	211	737-ROLL.....	55	8425.....	217	84834.....	230	84929.....	232
69-35MM.....	211	738.....	67	8435.....	217	84835.....	230	84930.....	232
69-36MM.....	211	738-ROLL.....	55	8440.....	217	84836.....	230	84931.....	232
69-38MM.....	211	739.....	67	8441.....	217	84837.....	230	84932.....	232
69-41MM.....	211	739-ROLL.....	55	8443.....	218	84838.....	230	84933.....	232
69-43MM.....	211	740.....	68	8444.....	218	84839.....	230	84934.....	232
69E24.....	203	740-ROLL.....	55	8447.....	241	84840.....	230	84935.....	232
69E36.....	203	741.....	68	8448.....	241	84841.....	230	84936.....	232
6900.....	203	741-ROLL.....	55	8449.....	241	84842.....	230	84937.....	232
6901.....	203	742.....	71	84575.....	229	84843.....	230	84938.....	232
6907.....	203	742-ROLL.....	55	84576.....	229	84844.....	230	84939.....	232
6910.....	203	743.....	71	84577.....	229	84845.....	230	84940.....	232
6913.....	203	743-ROLL.....	55	84578.....	229	84846.....	230	84941.....	232
6918.....	210	744.....	71	8470.....	242	84847.....	230	84942.....	232
6920.....	210	744-ROLL.....	55	8471.....	243	84848.....	230	84943.....	232
6922.....	210	745.....	72	8472.....	243	84849.....	230	84944.....	232
6924.....	210	745-ROLL.....	55	84723.....	231	84850.....	230	84945.....	232
6926.....	210	746-ROLL.....	55	84724.....	231	84851.....	230	84946.....	232
6928.....	210	747.....	72	84727.....	231	84852.....	230	84947.....	232
6930.....	210	749.....	72	84728.....	231	84853.....	230	84948.....	232
6932.....	210	750.....	61	8473.....	246	84854.....	230	84949.....	232
6934.....	210	751.....	61	84733.....	231	84855.....	230	84950.....	232
6936.....	210	751-ROLL.....	55	84737.....	231	84856.....	230	84951.....	232
6938.....	210	752.....	62	84738.....	231	84857.....	230	84952.....	232
6940.....	210	752-ROLL.....	55	84743.....	231	84858.....	230	84953.....	232
6942.....	210	758.....	62	84748.....	231	84859.....	230	84954.....	232



Wright Tool Numerical Index

Wright Tool No.	Page No.	Wright Tool No.	Page No.	Wright Tool No.	Page No.	Wright Tool No.	Page No.	Wright Tool No.	Page No.
84955.....	232	85824.....	235	88-50MM.....	223	8898.....	222	8968.....	224
84956.....	232	85825.....	235	88-52MM.....	223	8899.....	222	8970.....	224
84957.....	232	85826.....	235	88-54MM.....	223	89.....	54	8972.....	224
84958.....	232	85827.....	235	88-55MM.....	223	89-100MM.....	225	8974.....	224
84959.....	232	85828.....	235	88-56MM.....	223	89-105MM.....	225	8976.....	224
84960.....	232	85829.....	235	88-58MM.....	223	89-110MM.....	225	8981.....	224
84961.....	232	85830.....	235	88-60MM.....	223	89-115MM.....	225	8982.....	224
84962.....	232	85831.....	235	88-65MM.....	223	89-23MM.....	225	8986.....	224
84963.....	232	85832.....	235	88-70MM.....	223	89-24MM.....	225	8988.....	224
84964.....	232	85833.....	235	88-75MM.....	223	89-27MM.....	225	8991.....	227
84965.....	232	85834.....	235	88-80MM.....	223	89-28MM.....	225	8995.....	227
84966.....	232	85835.....	235	88-85MM.....	223	89-30MM.....	225	9A611.....	94
84967.....	232	85836.....	235	88-87MM.....	227	89-32MM.....	225	9A613.....	94
84968.....	232	85837.....	235	88-90MM.....	223	89-33MM.....	225	9A635.....	94
84969.....	232	85838.....	235	88-91MM.....	227	89-34MM.....	225	9A636.....	94
84970.....	232	85839.....	235	88-95MM.....	223	89-35MM.....	225	9A637.....	94
84971.....	232	85840.....	235	8800.....	219	89-36MM.....	225	9A638.....	94
84972.....	232	85841.....	235	8807.....	226	89-37MM.....	225	9A649.....	94
84974.....	232	85842.....	235	8808.....	226	89-38MM.....	225	9A650.....	94
84976.....	232	85843.....	235	8809.....	226	89-41MM.....	225	9AB04.....	90
85576.....	235	85844.....	235	8810.....	226	89-42MM.....	225	9AB06.....	90
85577.....	235	85845.....	235	8810A.....	226	89-43MM.....	225	9AB08.....	90
85578.....	235	85846.....	235	8811.....	226	89-46MM.....	225	9AB10.....	90
85579.....	235	85849.....	235	8811A.....	226	89-47MM.....	225	9AB12.....	90
85580.....	235	85852.....	235	88116.....	222	89-50MM.....	225	9AB15.....	90
85581.....	235	85854.....	235	8812.....	226	89-52MM.....	225	9AB18.....	90
8576.....	204, 220	85855.....	235	8812A.....	222	89-55MM.....	225	9AB24.....	90
8577.....	204, 220	85861.....	235	88128.....	222	89-56MM.....	225	9AC04.....	90
8578.....	204, 220	85864.....	235	8813.....	226	89-60MM.....	225	9AC06.....	90
858-100MM.....	236	8724.....	221	88132.....	222	89-65MM.....	225	9AC08.....	90
858-105MM.....	236	8728.....	221	88136.....	222	89-70MM.....	225	9AC10.....	90
858-110MM.....	236	8730.....	221	88144.....	222	89-75MM.....	225	9AC12.....	90
858-115MM.....	236	8732.....	221	8815.....	226	89-80MM.....	225	9AC15.....	90
858-120MM.....	236	8734.....	221	8816A.....	226	89-85MM.....	225	9AC18.....	90
858-125MM.....	236	8736.....	221	8817.....	226	89-90MM.....	225	9AC24.....	90
858-130MM.....	236	8740.....	221	8824.....	222	89-95MM.....	225	9AC36.....	90
858-135MM.....	236	8742.....	221	8826.....	222	8924R.....	226	9AD06.....	90
858-140MM.....	236	8744.....	221	8828.....	222	8928R.....	226	9AD08.....	90
858-145MM.....	236	8746.....	221	8830.....	222	8934R.....	226	9AD10.....	90
858-150MM.....	236	8748.....	221	8832.....	222	8936R.....	226	9AG04.....	90
858-155MM.....	236	8752.....	221	8834.....	222	8938R.....	226	9AG06.....	90
858-160MM.....	236	8754.....	221	8836.....	222	8942R.....	226	9AG08.....	90
858-165MM.....	236	8756.....	221	8838.....	222	8946R.....	226	9AG10.....	90
858-170MM.....	236	8760.....	221	8840.....	222	8952R.....	226	9AG12.....	90
858-175MM.....	236	8764.....	221	8842.....	222	8970R.....	226	9C212.....	283
858-180MM.....	236	8766.....	221	8844.....	222	89E24.....	219	9C215.....	283
858-185MM.....	236	8772.....	221	8846.....	222	8900.....	219	9C317.....	284
858-190MM.....	236	8776.....	221	8848.....	222	8902.....	219	9C318.....	284
858-200MM.....	236	88.....	53	8850.....	222	8907.....	219	9C318CB.....	282
858-210MM.....	236	88-100MM.....	223	8852.....	222	8910.....	219	9C326.....	284
858-215MM.....	236	88-110MM.....	223	8854.....	222	8913.....	219	9C337.....	285
858-225MM.....	236	88-115MM.....	223	8856.....	222	8924.....	224	9C338.....	285
858-235MM.....	236	88-19MM.....	223	8858.....	222	8926.....	224	9C338CB.....	282
858-255MM.....	236	88-21MM.....	223	8860.....	222	8928.....	224	9C347.....	284
858-60MM.....	236	88-22MM.....	223	8862.....	222	8930.....	224	9C348.....	284
858-65MM.....	236	88-23MM.....	223	8864.....	222	8932.....	224	9C349.....	284
858-70MM.....	236	88-24MM.....	223	8866.....	222	8933.....	224	9C350S.....	284
858-75MM.....	236	88-26MM.....	223	8868.....	222	8934.....	227	9C357.....	285
858-80MM.....	236	88-27MM.....	223	8870.....	222	8936.....	224	9C358CB.....	282
858-85MM.....	236	88-28MM.....	223	8872.....	222	8938.....	224	9C369.....	284
858-90MM.....	236	88-29MM.....	223	8874.....	222	8939.....	224	9C369CB.....	281
858-95MM.....	236	88-30MM.....	223	8876.....	222	8940.....	227	9C386.....	284
858C18.....	234	88-32MM.....	223	8878.....	222	8942.....	224	9C410.....	283
858C40.....	234	88-33MM.....	223	8880.....	222	8944.....	224	9C414.....	283
8580.....	220	88-34MM.....	223	8882.....	222	8946.....	224	9C420.....	283
85814.....	235	88-35MM.....	223	8884.....	222	8948.....	224	9C420CB.....	281
85815.....	235	88-36MM.....	223	8886.....	222	8950.....	224	9C421.....	283
85816.....	235	88-37MM.....	223	8888.....	222	8952.....	224	9C422.....	283
85817.....	235	88-38MM.....	223	8890.....	222	8954.....	224	9C424.....	283
85818.....	235	88-41MM.....	223	8892.....	222	8956.....	224	9C426.....	283
85819.....	235	88-42MM.....	223	8893.....	227	8958.....	224	9C428.....	283
85820A.....	235	88-43MM.....	223	8894.....	222	8960.....	224	9C430.....	283
85821.....	235	88-46MM.....	223	8896.....	222	8962.....	224	9C430CB.....	281
85822.....	235	88-47MM.....	223	8897.....	222	8964.....	224	9C436.....	285
85823.....	235	88-48MM.....	223	8897A.....	222	8966.....	224	9C437.....	285



Wright Tool Numerical Index

Wright Tool No.	Page No.	Wright Tool No.	Page No.	Wright Tool No.	Page No.	Wright Tool No.	Page No.	Wright Tool No.	Page No.
9C440	283	9H8720	279	9S395	250	9025	294	9108	256
9C442	283	9H8790	279	9S395RS	250	9026	294	9109	256
9C447	285	9L28100	243	9S396	250	9028	294	91104	308
9C460	283	9M10217	304	9S492	250	9029	294	91105	308
9C480	283	9M10221	304	9S7475	252	9030	294	9112	256
9C510	286	9M42000	315	9STM12	251	9031	294	9113	256
9C526	285	9M42001	315	9STM30	251	9032	294	9114	256
9C537	285	9M42002	315	9STM70	251	9033	295	9115	256
9C546	285	9M42003	315	9UPSP4	315	9034	295	9116	256
9C548	285	9M42004	315	9V10CR	290	9035	295	9117	256
9C558	286	9M42005	315	9V10CRSG	289	9036	295	9118	256
9C718	284	9M42006	315	9V10LW	291	9037	295	9122	256
9C85	286	9M42007	315	9V10LWSG	288	9038	295	9123	256
9C909	286	9M424	303	9V10R	291	9039	173	9124	256
9C909CB	282	9M426	303	9V10RSG	288	9040	295	9125	256
9C911	285	9M428	303	9V10WR	290	90402B	308	9126	256
9C911CB	282	9M472	304	9V10WRSG	289	90402C	308	9127	256
9C938	279	9M481	303	9V11R	291	90403B	308	9128	256
9C938-90	279	9M482	303	9V11SP	291	90403C	308	9132	256
9C947	279	9M483	303	9V18R	291	90404B	308	9133	256
9C947-90	279	9M484	303	9V18SP	291	90404C	308	9134	256
9C970	279	9M60000	315	9V20R	292	90404E	309	9135	256
9C970-90	279	9M60001	315	9V24R	291	90406B	308	9136	256
9CGL10	283	9M60140	303	9V24SP	291	90406C	308	9137	256
9CGL12	283	9M60144	303	9V4LN	290	90406E	309	914	65
9CGL6	283	9M60146	303	9V4LW	291	90408B	308	9141	257
9CQT-6	279	9M61355	303	9V4SP	291	90408C	308	9143	257
9E10007	275	9M705	303	9V4WR	290	90408E	309	9144	257
9E10113	266	9M710	303	9V5WR	290	9041	295	9145	257
9E10118	266	9M715	303	9V5WRSG	289	90410B	308	9146	257
9E10213	267	9M717	303	9V6BN	290	90410C	308	915	65
9E10222	268	9M720	305	9V6LN	290	90412B	308	9151	257
9E10311	265	9M725	305	9V6LNSG	288	90412C	308	9152	257
9E10509	267	9M740	303	9V6R	291	9042	295	9153	257
9E10515	266	9M745	303	9V6SP	291	9043	295	9154	257
9E10609	267	9M750	303	9V7CR	290	9044	295	9155	257
9E13213	273	9P107D	287	9V7CRSG	289	9045	295	9156	257
9E13609	274	9P107S	287	9V7LW	291	9047	297	9157	257
9E20511	269	9P127D	287	9V7LWSG	288	9048	297	9162	257
9E20811	269	9P127S	287	9V7R	291	9049	297	9163	257
9E20911	269	9P6510L	287	9V7RSG	288	905	64	9164	257
9E21151	268	9P6510R	287	9V7WR	290	9050	295	9165	257
9E21171	268	9P6716B	286	9V7WRSG	289	9051	295	9166	257
9E25172	270	9P6716L	286	9V8R	292	9052	296	9172	257
9E25581	270	9P6716R	286	9V9LN	290	9053	296	9173	257
9E25611	270	9P6716S	286	9V9LNSG	288	9054	296	9174	257
9E25911	271	9P77D	287	9V9R	292	9055	297	9175	257
9E25912	271	9P77S	287	90	53	9056	297	9176	257
9E33198	273	9R31000	91	9005	100, 320	9057	297	9177	257
9E35195	273	9R31005	91	90102	309	9058	297	9180	258
9E60609	271	9R31010	91	90102H	309	9059	297	9181	258
9E60614	272	9R31015	91	90103	309	9060	297	9182	258
9E60811	274	9R31020	91	90103H	309	9061	296	9183	258
9E64608	272	9R31025	91	90104	309	9062	296	9184	258
9E64611	272	9R31030	91	90104H	309	9063	296	9185	258
9E64808	274	9R31035	91	90105H	309	9064	296	9186	258
9E69207	264	9R31040	91	90106	309	9065	294	9187	258
9E69209	264	9R31090	91	90106H	309	9066	296	9210	259
9E69210	265	9R31095	91	90108	309	9067	296	9212	259
9E69211	264	9R31100	91	90108H	309	9068	296	9214	259
9E69218	265	9R31105	91	90110	309	9069	296	9216	260
9G85101	317	9R31110	91	90110H	309	907	64	9218	260
9G85102	317	9R31115	91	90112	309	9070	296	9220	261
9G85103	317	9S290P	249	90112H	309	9072	296	9221	261
9G85104	317	9S291	249	9013	295	9076	189	9222	261
9G85105	317	9S292	249	9014	295	9077	296	9223	261
9G95202	317	9S3900A	251	9015	295	9078	296	9224	261
9H1221RK	279	9S391	249	9016	295	9079	296	9225	261
9H1221S	278	9S391RS	250	9017	295	911	64	9226	261
9H1234	278	9S392B	249	9018	295	9101	256	9227	261
9H1234RK	279	9S392RS	250	9020	312	9103	256	9228	261
9H1265K	279	9S393A	249	9021	294	9104	256	9229	261
9H65	278	9S393RS	250	9022	294	9105	256	9230	261
9H65RK	279	9S394	250	9023	294	9106	256	9236	261
9H87	278	9S394RS	250	9024	294	9107	256	9237	261



Wright Tool Numerical Index

Wright Tool No.	Page No.	Wright Tool No.	Page No.	Wright Tool No.	Page No.	Wright Tool No.	Page No.	Wright Tool No.	Page No.
9238.....	261	9432.....	98	9586.....	304	9685.....	305	W010.....	55
9239.....	261	9434.....	98	9587.....	304	9690.....	305	W013.....	55
9240.....	261	9435.....	98	9590.....	304	9691.....	305	W108.....	55
9241.....	261	9436.....	98	9591.....	304	9692.....	305	W110.....	55
9242.....	261	9437.....	98	9592.....	304	9693.....	305	W113.....	55
9243.....	261	9438.....	98	9593.....	304	97.....	53	W2.....	55
9244.....	261	9439.....	73	9594.....	304	9700.....	320	W3.....	55
9245.....	261	9446.....	74	9595.....	304	9701.....	320	W316.....	53
9250.....	116, 313	9460.....	92, 312	9596.....	304	9702.....	320	W4.....	55
9251.....	116, 313	9461.....	92, 312	9597.....	304	98.....	53	W408.....	53
9252.....	116, 313	9462.....	255	9598.....	304	A707-POUCH.....	55	W409.....	53
9255.....	156, 313	9463.....	255	9599.....	304	A711-POUCH.....	55	W411.....	53
9256.....	156, 313	9464.....	255	96A.....	53	A714-POUCH.....	55	W416.....	53
9257.....	156, 313	9465.....	280	9600.....	304	A724-POUCH.....	55	W417.....	53
9258.....	156, 313	9466.....	280	9601.....	304	D938B.....	363	W418.....	53
9271.....	116, 313	9467.....	280	9602.....	304	D938BRACKET.....	363	WT503.....	45
9272.....	116, 313	9468.....	280	9603.....	304	D938FOUR.....	363	WT510.....	45
9273.....	116, 313	9470.....	280	9604.....	304	D938HEADER.....	363	WT520.....	50
9274.....	116, 313	9471.....	280	9605.....	304	D938LEG.....	363	WT523.....	49
9275.....	116, 313	9472.....	280	9606.....	304	D938SIX.....	363	WT524.....	49
9276.....	116, 313	9473.....	280	9607.....	304	D938TRAY4SH.....	363	WT528.....	50
9277.....	116, 313	9475.....	254	9608.....	304	D938TRAY4ST.....	363	WT710.....	42
9280.....	116, 313	9476.....	254	9609.....	304	D938TRAY6ST.....	363	WT796.....	42
9281.....	156, 314	9477.....	254	9610.....	305	D940.....	355	WT798.....	43
9282.....	156, 314	9487.....	316	9611.....	305	D941B.....	354	WT803.....	47
9283.....	156, 314	9488.....	316	9612.....	305	D942.....	354	WT804.....	44
9284.....	156, 314	9489.....	316	9613.....	305	D943.....	355	WT804B.....	44
9285.....	156, 314	9491.....	316	9614.....	305	D946.....	358	WT804BL.....	44
9286.....	156, 314	9492.....	316	9615.....	305	D947.....	358	WT805.....	46
9287.....	191, 314	9493.....	319	9620.....	305	D948.....	358	WT805B.....	46
9288.....	191, 314	950.....	65	9621.....	305	D949.....	359	WT805BL.....	46
9290.....	156, 313	9500.....	170	9622.....	305	D950.....	359	WT814.....	44
9291.....	191, 314	9501.....	170	9623.....	305	D951.....	359	WT816.....	43
9292.....	156, 313	9505.....	319	9624.....	305	D952.....	359	WT844.....	48
9295.....	155, 312	9507.....	319	9625.....	305	D953.....	360	WT844B.....	48
9296.....	155, 312	9508.....	319	9627.....	305	D955B.....	354	WT844BL.....	48
9297.....	312	9509.....	319	9629.....	74	D956.....	355	WT854.....	41
9300.....	317	9510.....	319	9630.....	89	D957.....	357	WT854B.....	41
9300LIT.....	317	952.....	66	9631.....	89	D958.....	358	WT854BL.....	41
9301.....	317	9521.....	320	9632.....	89	D959.....	361	WT854R.....	40
9302.....	317	9522.....	320	9633.....	89	D960.....	361	WT854RB.....	40
9303.....	317	9523.....	319	9634.....	89	D961.....	356	WT854RBL.....	40
9304.....	317	9525.....	316	9636.....	89	D962.....	362	WT855.....	39
9305.....	317	9526.....	316	9637.....	89	D963.....	362	WT855B.....	39
9306.....	317	9527.....	316	9638.....	89	D965.....	363	WT855BL.....	39
9381.....	98	9528.....	318	9640.....	89	D966.....	363	WT861.....	41
9382.....	98	9529.....	318	9641.....	89	D967.....	363	WT861B.....	41
9383.....	98	9530.....	318	9642.....	89	D968.....	363	WT861BL.....	41
9383A.....	98	9531.....	319	9643.....	89	D969.....	362	WT865.....	39
9383B.....	98	9534.....	320	9644.....	89	D970.....	362	WT865B.....	39
9384.....	98	9535.....	320	9645.....	89	D971.....	363	WT865BL.....	39
9385.....	98	9536.....	302	9660.....	298	D971HOOK.....	363	WT877.....	40
9386.....	98	9537.....	302	9661.....	298	D972.....	356	WT877B.....	40
9387.....	98	9538.....	302	9662.....	298	D973.....	361	WT877BL.....	40
9388.....	98	9539.....	302	9663.....	299	D974.....	361	WT895.....	48
9389.....	98	9540.....	302	9664.....	301	D975.....	356	WT896.....	46
9390.....	98	9552.....	302	9665.....	301	D976.....	356	WT899.....	47
9396.....	99	9553.....	302	9666.....	301	D977.....	354	WT916B.....	51
9397.....	99	9555.....	302	9667.....	302	D978.....	354	WT933B.....	51
9414.....	93	9556.....	302	9668.....	302	D979.....	354	WT952.....	38
9416.....	97	9557.....	302	9669.....	302	D980.....	354	WT958.....	37
9417.....	97	9558.....	302	9670.....	302	D981.....	355	WT958B.....	37
9418.....	97	9560-ROLL.....	55	9671.....	302	D982.....	357	WT958BL.....	37
9419.....	97	9563.....	302	9672.....	302	D983.....	357	WT962.....	38
9421.....	97	9564.....	302	9673.....	302	D984.....	357	WT968.....	37
9422.....	97	9575.....	304	9674.....	302	D985.....	360	WT968B.....	37
9423.....	97	9576.....	304	9675.....	302	D986.....	360	WT968BL.....	37
9424.....	99	9577.....	304	9676.....	302	D987.....	354		
9425.....	99	9578.....	304	9677.....	302	S1198RACK.....	56		
9426.....	99	958.....	66	9678.....	302	S1202RACK.....	56		
9427.....	99	9581.....	304	9680.....	299	S1203RACK.....	56		
9428.....	99	9582.....	304	9681.....	299	S1507RACK.....	56		
9429.....	73	9583.....	304	9682.....	300	S1510RACK.....	56		
9430.....	73	9584.....	304	9683.....	300	S1512RACK.....	56		
9431.....	98	9585.....	304	9684.....	300	W008.....	55		



Think Safety!

Always wear safety goggles to protect your eyes.

Safety depends on the purchase of quality tools, proper care and use of the tools, and replacement of worn out tools. Wright tools are designed and forged to be as strong as their size permits and to outwear other brands.

Always use the right size and type of tool for the job being done. Wright Tool Company cannot be responsible for injury or damage caused by tools improperly used, or from tools which have been abused or badly worn.

1. Never use cheater bars or hammers.
2. Inspect and discard bent, worn, or cracked tools.
3. Use the correct drive size; choose the largest possible drive size. It is stronger and safer.
4. Use the correct size socket; do not use metric sockets on inch fasteners or vice versa, because the fit is not good enough.
5. Place the socket all the way on the fastener.
6. Always be prepared and braced for something coming loose. If possible, PULL on a wrench handle and adjust your stance to prevent a fall if sudden release occurs.
7. If it appears that there is no safe way to do a job, find another way! Don't risk an accident.
8. Use only impact sockets on impact guns. Never use chrome sockets on impact guns.
9. Take special care in selecting and using wrenches on high strength fasteners—grade 5 and 8, 12 pt. nuts and bolts, and many other aerospace fasteners; they require unusually high torques for their size.
10. The safest wrench is a box or socket type because they are stronger and less likely to slip off the fastener. Open end, flare nut and adjustable wrenches are not as strong as the corresponding sizes of box and socket wrenches. Open end, flare nut, and adjustable wrenches are not intended for heavy loads such as breaking loose frozen fasteners, or final tightening.
11. When removing fasteners, it is better to turn the nut rather than the bolt because less torque is required. This may avoid overloading of a wrench.
12. If a torque value is specified for a fastener, use it. However, pay attention to whether the torque value is for turning the bolt or turning the nut. If the torque that is specified for the bolt is applied to the nut, the bolt will be over-tightened and may break in service. Also, the threads may stretch making it difficult to disassemble.
13. Always be sure to fully seat an open end wrench on the nut or bolt.
14. Tightly adjust to the nut the adjustable wrenches and pull so force is on the fixed jaw side.
15. Avoid overtorquing. A torque wrench will permit tightening to the exact torque required for best performance and safety. A fastener that has been over-tightened may require an excessive amount of torque to remove.
15. Wrenches should not be ground to change their shape.
17. Ordinary plastic dipped handles are designed for comfort NOT electrical insulation. Never depend on an insulated tool to protect

you from electricity.

18. Never expose any wrench to excessive heat, which may change the hardness and metal structure, and ruin the tool.
19. Reversible ratchets are among the strongest hand tools in their respective drive sizes. They are designed to interchange with a full range of sockets and accessories in their drive size. It is possible for a lower torque rated socket, or accessory, to be used. Exercise care so as not to overload the weakest component.
20. Use the right type and size screwdriver blade for the screw. Too loose, or too tight a blade may slip. Screwdriver blades should never be used as punches, chisels, scrapers, or pry bars.
21. "Mushroomed" heads of punches and chisels may chip.
22. Always keep hammer heads tightened on the handle. Do not strike one hammer with another hammer.

Eight Safety Tips for Impact Sockets

1. Wear safety goggles.
2. Never use a nail or homemade pin for holding a socket in place.
3. Never exceed a gun pressure rating of 90 psi.
4. Don't dwell longer than necessary to get torque.
5. Put the socket on the fastener before starting the impact gun.
6. Do not hold impact sockets, universal joints, or extensions while impact tool is running.
7. Use adapters only for special applications—not for general use.
8. Mind the joints between the gun and fasteners for less loss of torque and less wear.

Safety Rules, Requirements & Limitations of Chisels & Punches

1. Safety goggles or equivalent eye protection conforming to ANSI requirements must be worn by the user and all persons in the immediate area where any chisel or punch is being used to avoid possible eye injury from flying objects. It is suggested that a safety screen also be used to prevent injury to other workmen from flying particles.
2. Metal cutting chisels are special purpose tools designed and intended only for the cutting, shaping and removing of metal softer than the cutting edge of the chisel itself. Such soft materials may include cast iron, wrought iron, steel, bronze, copper, etc. An initial light cautious blow may be used to ascertain the relative hardness of the struck object with subsequent examination of the cutting edge. Chisels must not be used to cut objects as hard or harder than the chisel cutting edge.
3. Chisels, prick, pin, center and starter punches must not be used for prying or wedging, and no surface of the chisel or punch must be struck other than the struck face.
4. A hammer blow should always be struck squarely with the hammer face parallel with the struck face of the chisel or punch. Always avoid glancing blows and over and under strikes.
5. The striking face of the appropriate type and size hammer should have a diameter approximately 3/8 inch (9.5 mm) larger than the struck face of the chisel or punch.

Continued on page 388



Continued from page 387

6. Chisels and punches must be inspected at regular intervals and their use discontinued at the first sign of excessive wear, chipping or cracking of the point end, cutting edge, or the struck face, or from bending.
7. Never use a chisel or punch with a dull, chipped or deformed cutting edge or point, or one with a mushroomed struck face.
8. Dulling of the cutting edge or point end may occur from tool usage, and it should be resharpened or redressed to the original contour by the use of a whetstone or file. It is understood that industrial users with adequate facilities and properly trained personnel may choose to redress or resharpen these tools by other means without altering the metallurgical characteristics of the tool.
9. At the first indication of mushrooming of the chisel or punch struck face, it must be redressed to original contour by the use of a hand file. It is understood that industrial users with adequate facilities and properly trained personnel may choose to redress or resharpen these tools by other means without altering the metallurgical characteristics of the tool.
10. Except as noted in item 8 or 9, no area, section or portion of the chisel or punch must be ground, welded, re-heat treated, or otherwise altered from the original condition as furnished by the manufacturer.
11. The point end diameter of the starter punch or pin punch must approximate the size of the work piece.
12. Pin punches must not be used as a starting (solid) punch.
13. Drift or lining punches are special purpose tools intended for aligning and sizing holes and must not be used for driving metal or other hard objects.

Vise Safety Information

1. Misuse of vises can cause serious injury to eyes, hands and other body parts.
2. To ensure safety, vise must be set up and used properly.
3. Before set up and use, read, understand and follow all instructions as outlined below.

When Setting-Up Vise:

1. To hold down base of vise, use proper size nuts, bolts and lock washers in ALL mounting holes.
2. NEVER weld base of vise to any metal object.
3. For swivel base vise, ONLY HAND-TIGHTEN handles on locknuts at sides of vise.
4. NEVER use extension pipe to tighten handles on locknuts; this can cause handles to bend.
5. Bench tops must be properly secured.

When Using Vise:

1. ALWAYS use vise of proper size and capacity to hold work object.

2. NEVER use hammer, extension pipe, or cheater bar on spindle handle of vise.
3. NEVER unscrew movable jaw beyond maximum specified opening of vise.
4. NEVER use vise to press an object into or out of another object.
5. ALWAYS wear eye and face protection when striking or using power tools with a vise.

Clamping Systems Safety Information

1. Misuse of C-Clamps or L-Clamps can cause serious injury to eyes, hands and other body parts.
2. To ensure safety, C-Clamps and/or L-Clamps must be selected, inspected and used properly.
3. Read, understand and follow all instructions as outlined below.

Before Using Workholding Clamps:

1. Select enough clamps of proper size and capacity to handle job being done.
2. ALWAYS inspect clamps before using. NEVER use a clamp with:
 - Bent, twisted or cracked frame
 - Badly worn threads on spindle
 - Bent or cracked spindle
 - Swivel pads badly worn or missing from spindle.

When Using Workholding Clamps:

1. NEVER use hammer or pipe extension to tighten a clamp; only tighten to prevent slippage. If a wrench is used on a clamp, do not exceed the recommended "nominal clamping pressure/lbs."
2. NEVER use a clamp as a permanent holding device; always use clamp only as a temporary holding tool.
3. NEVER use a clamp to secure loads on moving vehicles; vibrations can cause them to loosen.
4. NEVER use a clamp with chain, strap, cable or hook to lift or move a load or work object.
5. NEVER use a clamp to support any scaffolding.
6. NEVER weld any parts of a clamp to other metal objects.
7. NEVER strike or use power tools on objects that are clamped using workholding clamps without wearing eye and face protection.

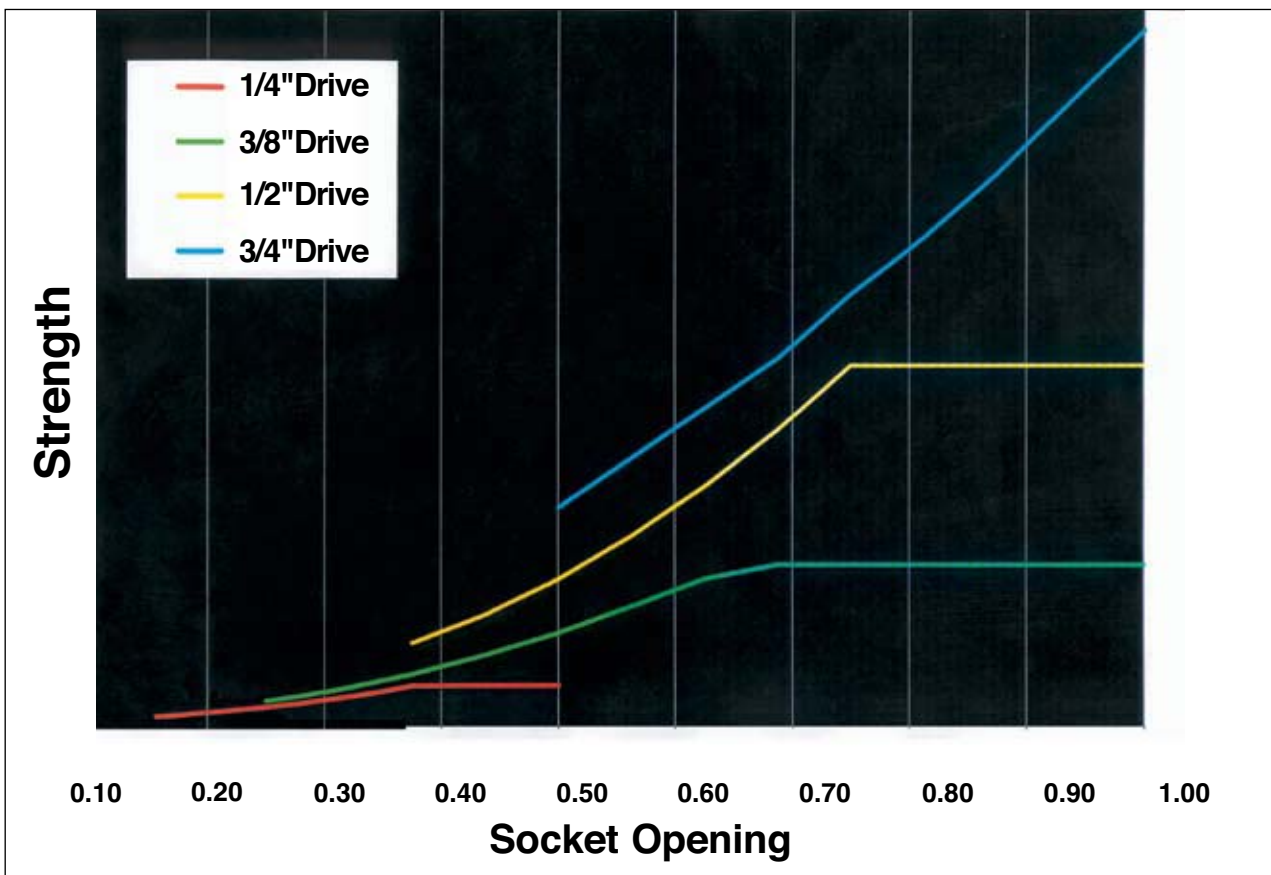


Wright Tool Lifetime Warranty

Since 1927, the Wright Tool Company has manufactured top quality hand tools. The use of 4140 alloy steel, precision heat treating, and advanced manufacturing techniques results in products of long life, durability and toughness. Therefore, for as long as you own it, any product manufactured by Wright Tool which fails to render service due to defect in workmanship or materials will be replaced at no charge.

This warranty does not apply to any defects or problems caused in whole or part by misuse, abuse, alteration, or worn out from use. Wright Tool makes no other warranties, express or implied, with respect to the tools or their suitability for specific applications. Replacement is the exclusive remedy, and Wright Tool neither assumes, nor authorizes any person to assume for it, any other warranty, or obligation express or implied.

How to Choose the Correct Drive for Safety and Performance



This graph shows that almost every size of fastener is available in three drive sizes. For heavy-duty work, especially removing high-strength fasteners or fasteners that have been in place for a long time, only the largest possible drive should be used. The smallest drive that fits a fastener should be used only when either the load is very light or when a larger socket will not fit in the available space, in which case extra care should be used, and the use of worn wrenches should be avoided.

The graph shows the relationship between wrench strength and opening size for four different drive sizes of hand sockets. It shows patterns and relationships but does not give torque values for strength because the working strength of a wrench depends on many factors: wrench diameter, play between fastener and wrench, fastener hardness, and sharpness of points.

The strength of each series of sockets increases in step with the increase in the opening size until the strength of the drive square is reached. The straight, level portion of the curve indicates that the strength of the drive square is greater than the socket. The torque at which this occurs and size at which this occurs depends on the strength of the actual ratchet or flex handle being used. These tools differ in strength from one brand to another. But, even the very highest quality tools have a maximum strength that they can deliver. Beyond that, the sockets may be stronger, but the available torque will be limited by the strength of the ratchet or other driving handle. Larger sockets, which are stronger than the driving square, may be used for medium or low strength fasteners. The use of reducing adapters may overload sockets. The graph shows that a larger drive socket is a safer choice.

