















General Purpose Jobber Length Parabolic Flute Drills, Metric

Styles

QC21PM, QC21GM

	HSS	HSS
	DIN 338	DIN 338
	4XD	4XD
	135°	135°
		
		
		
		
		
		
		
	QC21PM	QC21GM
	1.50 - 17.50	1.50 - 13.00
	105	105
1.1	98F	115F
1.2	59F	69F
1.3	66H	75H
1.4	59F	69F
1.5	46D	56D
1.6		
1.7		
1.8		
2.1	89H	105H
2.2	49F	59F
2.3	49D	59D
2.4		
3.1	151H	171H
3.2	79H	89H
3.3	79F	95F
3.4		59D
4.1	89H	
4.2	49F	
4.3		
5.1	49F	59H
5.2		
5.3		
6.1	89I	98I
6.2	79H	89H
6.3	79H	89H
6.4		
7.1	351H	400H
7.2	325H	351H
7.3		
7.4	276H	315H
8.1		
8.2		
8.3		
9.1		
10.1		

How To Use This Chart:

1. Determine your Workpiece Material from the Application Material Groups (AMG) below.
2. Use the Icons to find Product Features.
3. Find the Surface Feet Per Minute (SFM) and Alpha Code
 - example: 361W
 - 361 = SFM
 - W = Alpha Code used to find your Feed Rate

Feed Rate Chart

Alpha Code	Feed in Inches per Revolution (IPR) ± 25%															Ø Diameter				
	1mm/ 1/32"	2mm/ 3/32"	3mm/ 1/8"	4mm/ 5/32"	5mm/ 3/16"	6mm/ 1/4"	8mm/ 5/16"	10mm/ 3/8"	12mm/ 1/2"	15mm/ 9/16"	16mm/ 5/8"	20mm/ 3/4"	25mm/ 1"	30mm/ 1.1/8"	40mm/ 1.5/8"	50mm/ 2"				
A	0.0004	0.0009	0.0011	0.0013	0.0014	0.0017	0.0021	0.0024	0.0027	0.0032	0.0034	0.0043	0.0049	0.0053	0.0061	0.0069				
B	0.0006	0.0011	0.0015	0.0016	0.0018	0.0021	0.0026	0.0031	0.0035	0.0041	0.0043	0.0053	0.0060	0.0065	0.0074	0.0082				
C	0.0006	0.0013	0.0017	0.0020	0.0022	0.0025	0.0031	0.0039	0.0043	0.0049	0.0051	0.0063	0.0071	0.0077	0.0087	0.0094				
D	0.0006	0.0015	0.0021	0.0024	0.0027	0.0031	0.0039	0.0047	0.0051	0.0059	0.0061	0.0074	0.0083	0.0090	0.0100	0.0108				
E	0.0007	0.0017	0.0024	0.0028	0.0031	0.0037	0.0045	0.0055	0.0059	0.0068	0.0071	0.0085	0.0094	0.0102	0.0112	0.0122				
F	0.0007	0.0020	0.0029	0.0033	0.0037	0.0043	0.0054	0.0065	0.0070	0.0080	0.0083	0.0098	0.0108	0.0116	0.0126	0.0135				
G	0.0007	0.0022	0.0033	0.0038	0.0043	0.0050	0.0063	0.0075	0.0081	0.0091	0.0094	0.0110	0.0122	0.0130	0.0140	0.0148				
H	0.0008	0.0026	0.0040	0.0046	0.0051	0.0059	0.0075	0.0090	0.0096	0.0107	0.0110	0.0126	0.0140	0.0148	0.0157	0.0165				
I	0.0008	0.0030	0.0047	0.0053	0.0059	0.0068	0.0087	0.0104	0.0110	0.0122	0.0126	0.0142	0.0157	0.0165	0.0173	0.0181				
J	0.0009	0.0033	0.0053	0.0060	0.0067	0.0078	0.0098	0.0117	0.0124	0.0137	0.0142	0.0159	0.0175	0.0183	0.0191	0.0198				
K	0.0010	0.0036	0.0059	0.0067	0.0075	0.0087	0.0110	0.0130	0.0138	0.0153	0.0157	0.0177	0.0193	0.0201	0.0209	0.0215				
L	0.0011	0.0040	0.0065	0.0073	0.0082	0.0094	0.0120	0.0142	0.0152	0.0165	0.0169	0.0191	0.0207	0.0215	0.0224	0.0231				
M	0.0012	0.0043	0.0071	0.0080	0.0089	0.0102	0.0130	0.0154	0.0165	0.0177	0.0181	0.0205	0.0220	0.0228	0.0238	0.0248				
N	0.0013	0.0047	0.0077	0.0086	0.0095	0.0110	0.0140	0.0165	0.0179	0.0189	0.0193	0.0219	0.0234	0.0242	0.0253	0.0265				
S	0.0003	0.0006	0.0008	0.0010	0.0012	0.0015	0.0020	0.0031	0.0039	0.0048	0.0051	0.0059	0.0070	0.0070	0.0090					
T	0.0006	0.0011	0.0016	0.0020	0.0024	0.0028	0.0035	0.0043	0.0051	0.0063	0.0067	0.0075	0.0080	0.0090	0.0100					
U	0.0010	0.0019	0.0028	0.0031	0.0035	0.0042	0.0055	0.0067	0.0079	0.0088	0.0091	0.0094	0.0110	0.0120	0.0140					
V	0.0015	0.0027	0.0039	0.0045	0.0051	0.0060	0.0079	0.0098	0.0110	0.0122	0.0126	0.0134	0.0160	0.0170	0.0200					
W	0.0019	0.0035	0.0051	0.0059	0.0067	0.0079	0.0102	0.0130	0.0150	0.0165	0.0169	0.0177	0.0190	0.0190	0.0200					
X	0.0022	0.0041	0.0059	0.0071	0.0083	0.0098	0.0130	0.0165	0.0189	0.0210	0.0217	0.0228								
Y	0.0027	0.0049	0.0071	0.0087	0.0102	0.0125	0.0169	0.0217	0.0276	0.0276	0.0276	0.0291								
Z	0.0037	0.0068	0.0098	0.0128	0.0157	0.0210	0.0315	0.0394	0.0433	0.0463	0.0472	0.0472								

How To Use This Chart to Find Cutting Feed Rate (IPR):

1. Find your Alpha Code on the AMG Chart (example: 279 U : U is the Alpha Code)
2. Find the closest diameter for your cutting application on the chart to find your IPR

Application Material Groups (AMG)		Hardness HRC	ISO	
1. Steel	1.1 Magnetic soft steel	12L14, 12L15	<120 HB	P 1
	1.2 Structural Steel/ case carburising steel	1005-1025, 1214, 1215, A36	<200 HB	P 1
	1.3 Plain Carbon steel	1030-1060, 1050-1060, 1144-1146	<24	P 2
	1.4 Alloy steel	4140,4340,52100,8620 H11-H41,A2,D2,01,P20,420	<24	P 3
	1.5 Alloy steel/ Hardened and tempered steel	4140,4340,52100,8620 H11-H41,A2,D2,01,P20,420	>24<38	P 4
	1.6 Alloy steel/ Hardened and tempered steel	4140,4340,52100,8620 H11-H41,A2,D2,01,P20,420	>38	H 1
	1.7 Alloy steel Hardened	A2-D2, H10-H41, L1-L6, M1-M42, T1	49-55	H 3
	1.8 Alloy steel Hardened	A2-D2, H10-H41, L1-L6, M1-M42, T1	55-63	H 4
2. Stainless Steel	2.1 Free machining Stainless Steel	200, 303, 416, 420F, 430F, 440	<24	M 1
	2.2 Austenitic	301, 302, 304, 316, 321, 330, CUSTOM 455, AM-350	<24	M 3
	2.3 Ferritic + Austenitic, Martensitic	318-329, 400-446, DUPLEX	<32	M 2
	2.4 Precipitation Hardened	15-5PH, Custom 450 17-4PH	<32	S 2
3. Cast Iron	3.1 Lamellar graphite	Grey, G10, Gg40, J431C, A48 CLASS 20	<150 HB	K 1
	3.2 Lamellar graphite	Grey, GG25-Gg40, J158, A48 CLASS 40-60	>150 HB<32	K 2
	3.3 Nodular graphite/ Malleable Cast Iron	A220, A436, A439, A602, Black, GGG40-GGG70	<200 HB	K 3
	3.4 Nodular graphite/ Malleable Cast Iron	Black Gts/Gtw, J434C	>200 HB<32	K 4
4. Titanium	4.1 Titanium, unalloyed	Commercially Pure	<200 HB	S 1
	4.2 Titanium, alloyed	6Al4V, 6A14V-2Sn, Monel, Monel K	<28	S 2
	4.3 Titanium, alloyed	6Al4V-4Mo, 7A14V-4Mo, 4911-4967	>28<38	S 3
5. Nickel	5.1 Nickel, unalloyed	Commercially Pure, 17644, 200, 5553	<150 HB	S 1
	5.2 Nickel, alloyed	Monel 400, Hastelloy C, Inconel 625, Waspaloy	<28	S 2
	5.3 Nickel, alloyed	Inconel 718,Nimonic 75-95,Rene 41,Inconel 825,A286	>28<38	S 3
6. Copper	6.1 Copper	Commercially Pure	<100 HB	N 3
	6.2 β-Brass, Bronze	314-340, 350-370	<200 HB	N 4
	6.3 α-Brass	Alloyed Cu + Al + Fe, Long Chipping	<200 HB	N 3
	6.4 High Strength Bronze	Ampco 18-25	<49	N 4
7. Aluminium Magnesium	7.1 Al, Mg, unalloyed	Commercially Pure	<100 HB	N 1
	7.2 Al alloyed, Si<0.5%	6061 T6, 7075, 314-340	<150 HB	N 1
	7.3 Al alloyed, Si>0.5%<10%	6061 T6, 380-390	<120 HB	N 1
	7.4 Al alloyed, Si>10% Mg alloys	Magnesium Whisker Reinforced	<120 HB	N 2
8. Synthetic Materials	8.1 Thermoplastics	Ultradim, Polystrol	---	O
	8.2 Thermosetting plastics	Bakelit, Pertinax	---	O
	8.3 Reinforced plastic materials	CFK, GFKAFK	---	O
9. Hard Mat.	9.1 Cermets (Metal-ceramics)	Ferrotic	<54	H
10. Graphite	10.1 Standard graphite		---	O





JOBBER DRILL

General Purpose Jobber Length Parabolic Flute, Metric

Heavy-Duty Parabolic Flute design for efficient chip removal. Allows greater drilling depths in one pass. Low thrust design self centering Split Point for easier penetration.

QC21PM Bright Finish improves chip flow in soft or non-ferrous materials.

QC21GM TiN Coating increases wear resistance and improves tool life.



d_1 Ø mm	d_1 decimal Inch	l_2 mm	l_1 mm	Pack Qty	QC21PM	QC21GM
1.50	0.0591	18	40	12	013115	019815
2.00	0.0787	24	49	12	013120	019820
2.50	0.0984	30	57	12	013125	019825
3.00	0.1181	33	61	12	013130	019830
3.50	0.1378	39	70	12	013135	—
4.00	0.1575	43	75	12	013140	019840
4.50	0.1772	47	80	12	013145	—
5.00	0.1969	52	86	12	013150	019850
5.20	0.2047	52	86	12	013152	019852
5.50	0.2165	57	93	12	013155	019855
5.60	0.2205	57	93	12	013156	019856
6.00	0.2362	57	93	12	013160	019860
6.50	0.2559	63	101	12	013165	019865
6.80	0.2677	69	109	12	013168	019868
7.00	0.2756	69	109	12	013170	019870
7.50	0.2953	69	109	12	013175	019875
8.00	0.3150	75	117	6	013180	019880
8.20	0.3228	75	117	6	013182	019882
8.50	0.3346	75	117	6	013185	019885
8.60	0.3386	81	125	6	013186	019886
9.00	0.3543	81	125	6	013190	019890
9.50	0.3740	81	125	6	013195	019895
10.00	0.3937	87	133	6	014900	019900
10.50	0.4134	87	133	6	014905	019905
11.00	0.4331	94	142	6	014910	019910
11.50	0.4528	94	142	6	014915	—
12.00	0.4724	101	151	6	014920	019920
12.50	0.4921	101	151	6	014925	019925
13.00	0.5118	101	151	1	014930	019930
13.50	0.5315	108	160	1	014935	—
14.00	0.5512	108	160	1	014940	—
14.50	0.5709	114	169	1	014945	—
15.00	0.5906	114	169	1	014950	—
15.50	0.6102	120	178	1	014955	—
16.00	0.6299	120	178	1	014960	—
16.50	0.6496	125	184	1	014965	—
17.00	0.6693	125	184	1	014970	—
17.50	0.6890	130	191	1	014975	—