

The fast way to the best collet

Please use the tables below to find the perfect collet for your product.

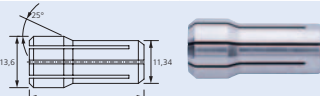
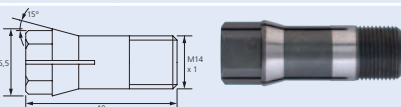
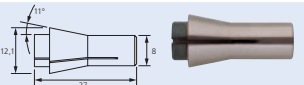
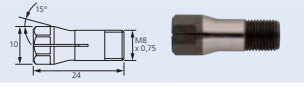
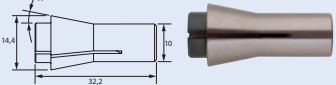
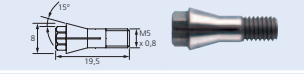

Determine the correct collet group from the Power tool/handpiece table.

Then, find the diameter and EDP of that collet group in the collet chart.

| Page | Power tool/handpiece | Collet group |
|------|----------------------|--------------|
| 11 | PGT 1/1000 | 1 |
| 12 | PGAS 2/800 E | 1 |
| 13 | PGAS 1/700 | 15 |
| 14 | PGAS 1/550 | 15 |
| 15 | PGAS 3/440 HV | 6 |
| 16 | PG 3/380 HV | 6 |
| 17 | PGAS 4/350 E-HV | 6 |
| 18 | PGAS 7/250 E-HV | 16 |
| 19 | PGAS 5/230 HV | 6 |
| 19 | PGAS 5/230 VE-HV | 6 |
| 20 | PG 3/210 HV | 6 |
| 21 | PGAS 8/100 HV | 7 |

| Page | Power tool/handpiece | Collet group |
|------|----------------------------|--------------|
| 22 | PGAS 10/40 V-HV | 8 |
| 23 | PWS 1/800 | 2 |
| 24 | PWS 3/200 DH | 6 |
| 35 | UGER 11/330 SI 120 V | 8 |
| 36 | UGER 5/250 SI 120 V | 11 |
| 37 | UGER 5/90 SI 120 V | 11 |
| 38 | UGER 11/90 SI 120 V | 12 |
| 39 | UGER 15/60 SI 120 V | 12 |
| 40 | UGER 15/30 SI 120 V | 12 |
| 64 | Handpiece HA 4 ZGB G16 | 9 |
| 64 | Angle handpiece WZ 4 A G16 | 10 |
| 64 | Handpiece HA 7 ZGA G22 | 11 |

| Page | Power tool/handpiece | Collet group |
|------|------------------------------------|--------------|
| 64 | Angle handpiece WZ 7 45° G22 | 6 |
| 64 | Angle handpiece WZ 7 B G22 | 6 |
| 64 | Handpiece HA 10 ZGE G28 | 11 |
| 64 | Angle handpiece WZ 10 45° G28 | 6 |
| 64 | Angle handpiece WZ 10 B G28 | 6 |
| 64 | Flexible special handpiece FSH G28 | 11 |
| 64 | Handpiece HA 12 ZGA G28 | 12 |
| 67 | Spindle extension SPV 50-3 S8 | 2 |
| 67 | Spindle extension SPV 75-6 SPG 6 | 10 |
| 67 | Spindle extension SPV 75-6 S8 | 10 |
| 67 | Spindle extension SPV 100-6 SPG 6 | 10 |
| 67 | Spindle extension SPV 100-6 S8 | 10 |

| Collet group | Shank diameter and EDP number | | | | | | | | | |
|--|-------------------------------|-------|-------|-------|-------|-------|-------|-------|-------|-------|
| | 3/32" | 1/8" | 1/4" | 3/8" | 1/2" | 3 mm | 6 mm | 8 mm | 10 mm | 12 mm |
| 1  | 93006 | 93007 | - | - | - | 93003 | - | - | - | - |
| 2  | 93013 | 93012 | - | - | - | 93011 | - | - | - | - |
| 6  | 93067 | 93072 | 93074 | - | - | 93057 | 93062 | 93064 | - | - |
| 7  | - | 93081 | 93084 | 93085 | - | 93081 | 93082 | 93083 | - | - |
| 8  | - | - | 93094 | 93095 | - | - | 93091 | 93092 | 93093 | - |
| 9  | 93120 | 93125 | 93127 | - | - | 93108 | 93114 | - | - | - |
| 10  | - | 93146 | 93148 | - | - | 93134 | 93140 | - | - | - |
| 11  | 93174 | 93179 | 93182 | - | - | 93157 | 93163 | 93166 | - | - |
| 12  | - | - | 93211 | 93215 | 93218 | - | 93196 | 93199 | 93201 | 93203 |
| 15  | 93240 | 93239 | - | - | - | 93238 | - | - | - | - |
| 16  | - | - | 93249 | 93250 | - | - | 93246 | 93247 | 93248 | - |

Note: all diagram dimensions in mm