

**WARRANTY**

**Express Warranty** – MSA warrants that the product furnished is free from mechanical defects or faulty workmanship for a period of one (1) year from first use or eighteen (18) months from date of shipment, whichever occurs first, provided it is maintained and used in accordance with MSA's instructions and/or recommendations. Replacement parts and repairs are warranted for ninety (90) days from the date of repair of the product or sale of the replacement part, whichever occurs first. MSA shall be released from all obligations under this warranty in the event repairs or modifications are made by persons other than its own authorized service personnel or if the warranty claim results from misuse of the product. No agent, employee or representative of MSA may bind MSA to any affirmation, representation or modification of the warranty concerning the goods sold under this contract. MSA makes no warranty concerning components or accessories not manufactured by MSA, but will pass on to the Purchaser all warranties of manufacturers of such components. THIS WARRANTY IS IN LIEU OF ALL OTHER WARRANTIES, EXPRESS, IMPLIED OR STATUTORY, AND IS STRICTLY LIMITED TO THE TERMS HEREOF. MSA SPECIFICALLY DISCLAIMS ANY WARRANTY OF MERCHANTABILITY OR FITNESS FOR A PARTICULAR PURPOSE.

**Exclusive Remedy** – It is expressly agreed that the Purchaser's sole and exclusive remedy for breach of the above warranty, for any tortious conduct of MSA, or for any other cause of action, shall be the repair and/or replacement, at MSA's option, of any equipment or parts thereof, that after examination by MSA are proven to be defective. Replacement equipment and/or parts will be provided at no cost to the Purchaser, F.O.B. Purchaser's named place of destination. Failure of MSA to successfully repair any nonconforming product shall not cause the remedy established hereby to fail of its essential purpose.

**Exclusion of Consequential Damages** – Purchaser specifically understands and agrees that under no circumstances will MSA be liable to Purchaser for economic, special, incidental, or consequential damages or losses of any kind whatsoever, including but not limited to, loss of anticipated profits and any other loss caused by reason of the non-operation of the goods. This exclusion is applicable to claims for breach of warranty, tortious conduct or any other cause of action against MSA.

For additional information please contact the Customer Service Department at 1-800-MSA-2222 (1-800-672-2222).

**Model Numbers:****507003, 507004, 507005, 507006**

# MSA Tool Holder

## 6" Tool Holder & 18" Tool Holder

### User Instructions

**1.0 PURPOSE**

For safe holding of large sledge-driven tools, such as stone points, star drills, chisels, frost pins, gouges, ground rods, jack bits, punches, and marking dies.

**2.0 SET-UP**

1. Loosen knob or T-handle, allowing slack in tool strap (see image 1)
2. Pull on tool strap to gain some slack in the strap (see image 2)

Image 1

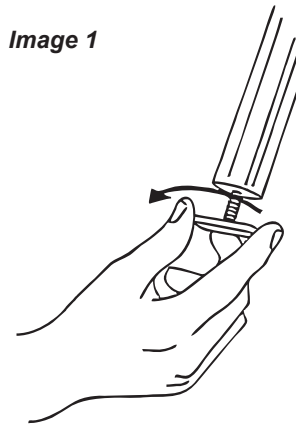
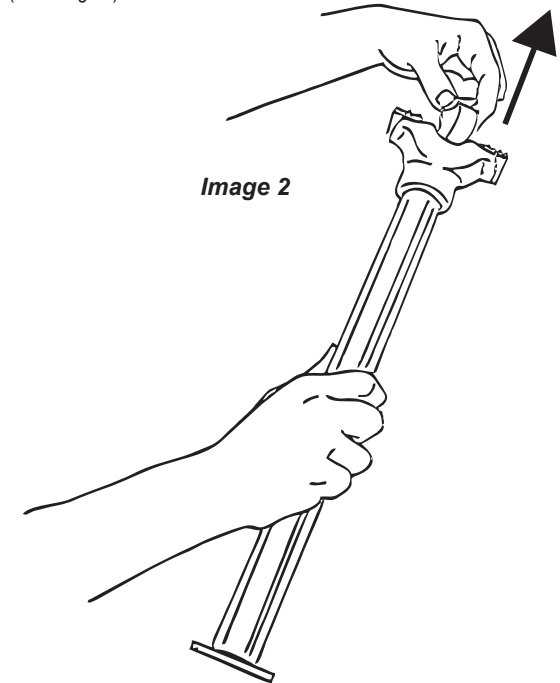


Image 2



For More Information, call 1-800-MSA-2222 or Visit Our Website at [www.MSAafety.com](http://www.MSAafety.com)



**1000 Cranberry Woods Drive**  
Cranberry Twp. Pennsylvania, U.S.A. 16066

TWP 122 (L) Rev. 5 © MSA 2019 Prnt. Spec. 10000005196 (B)

Mat. 10040813

Doc. 10040813

CR 800000032681

3. Place tool (i.e. chisel) into tool holder so that tool is inside strap and resting on pads (see image 3)
4. While holding tool in place, tighten strap by twisting T-handle in clockwise direction (see image 4) until tool is securely in place.

Image 3

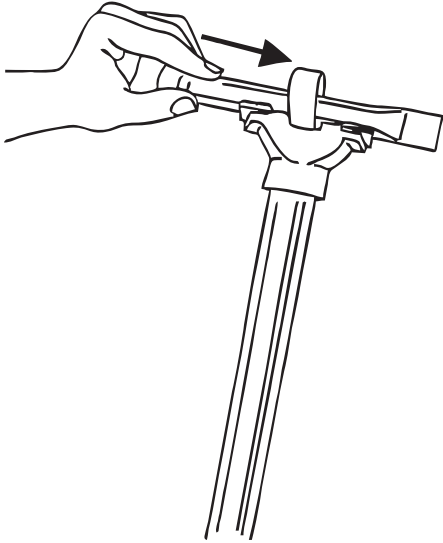
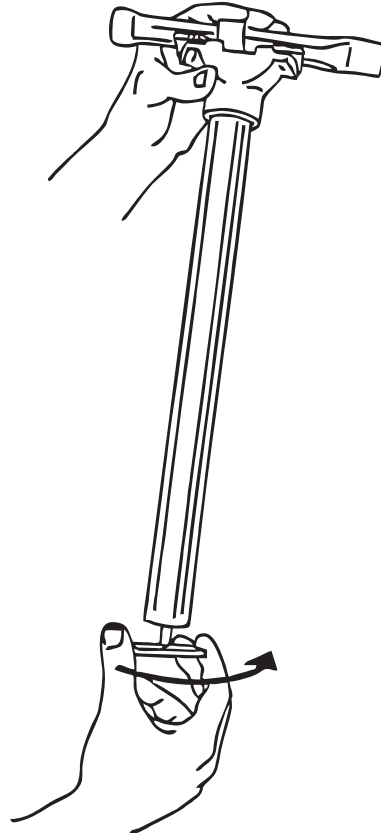


Image 4



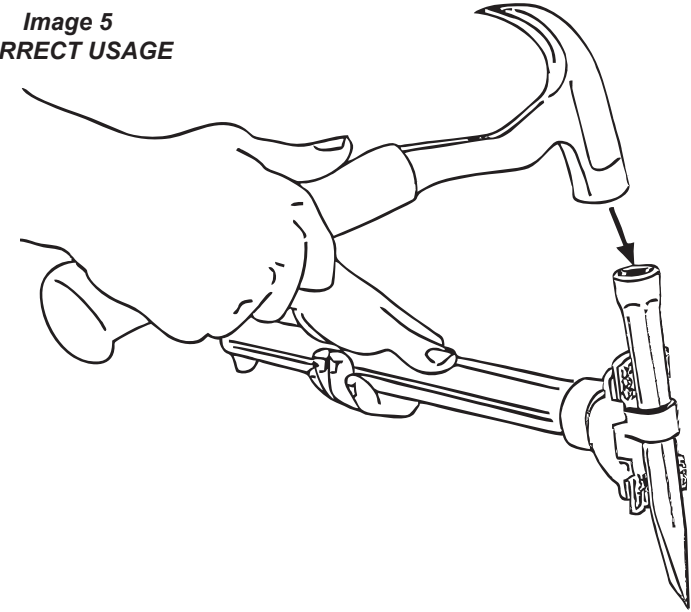
**! WARNING**

User must wear eye protection while using this product. Debris created by striking objects can result in eye or other bodily injury.

### 3.0 USE

Grasp Tool Holder, keeping your hand away from striking tool. Place striking tool against desired surface. Strike tool (see image 5)

Image 5  
CORRECT USAGE



**DO NOT** strike tool in the direction that pulls directly against the straps (see image 6). Tool Holder is not intended to be used as a prying tool or with a hammer wrench.

Image 6  
INCORRECT USAGE

