

FEMALE SWIVELS JIC

JIC SWIVEL NUT ELBOW


SAE 070221
MS 51521



Part #	JIC Thread Size 1	JIC Thread Size 2	List Price
6500-4	7/16-20	7/16-20	2.88
6500-6	9/16-18	9/16-18	3.85
6500-8	3/4-16	3/4-16	4.65
6500-10	7/8-14	7/8-14	7.34
6500-12	1-1/16-12	1-1/16-12	8.20
6500-16	1-5/16-12	1-5/16-12	14.82
6500-24	1-7/8-12	1-7/8-12	50.75

6500 2071R C6X 1236 G5506

JIC SWIVEL TO MALE PIPE ELBOW



Part #	JIC Thread Size 1	Male Pipe Thread 2	List Price
6501-4-4	7/16-20	1/4	3.66
6501-6-6	9/16-18	3/8	5.84
6501-8-8	3/4-16	1/2	8.58
6501-10-8	7/8-14	1/2	7.57
6501-12-12	1-1/16-12	3/4	8.99
6501-16-16	1-5/16-12	1	12.91

6501 2250 1247R TF5406

JIC SWIVEL 45° ELBOW

SAE 070321
MS 51522




Part #	JIC Thread Size 1	JIC Thread Size 2	List Price
6502-4	7/16-20	7/16-20	3.10
6502-6	9/16-18	9/16-18	4.45
6502-8	3/4-16	3/4-16	5.01
6502-10	7/8-14	7/8-14	5.93
6502-12	1-1/16-12	1-1/16-12	6.91
6502-16	1-5/16-12	1-5/16-12	14.40

6502 2070R V6X 1237 C5356

HYDRAULIC ADAPTERS

JIC SWIVEL TO FEMALE - PIPE ELBOW



Part #	JIC Thread Size 1	Female Pipe Thread 2	List Price
6503-4-4	7/16-20	1/4	11.00
6503-6-6	9/16-18	3/8	12.22
6503-8-8	3/4-16	1/2	11.86
6503-12-12	1-1/16-12	3/4	22.68


JIC SWIVEL CONNECTOR



Part #	JIC Thread Size 1	JIC Thread Size 2	List Price
6504-4-4	7/16-20	7/16-20	3.81
6504-6-6	9/16-18	9/16-18	3.81
6504-8-8	3/4-16	3/4-16	4.59
6504-10-10	7/8-14	7/8-14	6.18
6504-12-12	1-1/16-12	1-1/16-12	6.98
6504-16-16	1-5/16-12	1-5/16-12	10.27
6504-20-20	1-5/8-12	1-5/8-12	29.05

6504 1205

JIC SWIVEL TO MALE - PIPE ADAPTER



Part #	JIC Thread Size 1	Male Pipe Thread 2	List Price
6505-4-2	7/16-20	1/8	3.71
6505-4-4	7/16-20	1/4	2.32
6505-4-6	7/16-20	3/8	2.31
6505-6-4	9/16-18	1/4	2.70
6505-6-6	9/16-18	3/8	3.32
6505-8-6	3/4-16	3/8	5.10
6505-8-8	3/4-16	1/2	4.26
6505-12-12	1-1/16-12	3/4	6.55
6505-16-16	1-5/16-12	1	10.61
6505-24-24	1-7/8-12	1-1/2	30.96

6505 2018 F6X 1211 9100R