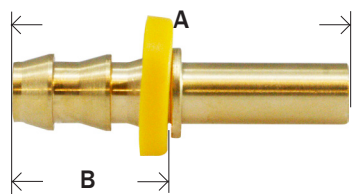


## PUSH ON HOSE BARB

## BRASS FITTINGS

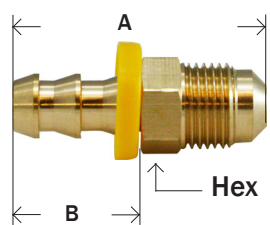
## RIGID TUBE ADAPTER



Part #	Hose I.D. x O.D Tube	A	B	Approx. Wt. Lbs.	List Price
30-290	1/4" x 3/16"	1.68	0.77	0.04	7.46
30-291	1/4" x 1/4"	1.88	0.77	0.04	2.05
30-292	1/4" x 5/16"	1.88	0.77	0.04	7.61
30-293	5/16" x 5/16"	1.91	0.79	0.04	4.59
30-294	3/8" x 3/8"	2.03	0.92	0.06	3.55
30-426	3/8" x 1/2"	1.81	0.97	0.04	5.15
30-297	1/2" x 1/2"	2.13	1.02	0.06	7.51
30-298	5/8" x 5/8"	2.61	1.50	0.10	11.75
30-299	3/4" x 3/4"	2.61	1.50	0.25	13.86

294 100B-X KA-RL 303 732 694

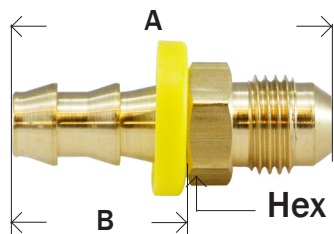
## MALE SAE FLARE ADAPTER



Part #	Hose I.D. x 45° Male Flare	UNF Thread	A	B	Hex	Approx. Wt. Lbs.	List Price
30-240	1/4" x 1/4"	7/16-20	1.45	0.75	0.43	0.04	4.41
30-241	1/4" x 5/16"	1/2-20	1.59	0.84	0.50	0.04	5.20
30-249	5/16" x 5/16"	1/2-20	1.60	0.80	0.50	0.06	4.12
30-271	3/8" x 5/16"	1/2-20	1.64	0.86	0.50	0.08	3.96
30-243	3/8" x 3/8"	5/8-18	1.83	0.92	0.62	0.08	4.41
30-245	1/2" x 1/2"	3/4-16	1.98	1.02	0.875	0.10	10.86
30-246	5/8" x 5/8"	7/8-14	2.73	1.50	0.87	0.19	13.29
30-247	3/4" x 3/4"	1-1/16-14	2.98	1.50	1.06	0.32	20.87


100B-3 KA-MS 727 945 682 302 282

## 37° MALE JIC FLARE ADAPTER



Part #	Hose I.D. x Male JIC	UNF Thread	A	B	Hex	Approx. Wt. Lbs.	List Price
32-900	1/4" x 1/4"	7/16-20	1.57	0.84	0.50	0.04	5.26
32-901	1/4" x 5/16"	1/2-20	1.60	0.83	0.56	0.04	6.18
32-906	1/4" x 3/8"	9/16-18	1.63	0.77	0.62	0.05	8.70
32-902	3/8" x 3/8"	9/16-18	1.78	0.97	0.62	0.06	8.27
32-903	1/2" x 1/2"	3/4-16	1.97	0.97	0.75	0.10	13.80
32-907	5/8" x 5/8"	7/8-14	2.62	1.50	0.93	0.19	15.00
32-905	3/4" x 3/4"	1-1/16-12	2.79	1.50	1.12	0.29	19.79

## SAE/JIC DUAL 45°/37° FEMALE SWIVEL



Part #	Hose I.D. x Dual Seat	UNF Thread	A	B	Hex	Approx. Wt. Lbs.	List Price
30-230 *	1/4" x 1/4"	7/16-20	1.53	0.87	0.56	0.06	2.44
30-231	1/4" x 5/16"	1/2-20	1.53	0.87	0.62	0.04	3.87
30-232	5/16" x 5/16"	1/2-20	1.56	0.87	0.62	0.04	4.02
30-427	3/8" x 5/16"	1/2-20	1.74	0.87	0.62	0.06	11.34
30-233	3/8" x 1/2"	3/4-16	1.79	0.97	0.87	0.10	4.99
30-234 *	1/2" x 1/2"	3/4-16	1.77	0.97	0.87	0.10	4.80
30-235	1/2" x 5/8"	7/8-14	1.84	0.97	1.00	0.12	7.55
30-236	5/8" x 1/2"	3/4-16	2.27	1.45	0.87	0.18	8.62
30-237	5/8" x 5/8"	7/8-14	2.33	1.45	1.00	0.14	8.55
30-428	3/4" x 5/8"	7/8-14	2.33	1.45	1.00	0.20	11.56

\* See page 35 for stainless

29FDS 287 HDF 309 735 690 P990-K 305 935/934