


**AUTOMOTIVE/ PARKER INTERCHANGE**

**QUICK DISCONNECTS**

**AUTOMOTIVE/ PARKER INTERCHANGE (Tru-Flate)**


- Brass couplers are brass bodies with brass valves, 6 steel locking balls, NBR seal, and stainless steel springs.
- Steel couplers are steel bodies with steel valves, 6 stainless steel locking balls, NBR seal, and stainless steel springs.
- Plugs are brass or steel with green blue zinc plating
- Unique design has been field proven as a long-lasting, high performance coupling especially when used with pneumatic tools
- Maximum working pressure is 300 PSI

**BRASS MALE COUPLER**



Part#	Body Size	Thread Size	List Price
28-515	1/4"	1/8"	20.71
28-516	1/4"	1/4"	7.83
28-517	1/4"	3/8"	19.11

**BRASS FEMALE COUPLER**



Part#	Body Size	Thread Size	List Price
28-507	1/4"	1/4"	7.88
28-508	1/4"	3/8"	17.54

**STEEL MALE COUPLER**




Part#	Body Size	Thread Size	List Price
28-516S	1/4"	1/4"	5.11
28-514S	3/8"	1/4"	7.70
28-519S	3/8"	3/8"	8.12

**STEEL FEMALE COUPLER**




Part#	Body Size	Thread Size	List Price
28-507S	1/4"	1/4"	5.11
28-525S	3/8"	1/4"	7.70
28-526S	3/8"	3/8"	8.12

**BRASS MALE PLUG**




Part#	Body Size	Thread Size	List Price
28-510B	1/4"	1/4"	1.82

**BRASS FEMALE PLUG**




Part#	Body Size	Thread Size	List Price
28-501B	1/4"	1/4"	2.03

**STEEL MALE PLUG**



Part#	Body Size	Thread Size	List Price
28-509	1/4"	1/8"	1.93
28-510	1/4"	1/4"	1.43
28-511	1/4"	3/8"	2.74
28-512	3/8"	1/4"	2.01
28-513	3/8"	3/8"	2.15

**STEEL FEMALE PLUG**



Part#	Body Size	Thread Size	List Price
28-500	1/4"	1/8"	5.70
28-501	1/4"	1/4"	1.61
28-502	1/4"	3/8"	2.65
28-503	3/8"	1/4"	1.76
28-504	3/8"	3/8"	2.17