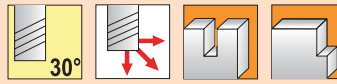


273M - 3 Flute - Square end
373M - 3 Flute - Ball end

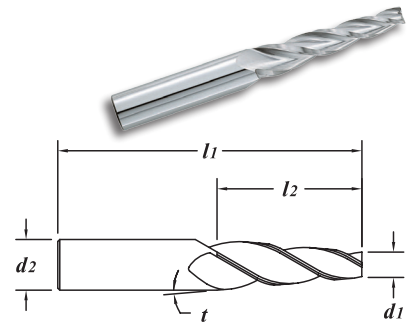
Technical information:
 page 228, 230



TOLERANCES	
$d1$	+0.003" -0.000" (+0.075 -0.000mm)
$d2$	-0.0001" -0.0004" (-0.0025 -0.0100mm)
r	+0.003" -0.000" (+0.075 -0.000mm)

Standard Length - Tapered

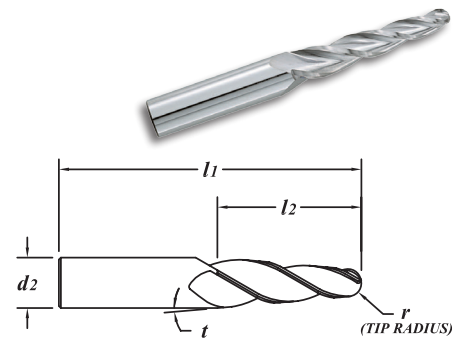
Solid submicron grain carbide end mill - center cutting
 Excellent for holding draft angles in mold and die applications



273M EDP#	$d2$ Shank Diameter	t Taper Per Side	$d1$ † Tip Diameter		$l1$ Overall Length	$l2$ Flute Length	1-11	12-24	25-49	50-100	
			Decimal	Metric							
49010	1/4"	1°	.1250	1/8"	3.175	3"	1-1/2"	30.23	28.92	27.60	26.29
49020	1/4"	1° 30'	.1250	1/8"	3.175	3"	1-1/2"	30.23	28.92	27.60	26.29
49030	1/4"	2°	.1250	1/8"	3.175	3"	1"	30.23	28.92	27.60	26.29
49040	1/4"	3°	.1250	1/8"	3.175	3"	1"	30.23	28.92	27.60	26.29
49050	1/4"	5°	.1250	1/8"	3.175	3"	3/4"	30.23	28.92	27.60	26.29
49060	1/4"	7°	.1250	1/8"	3.175	3"	1/2"	30.23	28.92	27.60	26.29
49070	3/8"	1°	.1875	3/16"	4.763	3-1/2"	1-3/4"	45.40	43.43	41.45	39.48
49080	3/8"	1° 30'	.1875	3/16"	4.763	3-1/2"	1-3/4"	45.40	43.43	41.45	39.48
49090	3/8"	2°	.1875	3/16"	4.763	3-1/2"	1-3/4"	45.40	43.43	41.45	39.48
49100	3/8"	3°	.1562	5/32"	3.967	3-1/2"	1-3/4"	45.40	43.43	41.45	39.48
49110	3/8"	5°	.1250	1/8"	3.175	3-1/2"	1-1/2"	45.40	43.43	41.45	39.48
49120	3/8"	7°	.1562	5/32"	3.967	3-1/2"	3/4"	45.40	43.43	41.45	39.48
49130	1/2"	3°	.2500	1/4"	6.350	4"	2"	62.54	59.82	57.10	54.38
49140	1/2"	5°	.2500	1/4"	6.350	4"	1-1/4"	62.54	59.82	57.10	54.38
49150	1/2"	7°	.1875	3/16"	4.763	4"	1-1/4"	62.54	59.82	57.10	54.38

Standard Length - Tapered - Ball End

Solid submicron grain carbide end mill - center cutting
 Excellent for holding draft angles in mold and die applications



373M EDP#	$d2$ Shank Diameter	t Taper Per Side	r † Tip Radius		$l1$ Overall Length	$l2$ Flute Length	1-11	12-24	25-49	50-100	
			Decimal	Metric							
50010	1/4"	1°	.0620	.062"	1.575	3"	1-1/2"	33.53	32.08	30.62	29.16
50020	1/4"	1° 30'	.0620	.062"	1.575	3"	1-1/2"	33.53	32.08	30.62	29.16
50030	1/4"	2°	.0620	.062"	1.575	3"	1"	33.53	32.08	30.62	29.16
50040	1/4"	3°	.0620	.062"	1.575	3"	1"	33.53	32.08	30.62	29.16
50050	1/4"	5°	.0620	.062"	1.575	3"	3/4"	33.53	32.08	30.62	29.16
50060	1/4"	7°	.0620	.062"	1.575	3"	1/2"	33.53	32.08	30.62	29.16
50070	3/8"	1°	.0930	.093"	2.362	3-1/2"	1-3/4"	50.42	48.22	46.03	43.84
50080	3/8"	1° 30'	.0930	.093"	2.362	3-1/2"	1-3/4"	50.42	48.22	46.03	43.84
50090	3/8"	2°	.0930	.093"	2.362	3-1/2"	1-3/4"	50.42	48.22	46.03	43.84
50100	3/8"	3°	.0780	.078"	1.981	3-1/2"	1-3/4"	50.42	48.22	46.03	43.84
50110	3/8"	5°	.0620	.062"	1.575	3-1/2"	1-1/2"	50.42	48.22	46.03	43.84
50120	3/8"	7°	.0780	.078"	1.981	3-1/2"	3/4"	50.42	48.22	46.03	43.84
50130	1/2"	3°	.1250	.125"	3.175	4"	2"	71.88	68.75	65.63	62.50
50140	1/2"	5°	.1250	.125"	3.175	4"	1-1/4"	71.88	68.75	65.63	62.50
50150	1/2"	7°	.0930	.093"	2.362	4"	1-1/4"	71.88	68.75	65.63	62.50