



### SE -15/-16






## General Purpose Bow Saws 21" to 36"



### PRODUCT DETAILS

- Teeth points high-frequency, heat induction hardened for long-lasting performance
- 51 supplied with peg tooth blade for dry wood, 23 supplied with raker tooth blade for green wood
- The knuckle protector provides comfort and safety
- Powder painted steel tube for excellent rust protection
- SE-16 with pointed nose for better access in tight areas
- Professional bow saw for all types of work, especially in building, gardening, farming and forestry applications

### PRODUCT ATTRIBUTES

Product					
<b>SE-16-21</b>	530 mm	21 in	170 mm	51	570 g
<b>SE-16-21-23</b>	530 mm	21 in	170 mm	23	570 g
<b>SE-15-24</b>	607 mm	24 in	170 mm	51	675 g
<b>SE-15-30</b>	759 mm	30 in	200 mm	51	800 g
<b>SE-15-30-23</b>	759 mm	30 in	200 mm	23	800 g
<b>SE-15-32</b>	810 mm	32 in	210 mm	51	840 g
<b>SE-15-36</b>	912 mm	36 in	220 mm	51	920 g
<b>SE-15-36-23</b>	912 mm	36 in	220 mm	23	920 g

Follow the Fish!

