



A registered trademark of SNA Europe Group

SCREWDRIVER CATALOGUE 2016



SNA Europe
Bahco is a registered trademark of SNA Europe Group












SCREWDRIVER CATALOGUE 2016



SCREWDRIVER CATALOGUE 2016



Index

	Introduction	III
	Ergo™	2
	BahcoFit	24
	600 Series	34
	Stainless Steel	40
	Ratcheting	48
	Precision	56
	T-Handle	62
	Insulated	68
	Others	86
	Hex Keys	94
	Bits & Adaptors	106
	Sales Expo System	146



Bahco, improving on more than 150 years of specialization and innovation

Bahco has a **catalogue of over 15,000 references** offering solutions to the **most demanding professionals**.

Bahco **industrial excellence** is the result of commitment to **innovation**, both in machinery and in production processes. More over, thanks to its **renowned design** and highly qualified staff, we are able to offer the **highest quality** in our tools and our service.

Bahco has become today **a prestigious brand** with major international awards, being the undisputed leader in the manufacture of high quality screwdrivers.

The **screwdriver factory** located in Placencia de las Armas (Guipúzcoa), produces all screwdrivers for SNA Europe

group with the **most advanced technological processes**: a fact of which SNA Europe is proud.



BAHCOFit

“For everything, for everyone”

Being at the forefront of technology has been and is part of our daily work.

In 1991 SNA Europe as world pioneer, under the Irazola brand, launched the **first screwdriver with bi-material handle**.

In a continuous process of evolution in design and improved ergonomics our model **“Premium”** was born and has been market leader for many years.

Today, in this desire for improvement both in production processes and in maintaining the leadership, **we launch our latest development:**

A new screwdriver intended **for all applications, for all types of jobs, for all professionals.**

BAHCOFIT “For everything, for everyone”

The new BahcoFit, with an innovative design, with the marking on the patented handle, with 50% more rubber ensuring optimum grip and providing the most accurate work, and above all, with the same high level quality.

We remain committed to the future, providing our **experience, quality and professionalism.**



How do we manufacture our screwdrivers?

<http://www.bahcoworld.com/blog/2014/02/manufacturing-process-series-screwdriver>





ergo[®]

The Bahco ERGO™ Process

If hand tools are to be ergonomic, they must be suitable to the task, the user and the environment. That is why all three of these factors are crucial when creating an ERGO™ product.

Ergonomic tools are designed to fit the human hand, minimising grip-strength demands and allowing muscles to relax periodically, reducing the risk of static muscle fatigue.

Whenever an ERGO™ tool is being developed, sustainable efficiency and effectiveness are considered, as well as reliability and durability in challenging environments.

We work hard to deliver the best possible tools to every user, and over the years we have continuously developed, improved and fine-tuned the way we do this, which resulted in the **Bahco ERGO™ Process**. This is a comprehensive three-phase process (each phase including several steps), which ensures the validity of ERGO™ tools.

The Bahco ERGO™ Process is unique for Bahco and scientifically performed with the help of Industrial Designers and Ergonomists.

The Bahco ERGO™ Process is in accordance with ISO 9241.

BAHCO ERGO™ PRODUCTS ARE CONTINUALLY AWARDED WITH THE MOST PRESTIGIOUS DESIGN AWARDS

Bahco ERGO™ products have been included in research papers and business cases. We also actively work with universities and research centers all over to create our products:

- Comfort Effects of Participatory Design of Screwdrivers
TU Delft The Netherlands
- Success Via Design - Business case
by Triad Design & Harvard University*
- Business case: AB SANDVIK SAWS & TOOLS: THE ERGO STRATEGY
University of Western Ontario
- Mastership in Design research at UFSC
Federal University of Santa Catarina - Brazil
- Ergonomia - Universidad de Navarra, Spain
- Libro de la asianatura 'Ergonomia per il design'
Politecnico di Milano
- Scandivanvian Design - Taschen



Excellent Swedish Design Awards: The Svensk Form/Swedish Society of Crafts and Design verifies and spreads knowledge about good, self-assured Swedish design.



Reddot Award: With a history spanning more than 50 years, the "Reddot Award: product design" is one of the most important international product competitions.

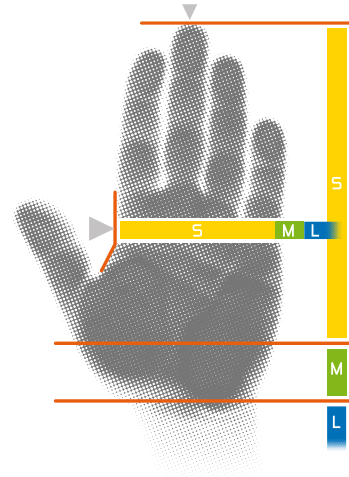


Japanese Good Design Award: Since 1957, the Good Design Award has been given to outstanding designs for more than 50 years.




The Handle

The handle diameter is optimized to transmit the maximum torque and increase productivity. Double handle for very high forces, when both hands are required.



We don't believe in average people, that is why we analyze anthropometrical databases to define the handle sizes in the assortment.



USER

**SAFETY
PLEASURE
COOL TOOL
FEELING
USER PRIDE**



INSPIRED BY
PROFESSIONALS



TASK

**PRODUCTIVITY
& PROFITABILITY
QUALITY PERFORMANCE**



ENVIRONMENT

**DURABILITY
INNOVATION**

The Colour Coding

The colour coding supports the cognitive processes related to the identification of the right screwdriver. Instead of having to check every tip, you can quickly see which one is what just by the colour of the first injection.

The Blade

The blade is made of high performance alloy steel for maximum durability. Nickel chrome plated for maximum corrosion resistance.

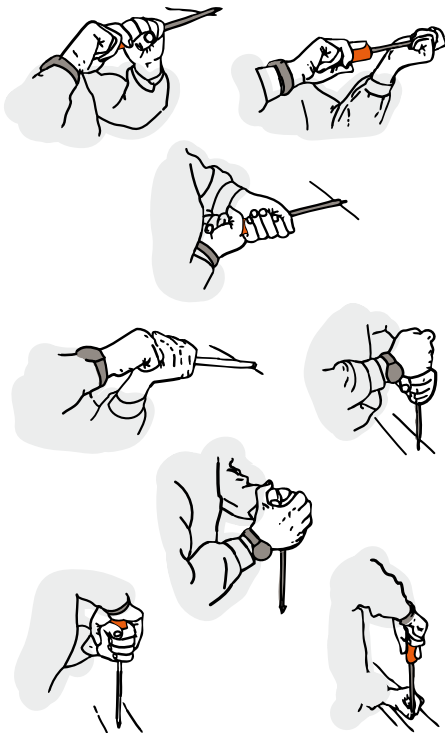


ERGO™ Screwdrivers

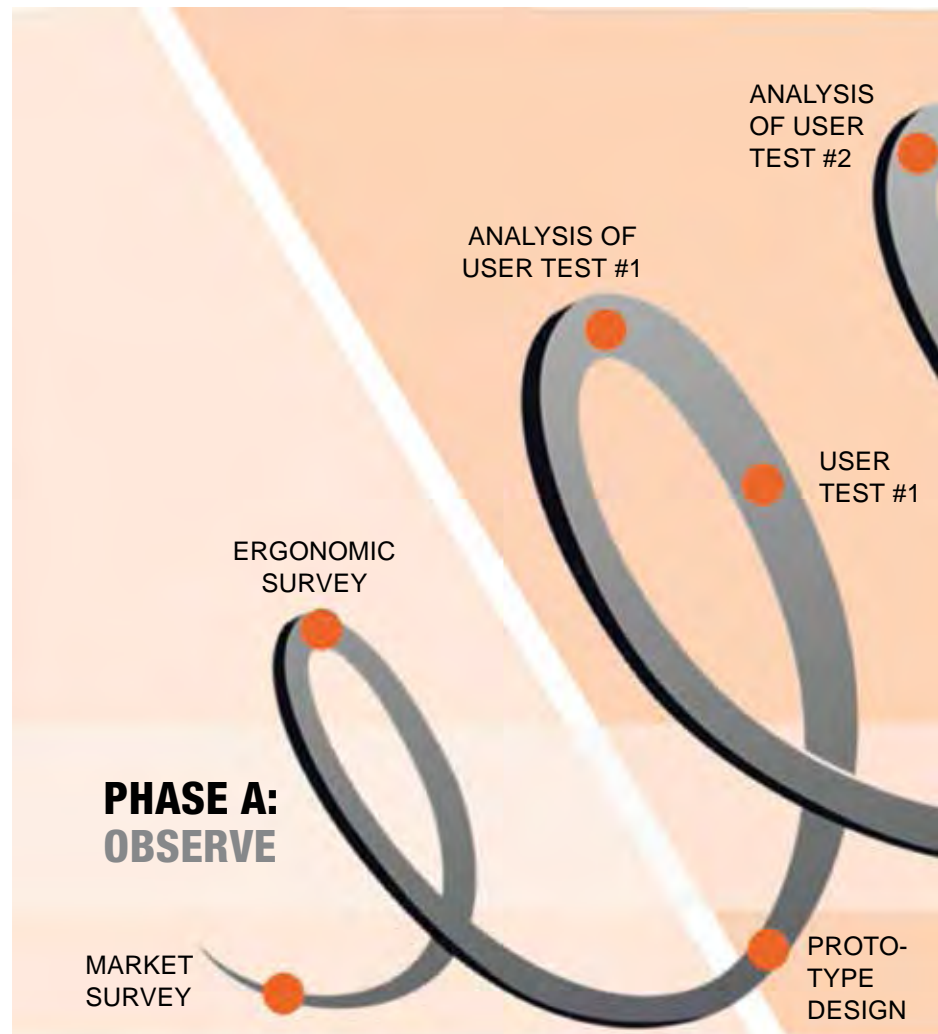
The ERGO™ Screwdriver has been developed through our three phase Bahco ERGO™ Process. This program takes account of facts and experiences from users, ergonomists, industrial designers, and R&D departments, as well as extensive testing and trials.

It is easier to use, more comfortable to hold and significantly more functional. It reduces muscle tension and risk of accidents and injuries, while increasing job satisfaction, productivity and profitability.

ERGO™ TOOLS START THEIR LIVES AS A SERIES OF QUESTIONNAIRES TO END USERS ABOUT THEIR EXPERIENCES WITH PARTICULAR TOOLS AND HOW THEY WOULD LIKE TO SEE THEM IMPROVED.



THIS INFORMATION IS THEN COUPLED WITH DOCUMENTATION SHOWING HOW THE TOOL IS USED IN THE NORMAL WORK SITUATIONS.



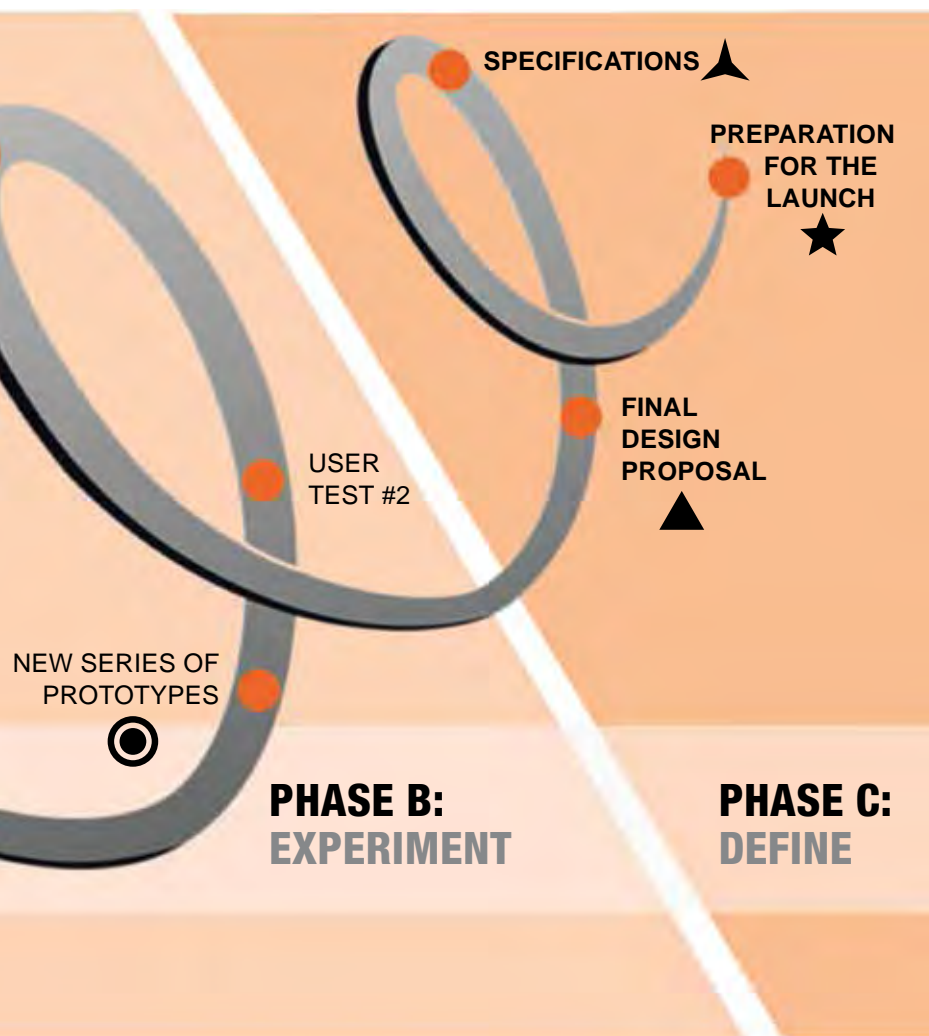
NEW SERIES OF PROTOTYPES

We tried very different handle diameters with different end users to understand what fits best the human hand.



**WE OBSERVE PROFESSIONALS
IN THEIR WORKING SITE
TO UNDERSTAND HOW
THEY USE THE TOOLS**

In Bahco, we are forerunners in hand tool design and ergonomics. We have been designing hand tools since 1856 and researching in ergonomics since 1978.



▲ SPECIFICATIONS

Bahco ERGO™ tools are made with the most advanced technologies. As manufacturers, we comply with the highest quality standards.

★ PREPARATION FOR THE LAUNCH

In Bahco we are completely confident about the superiority of ERGO™ tools. That is why the launching of an ERGO™ tool always includes a demo unit so that professional users can feel the difference.



▲ FINAL DESIGN PROPOSAL



Choosing the right tip

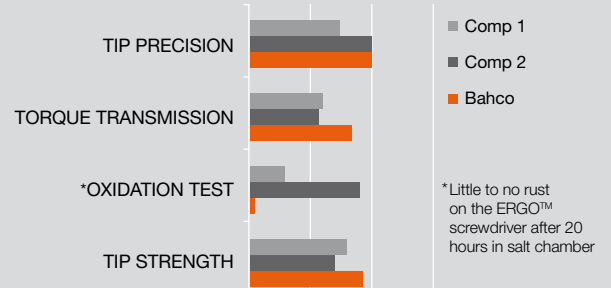
THE BEST PERFORMING SCREWDRIVER IN THE WORLD

Tip Precision: The tip precision increases the lifetime of the screwdriver and avoids damage on a workpiece.

Torque Transmission: The screwdriver transmits the torque the and less force is needed to do the job.

Oxidation test: Less oxidation improves the lifetime and performance of the screwdriver.

Tip Strength: A strong tip will secure the tip precision throughout its lifetime.



More than just aesthetically pleasing

- Large, rounded end to apply force without hurting the palm of the hand
- Can be hung
- Flat face so the screwdriver won't roll
- Soft, high-friction material with ridged surface for comfortable grip and maximum friction even when the hand is oily
- Only rounded shapes. No pressure points to avoid injuries and fatigue
- 3-component handle combines a strong core with good grip
- Optimal length on the handle neck. Fingers are always correctly positioned for quick turning and precision control
- Easy to choose the right tip with colour-coded handle and symbol on the end. Colour and symbol don't wear out
- Hexagonal nut (bolster) to apply extra torque with the use of a wrench
*Model dependant
- Cylindrical shaft with small diameter helps to tighten and loosen screws quickly and easily
- Blade made from high performance alloy steel
- Black tip provides precise fit

NO DOUBT, THE BEST SCREWDRIVER IN THE WORLD

Choosing the right colour code








CONTINUOUSLY UPDATING THE RANGE ACCORDING TO THE LATEST MARKET DEMANDS

Bahco continuously works with end users and experts in the market. Being close to the most demanding end users, Bahco anticipates on changes in applications used in all industries. To keep delivering the best solutions, Bahco is continuously developing the screwdriver assortment to fit the latest request and market applications.



EASY TO FIND THE RIGHT TIP IN YOUR TOOL CASE WITH THE DOUBLE COLOUR CODE WHICH DOESN'T WEAR OUT



-  _____ Slotted
-  _____ Phillips
-  _____ Pozidriv
-  _____ Torx®
-  _____ Hexagonal
-  _____ Robertson
-  _____ Nut Driver
-  _____ Torq-Set



Slotted

Straight



Code	mm	mm	mm	mm		g
BE-8002	0.3	2.0	60	20x122	5	30
BE-8010	0.4	2.5	60	20x122	5	31
BE-8210	0.4	2.5	75	20x122	5	33
BE-8020	0.5	3.0	60	20x122	5	30
BE-8020L	0.5	3.0	75	20x122	5	33
BE-8022	0.5	3.0	100	20x122	5	34
BE-8220	0.5	3.0	125	20x122	5	36
BE-8225	0.5	3.0	200	20x122	5	45
BE-8030	0.6	3.5	75	20x122	5	34
BE-8235	0.6	3.5	200	20x122	5	45
BE-8230	0.6	3.5	125	20x122	5	37
BE-8040	0.8	4.0	100	20x122	5	39
BE-8240	0.8	4.0	175	20x122	5	47
BE-8242	1.0	5.5	150	27x122	5	47
BE-8250L	1.0	5.5	200	27x122	5	90
BE-8241	1.0	5.5	125	27x122	5	47
BE-8251	1.0	6.0	150	36x122	5	44
BE-8252	1.2	6.5	150	36x122	5	47

Flat



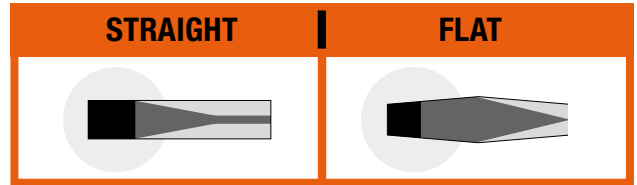
Code	mm	mm	mm	mm		g
BE-8150	1.0	5.5	100	27x122	5	66
BE-8250	1.0	5.5	150	27x122	5	112
BE-8155	1.2	6.5	125	36x122	5	73
BE-8255	1.2	6.5	150	36x122	5	116
BE-8256	1.6	8.0	150	36x122	5	135
BE-8257	1.6	8.0	175	36x122	5	140
BE-8258	1.6	10.0	200	36x165	5	195

Stubby



Code	mm	mm	mm	mm		g
	0.6	3.5	25	36x58	5	37
BE-8340	0.8	4.0	25	36x58	5	38
BE-8350	1.0	5.5	25	36x58	5	40
BE-8450	1.0	5.5	45	36x58	5	44
BE-8355	1.2	6.5	25	36x58	5	43
BE-8455	1.2	6.5	45	36x58	5	48
BE-8360	1.2	8.0	25	36x58	5	44

WHAT IS THE DIFFERENCE BETWEEN FLAT AND STRAIGHT?



Hexagonal profile

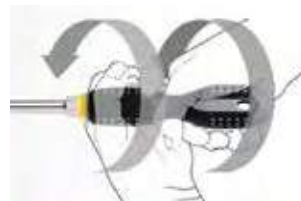


Code	mm	mm	mm	mm		g
BE-8158	1.0	5.5	125	27x122	5	75
BE-8159	1.2	6.5	150	36x122	5	125
BE-8160	1.6	8	125	36x122	5	162
BE-8260	1.6	8	175	36x122	5	179

Hexagonal blade double handle



Code	mm	mm	mm	mm		g
BE-8865	1.6	8	175	36x165	5	209
BE-8870	1.6	10	175	36x165	5	210
BE-8880	2.0	12	200	36x165	5	291
BE-8890	2.5	14	200	36x165	5	293



DOUBLE HANDLE

Double shape handle, for use with both hands (in large sizes). Its larger surface of elastomere together with its advanced ergonomic design allow an optimum comfortable grip and maximum torque power.

Phillips



Code	Icon	Length (mm)	Blade (mm)	Blade (mm)	Blade (mm)	Weight (g)
BE-8600	PH 0	60	20x122	5	30	
BE-8605	PH 0	100	20x122	5	80	
BE-8608	PH 0	200	20x122	5	180	
BE-8610	PH 1	75	27x122	5	156	
BE-8611	PH 1	75	20x122	5	62	
BE-8610L	PH 1	200	27x122	5	62	
BE-8620	PH 2	100	36x122	5	81	
BE-8621	PH 2	100	27x122	5	106	
BE-8622	PH 2	150	36x122	5	106	
BE-8620L	PH 2	200	36x122	5	127	
BE-8623	PH 3	150	36x122	5	150	

Double handle



Code	Icon	Length (mm)	Blade (mm)	Blade (mm)	Blade (mm)	Weight (g)
BE-8624	PH 4	200	36x165	5	225	

Hexagonal blade



Code	Icon	Length (mm)	Blade (mm)	Blade (mm)	Blade (mm)	Weight (g)
BE-8628	PH 1	100	27x122	9	5	72
BE-8629	PH 2	125	36x122	11	5	122
BE-8630	PH 3	150	36x122	14	5	173

Hexagonal blade double handle



Code	Icon	Length (mm)	Blade (mm)	Blade (mm)	Blade (mm)	Weight (g)
BE-8640	PH 4	200	36x165	18	5	292

Stubby



Code	Icon	Length (mm)	Blade (mm)	Blade (mm)	Blade (mm)	Weight (g)
BE-8601	PH 1	25	36x58	5	40	
BE-8602	PH 2	25	36x58	5	43	

BOLSTER









Hexagonal profile shank with Hexagonal nut allows the use of a wrench open end spanner for demanding jobs which require extremely high torque power.









Pozidriv



Code						
BE-8800	PZ 0	60	20x122	5	30	
BE-8810	PZ 1	75	27x122	5	62	
BE-8811	PZ 1	75	20x122	5	62	
BE-8810L	PZ 1	200	27x122	5	81	
BE-8820	PZ 2	100	36x122	5	106	
BE-8821	PZ 2	100	27x122	5	106	
BE-8820L	PZ 2	200	36x122	5	127	
BE-8823	PZ 3	150	36x122	5	150	







Double handle



Code						
BE-8824	PZ 4	200	36x165	5	224	







Hexagonal blade



Code						
BE-8828	PZ 1	100	27x122	9	5	72
BE-8829	PZ 2	125	36x122	11	5	122
BE-8830	PZ 3	150	36x122	14	5	173







Hexagonal blade double handle



Code						
BE-8840	PZ 4	200	36x165	18	5	292

Stubby

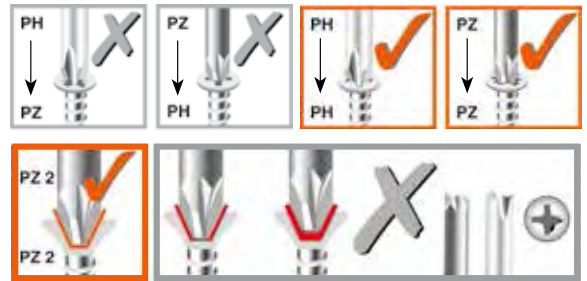


Code						
BE-8801	PZ 1	25	36x58	5	40	
BE-8802	PZ 2	25	36x58	5	43	

USING THE CORRECT COMBINATION

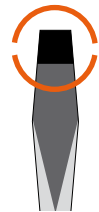
Three main consequences of using the wrong tip:

- 1 Needed torque is not applied
- 2 Increase the risk of breakage of the screwdriver tip
- 3 Working piece can be damaged



BLACK TIP = MORE ACCURACY

The black finish tip.
It's an oxidation process that is not adding any layer, therefore the tip is more precise. Use black finish tip for higher accuracy.





Code	Icon	Length (mm)	Width (mm)	Depth (mm)	Box Qty	Bag Qty
BE-8904	T 4	1,30	75	20x122	5	30
BE-8905	T 5	1,37	75	20x122	5	30
BE-8906	T 6	1,65	75	20x122	5	30
BE-8907	T 7	1,97	75	20x122	5	30
BE-8908	T 8	2,30	75	20x122	5	32
BE-8909	T 9	2,48	75	20x122	5	33
BE-8910	T 10	2,72	75	20x122	5	31
BE-8915	T 15	3,26	100	27x122	5	57
BE-8920	T 20	3,84	100	27x122	5	57
BE-8925	T 25	4,40	125	27x122	5	70
BE-8927	T 27	4,96	125	27x122	5	70
BE-8930	T30	5,49	150	36x122	5	119

Double handle



Code	Icon	Length (mm)	Width (mm)	Depth (mm)	Box Qty	Bag Qty
BE-8940	T40	6,60	150	36x165	5	130
BE-8945	T45	7,70	150	36x165	5	178

Torx® Tamper



Code	Icon	Length (mm)	Width (mm)	Depth (mm)	Box Qty	Bag Qty
BE-7907	TR 7	1,97	75	20x122	5	31
BE-7908	TR 8	2,30	75	20x122	5	31
BE-7909	TR 9	2,48	75	20x122	5	31
BE-7910	TR 10	2,72	75	20x122	5	31
BE-7915	TR 15	3,26	100	27x122	5	57
BE-7920	TR 20	3,84	100	27x122	5	57
BE-7925	TR 25	4,40	125	27x122	5	70
BE-7927	TR 27	4,96	125	27x122	5	70
BE-7930	TR 30	5,49	150	36x122	5	119

Torx® Tamper double handle



Code	Icon	Length (mm)	Width (mm)	Depth (mm)	Box Qty	Bag Qty
BE-7940	TR 40	6,60	150	36x165	5	130

TORX® TAMPER

Torx®, Tamper-Resistant contains a post or pin in the center of the head that prevents a «standard» Torx® driver from being inserted which means safety screws cannot be unscrewed.



Torx® Ball



Code	Icon	Length (mm)	Width (mm)	Depth (mm)	Box Qty	Bag Qty
BE-7515	T 15	3,26	100	27x122	5	57
BE-7520	T 20	3,84	100	27x100	5	57
BE-7525	T 25	4,40	125	27x122	5	70
BE-7527	T 27	4,96	125	27x122	5	70
BE-7530	T 30	5,49	150	36x122	5	119
BE-7540	T 40	6,60	150	36x122	5	119

TORX® BALL

The spherical drive profile allows work at an angle of up to 30° with total effectiveness. TORX® BALL end tips are necessary when screwdriving in tight spots or at an angle.



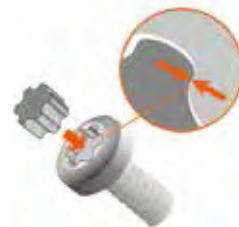
Torx Plus®



Code	Icon	Length (mm)	Width (mm)	Depth (mm)	Box Qty	Bag Qty
BE-7715	T 15	3,26	100	27x122	5	57
BE-7720	T 20	3,84	100	27x100	5	57
BE-7725	T 25	4,40	125	27x122	5	70
BE-7727	T 27	4,96	125	27x122	5	70
BE-7730	T 30	5,49	150	36x122	5	119
BE-7740	T 40	6,60	150	36x122	5	119

TORX PLUS®

TORX PLUS® is designed to allow greater torque, to minimize wear and to increase productivity by reducing down-time. With a larger contact area than the standard Torx®, the amount of transmission increases, as well as the life time of the tools.



TORX® vs. TORX PLUS®



Hexagonal



Code	mm	mm	mm		g
BE-6902	2	100	20x122	5	32
BE-6925	2,5	100	20x122	5	32
BE-6903	3	100	20x122	5	35

Ball



Code	mm	mm	mm		g
BE-8715	1.5	60	20X122	5	30
BE-8702	2	100	20x122	5	32
BE-8725	2.5	100	20x122	5	32
BE-8703	3	100	20x122	5	35
BE-8704	4	100	27x122	5	66
BE-8705	5	100	36x122	5	105
BE-8706	6	125	36x122	5	125
BE-8708	8	150	36x122	5	197

Ball Double handle



Code	mm	mm	mm		g
BE-8710	10	150	36x165	5	250

Ball inches



Code	"	mm	mm		g
BE-8700-5/32	5/32"	100	27x122	5	66
BE-8700-3/16	3/16"	100	27X122	5	105
BE-8700-7/32	7/32"	100	36x122	5	110
BE-8700-1/4	1/4"	125	36X122	5	126
BE-8700-5/16	5/16"	150	36x122	5	197

Ball Double handle



Code	"	mm	mm		g
BE-8700-3/8	3/8"	150	36x165	5	250

HEX BALL

Screwdriver for Hexagonal head screws, ball ended, easy to insert in the screw head from a range of angles, up to 30°, giving better access than the standard hex.



Robertson



Code		mm	mm		g
BE-9001	# 1	80	27x122	1	62
BE-9002	# 2	80	27x122	5	62
BE-9003	# 3	100	27x122	5	105

Torq-Set



Code	Icon	Tip (mm)	Length (mm)	Weight (g)
BE-8080-1	1	75	27x122	58
BE-8080-2	2	75	27x122	58
BE-8080-3	3	75	27x122	58
BE-8080-4	4	75	27x122	58
BE-8080-5	5	75	27x122	58
BE-8080-6	6	75	27x122	58
BE-8080-8	8	100	27x122	75
BE-8080-10	10	100	27x122	75



Triwing



Code	Icon	Tip (mm)	Length (mm)	Weight (g)
BE-9100	0	80	20x122	34
BE-9101	1	80	20x122	34
BE-9102	2	80	27x122	62
BE-9103	3	80	27x202	62
BE-9104	4	100	27x122	75
BE-9105	5	100	27x122	75



Awl

Round tip



Code	Tip (mm)	Length (mm)	Weight (g)
BE-8985	6.0	100	27x122

Stubby



Code	Tip (mm)	Length (mm)	Weight (g)
BE-8986	6	25	36x58

Reamer

Square tip



Code	Tip (mm)	Length (mm)	Weight (g)
BE-8980	6.0	100	27x122

Flexible Magnetic Puller



Code	Tip (mm)	Length (mm)	Weight (g)
2535F1	10	413	36x122
2535F2	10	413	27x122
2535F3	17	413	36x122

Nut Driver



Slim bore



Code	mm	mm	mm	mm		g
BE-6400M-4	4	5,9x23	100	20x122	5	36
BE-6400M-5	5	6,95x23	100	20x122	5	38
BE-6400M-5,5	5,5	7,65x23	100	20x122	5	38
BE-6400M-7	7	9,8x23	100	20x122	5	42



Long bore



Code	mm	mm	mm	mm		g
BE-7803	3	40	125	20x122	5	52
BE-7835	3,5	40	125	20x122	5	54
BE-7804	4	50	125	20x122	5	57
BE-7845	4,5	50	125	20x122	5	58
BE-7805	5	50	125	20x122	5	60
BE-7855	5,5	50	125	20x122	5	62
BE-7806	6	50	125	20x122	5	64
BE-7807	7	50	125	27x122	5	100
BE-7808	8	50	125	27x122	5	104
BE-7809	9	50	125	36x122	5	136
BE-7810	10	50	125	36x122	5	140
BE-7811	11	50	125	36x122	5	169
BE-7812	12	50	125	36x122	5	184



Long bore double handle



Code	mm	mm	mm	mm		g
BE-7813	13	50	125	36x165	5	215
BE-7814	14	50	125	36x165	5	230



Flexible blade



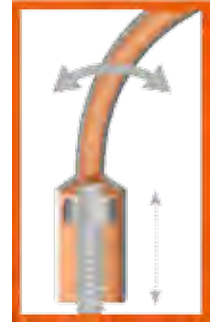
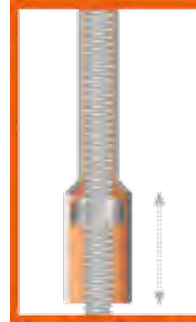
Code	mm	mm	mm		g
BE-7606	6	150	27x122	5	126
BE-7607	7	150	27x122	5	126
BE-7608	8	150	27x122	5	126

NUT DRIVERS

slim bore

long bore

flexible blade




Bit Holder



Code	mm	mm	mm		g
BE-8577	1/4	118	36x122	5	5,5



ERGO™ Screwdriver Sets



1 New packaging design

2 Thermoformed inlay made in Spain

3 Personalized box for each set

4 Windows allow product to be touched

Set 4 pcs



Code	Box	g
BE-9874	1	320
BE-8220 / BE-8040 0,5x3,0x125, 0,8x4,0x100	①	
BE-8811 / BE-8821 PZ1x75, PZ2x100	⊕	

Set 5 pcs



Code	Box	g
BE-9893	1	355
BE-7910, BE-7915, BE-7920, BE-7925, BE-7930 TR10x75, TR15x100, TR20x100, TR25x125, TR30x150	⊕	

Set 5 pcs



Code	Box	g
BE-9885	1	355
BE-8910, BE-8915, BE-8920, BE-8925 BE-8930 T10, T15, T20, T25, T30	⊕	

Set 6 pcs



Code	Box	g
BE-9871	1	450
BE-8220S 0,5x3x100 insulated	①	
BE-8611, BE-8620 PH1x75, PH2x100	⊕	
BE-8820 PZ2x100	⊕	
BE-8920, BE-8925 T20x100, T25x125	⊕	

Set 6 pcs



Code	Box	g
BE-9881	1	450
BE-8020, BE-8040 0,5x3x60, 0,8x4x100	①	
BE-8150, BE-8155 1,0x5,5x100, 1,2x6,5x125	①	
BE-8610, BE-8620 PH1x75, PH2x100	⊕	

Set 6 pcs



Code			
BE-9882		1	400
BE-8020, BE-8040 0,5x3x60, 0,8x4x100			
BE-8150, BE-8155 1,0x5,5x100, 1,2x6,5x125			
BE-8810, BE-8820 PZ1x75, PZ2x100			

Set 6 pcs



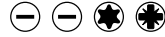
Code			
BE-9884		1	450
BE-8040, BE-8241 0,8x4x100, 1,0x5,5x125 mm			
BE-8611, BE-8621 PH1x75, PH2x100			
BE-8811, BE-8821 PZ1x75, PZ2x100			

Set 6 pcs



Code			
BE-9886		1	430
BE-8030 0,6x3,5x75 mm			
BE-8150 1x5,5x100 mm			
BE-8610, BE-8620 PH1x75, PH2x100			
BE-8810, BE-8820 PZ1x75, PZ2x100			

Set 7 pcs



Code			
BE-9873		1	530
BE-8030 0,6x3,5x75 mm			
BE-8150 1x5,5x100 mm			
BE-8220S 0,5x3x100 insulated			
BE-8811, BE-8821 PZ1x75, PZ2x100			
BE-8910, BE-8920 T10x75, T20x100			



ERGO™ Handle with Interchangeable Blades

NOT ONLY THE MOST COMFORTABLE SCREWDRIVER BUT THE MOST UNIVERSAL TOO!

New to the ERGO™ assortment is the screwdriver with interchangeable blades, an ERGO™ handle combined with a quick release bit holder.

The ERGO™ handle with interchangeable blades combines the comfort of an ERGO™ screwdriver with the flexibility of easy changing blades.

Ergo™ handle with quick release



Code			
BE-8575	ERGO™ HANDLE WITH QUICK RELEASE	1	100

Spare blades 100 mm



Code		L mm		
8020-2P	2 HEX BLADES 1/4" 0,5x 3,0	100	1	55
8030-2P	2 HEX BLADES 1/4" 0,6x 3,5	100	1	55
8040-2P	2 HEX BLADES 1/4" 0,8x 4,0	100	1	55
8242-2P	2 HEX BLADES 1/4" 1 x 5,5	100	1	55
8252-2P	2 HEX BLADES 1/4" 1,2x 6,5	100	1	55
8600-2P	2 HEX BLADES 1/4" PH0	100	1	55
8610-2P	2 HEX BLADES 1/4" PH1	100	1	55
8620-2P	2 HEX BLADES 1/4" PH2	100	1	55
8630-2P	2 HEX BLADES 1/4" PH3	100	1	55
8800-2P	2 HEX BLADES 1/4" PZ0	100	1	55
8810-2P	2 HEX BLADES 1/4" PZ1	100	1	55
8820-2P	2 HEX BLADES 1/4" PZ2	100	1	55
8830-2P	2 HEX BLADES 1/4" PZ3	100	1	55
8910-2P	2 HEX BLADES 1/4" TORX10	100	1	55
8915-2P	2 HEX BLADES 1/4" TORX15	100	1	55
8920-2P	2 HEX BLADES 1/4" TORX20	100	1	55
8925-2P	2 HEX BLADES 1/4" TORX25	100	1	55
8927-2P	2 HEX BLADES 1/4" TORX27	100	1	55
8930-2P	2 HEX BLADES 1/4" TORX30	100	1	55
8940-2P	2 HEX BLADES 1/4" TORX40	100	1	55
8703-2P	2 HEX BLADES 1/4" HEX BALL 3	100	1	55
8704-2P	2 HEX BLADES 1/4" HEX BALL 4	100	1	55
8705-2P	2 HEX BLADES 1/4" HEX BALL 5	100	1	55
8706-2P	2 HEX BLADES 1/4" HEX BALL 6	100	1	55



Spare blades 300 mm

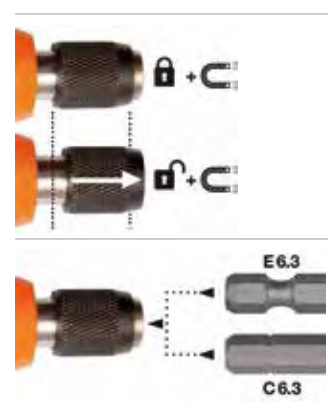


Code		L mm		
8040L-2P	2 HEX BLADES 1/4" SLOTTED 0,8x4	300	1	170
8242L-2P	2 HEX BLADES 1/4" SLOTTED 1,0x5,5	300	1	170
8252L-2P	2 HEX BLADES 1/4" SLOTTED 1,2x6,5	300	1	170
8610L-2P	2 HEX BLADES 1/4" PH1	300	1	170
8620L-2P	2 HEX BLADES 1/4" PH2	300	1	170
8810L-2P	2 HEX BLADES 1/4" PZ1	300	1	170
8820L-2P	2 HEX BLADES 1/4" PZ2	300	1	170
8915L-2P	2 HEX BLADES 1/4" T15	300	1	170
8920L-2P	2 HEX BLADES 1/4" T20	300	1	170
8925L-2P	2 HEX BLADES 1/4" T25	300	1	170
8927L-2P	2 HEX BLADES 1/4" T27	300	1	170
8930L-2P	2 HEX BLADES 1/4" T30	300	1	170

Spare blades 400 mm



Code		L mm		
8620XL-1P	1 HEX BLADES 1/4" PH2	400	1	120
8630XL-1P	1 HEX BLADES 1/4" PH3	400	1	120
8820XL-1P	1 HEX BLADES 1/4" PZ2	400	1	120
8830XL-1P	1 HEX BLADES 1/4" PZ3	400	1	120
8252XL-1P	1 HEX BLADES 1/4" 1,2x6,5	400	1	120






ERGO™ handle with interchangeable blades

Code			
BE-8571	7 pcs set, ERGO™ handle with interchangeable blades: PH1, PH2, PZ1, PZ2, 1x5,5, 1,2x6,5	1	425
BE-8572	9 pcs set, ERGO™ handle with interchangeable blades: PH1, PH2, PZ1, PZ2, T10, T15, 1x5,5, 1,2x6,5	1	485
BE-8573	8 pcs set, ERGO™ handle with interchangeable blades: T10, T15, T20, T25, T27, T30, T40	1	450
BE-8576	22 pcs set, ERGO™ handle with interchangeable blades (16 pcs): PH1, PH2, PH3, PZ1, PZ2, PZ3, T10, T15, T20, T25, T30, T40, 0,6x3,5, 0,8x4,0, 1,0x5,5, 1,2x6,5 Bits (6 pcs): H2,5, H3, H4, H5, H6, H8	1	600
BE-8574	8 pcs set, ERGO™ handle with interchangeable blades: PH1, PH2, PZ2, 0,8x40, T20, T25, T30	1	450



ERGO™ Handle with Interchangeable Blades

- ERGO™ handle with interchangeable blades
- 100 mm Hexagonal blades
- In a Nylon pouch or Foam inlay
- Available in 4 sets or as spare parts



Non-Sparking Tools

Bahco launches a non sparking tool range which fits the stringent safety demands of different segments such as Oil & Gas, Mining and other industries where there is a risk of fire or explosion due to sparks, the so called ATEX zone (“Atmosphères Explosibles”) dust. The risk of explosion is related to combustible or easily ignitable vapors.

Using non sparking tools helps to protect the user and the workplace and provides a higher safety.

As regulations develop, more and more companies, in various industries, see a demand for non sparking tools in order to assure a higher safety.



NON-SPARKING TOOLS ARE COMMONLY USED IN PETROCHEMICALS/CHEMICALS, OIL AND GAS GENERATION, GAS TRANSPORTATION AND REFINERIES. CERTIFIED BY THE BAM INSTITUTE

⊖ Slotted

Flat



Code	mm	mm	mm	mm		
NSB300-4.5-100	0,5	4,5	100	20x122	1	50
NSB300-6-100	0,8	6	100	27x122	1	75
NSB300-8-150	1,2	8	150	36x122	1	130
NSB300-10-300	1,8	10	200	36x122	1	245
NSB300-11-350	2	11	350	36x122	1	320
NSB300-12-400	2,4	12	400	36x122	1	415
NSB300-13-450	2,4	13	450	36x122	1	460



1

3-component handle, for maximum user comfort and force transmission

2

Developed according to the scientific ERGO™ process

3

Material: Cu-Be

4






Anti-magnetic and high corrosion resistance

5

Produced according to international standards DIN and ISO






Phillips



Code					
NSB302-0-50	PH0	50	20x122	1	35
NSB302-1-100	PH1	100	20x122	1	50
NSB302-2-125	PH2	125	27x122	1	80
NSB302-3-150	PH3	150	36x122	1	130
NSB302-4-300	PH4	300	36x122	1	230

Pozidriv



Code					
NSB304-0-50	PZ0	50	20x122	1	35
NSB304-1-100	PZ1	100	20x122	1	50
NSB304-2-125	PZ2	125	27x122	1	80
NSB304-3-150	PZ3	150	36x122	1	130
NSB304-4-300	PZ4	300	36x122	1	230



E191
A7100



BAHCOfit



“For everyone, for everything”

When the Premium was presented in 1993 even we could not imagine that it would become the undisputed leader in every professional’s toolbox. The challenge we faced after 22 years was how to develop and launch the next generation screwdriver, a challenge we rose to and we are confident will become another milestone in our history. A product that has been inspired by our own R+D+i and made in our screwdriver manufacturing plant.

100% made in Spain.

BahcoFit has a new patented handle design, from which 75% is rubber, and with vertical grooves which makes for the perfect grip. Combined with performance alloy steel blades and more than 50 years manufacturing millions of screwdrivers resulting in the highest quality finished product. **BahcoFit** now arrives to be the right screwdriver for professionals:

- **Adapted to the hand**, and not vice versa
- **Adapted to all types of uses and demands**
- **Developed for modern needs**





1
Rounded end allows you to apply force without hurting the palm of your hand

2
2-component handle with more than 75% of rubber material

3
Indelible symbol tip. Easy to choose the right tip

4
Small finger marks on both sides of the neck for precision application

5
High performance alloy steel

6
Black tip: provides precise tip

7
Can be hung

8
Vertical grooves for comfortable grip and maximum friction; anti-slip

9
Size laser marking

10
Soft, high-friction material with ridged surface for comfortable grip and maximum friction even when the hand is oily

11
Code laser marked on the blade





— Slotted



Code	mm	mm	mm	mm		g
B190.040.075	0,8	4,0	75	24,5x95	10	44
B190.040.100	0,8	4,0	100	24,5x95	10	44
B190.055.100	1,0	5,5	100	30x105	10	66
B190.055.125	1,0	5,5	125	30x105	10	70
B190.065.125	1,2	6,5	125	34x117	10	102
B190.065.150	1,2	6,5	150	34x117	10	102
B190.080.150	1,6	8,0	150	34x117	10	110
B190.080.175	1,6	8,0	175	34x117	10	120
B190.100.200	1,6	10,0	200	34x117	10	170
B190.120.250	2,0	12,0	250	34x117	10	220
B190.140.250	2,5	14,0	250	34x117	10	220

Straight



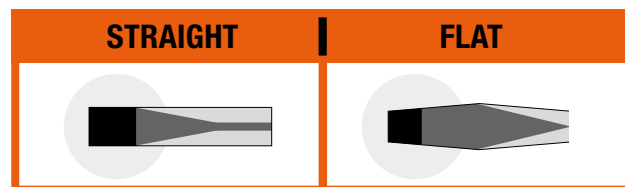
Code	mm	mm	mm	mm		g
B191.025.075	0,4	2,5	75	24,5x95	10	20
B191.030.075	0,5	3,0	75	24,5x95	10	27
B191.030.100	0,5	3,0	100	24,5x95	10	28
B191.030.200	0,5	3,0	200	24,5x95	10	30
B191.035.100	0,6	3,5	100	24,5x95	10	30
B191.040.100	0,8	4,0	100	24,5x95	10	44
B191.040.125	0,8	4,0	125	24,5x95	10	47
B191.040.250	0,8	4,0	250	24,5x95	10	60
B191.055.125	1,0	5,5	125	30x105	10	70
B191.055.150	1,0	5,5	150	30x105	10	79
B191.055.300	1,0	5,5	300	30x105	10	105
B191.065.150	1,2	6,5	150	34x117	10	100
B191.065.300	1,2	6,5	300	34x117	10	140

Stubby



Code	mm	mm	mm	mm		g
B195.040.025	0,8	4,0	25	33x60	5	38
B195.050.025	1,0	5,0	25	33x60	10	38
B195.060.025	1,2	6,0	25	33x60	10	40

WHAT IS THE DIFFERENCE BETWEEN FLAT AND STRAIGHT?



BAHCOFIT SCREWDRIVERS ARE AVAILABLE IN RETAIL PACKAGING BY ADDING AN "S" BEFORE THE CODE



⊕ Phillips



Code		mm	mm		g
B192.000.075	PH 0	75	24,5x95	10	27
B192.000.200	PH 0	200	24,5x95	10	38
B192.001.100	PH 1	100	30x105	10	65
B192.001.250	PH 1	250	30x105	10	90
B192.002.125	PH 2	125	34x117	10	97
B192.002.300	PH 2	300	34x117	10	130
B192.003.150	PH 3	150	34x117	10	150
B192.004.200	PH 4	200	34x117	10	190

Stubby



Code		mm	mm		g
B195.001.025	PH 1	25	33x60	10	40
B195.002.025	PH 2	25	33x60	10	40

Pozidriv



Code					
B193.000.075	PZ 0	75	24,5x95	10	30
B193.001.100	PZ 1	100	30x105	10	65
B193.002.125	PZ 2	125	34x117	10	97
B193.003.150	PZ 3	150	34x117	10	153
B193.004.200	PZ 4	200	34x117	10	202

Stubby



Code					
B195.901.025	PZ 1	25	33x60	10	30
B195.902.025	PZ 2	25	33x60	10	40

Torx®



Code						
B194.004.075	T 4	1,30	75	24,5x95	10	20
B194.005.075	T 5	1,37	75	24,5x95	10	25
B194.006.075	T 6	1,65	75	24,5x95	10	20
B194.007.075	T 7	1,97	75	24,5x95	10	30
B194.008.075	T 8	2,30	75	24,5x95	10	26
B194.009.075	T 9	2,48	75	24,5x95	10	28
B194.010.075	T 10	2,72	75	24,5x95	10	27
B194.015.100	T 15	3,26	100	24,5x95	10	44
B194.020.100	T 20	3,84	100	24,5x95	10	40
B194.025.125	T 25	4,40	125	30x105	10	70
B194.027.125	T 27	4,96	125	30x105	10	73
B194.030.150	T 30	5,49	150	34x117	10	100
B194.040.150	T 40	6,60	150	34x117	10	110
B194.045.150	T 45	7,70	150	34x117	5	120

Tamper



Code						
B141.007.075	TR 7	1,97	75	24,5x95	5	27
B141.008.075	TR 8	2,30	75	24,5x95	5	30
B141.009.075	TR 9	2,48	75	24,5x95	5	30
B141.010.075	TR 10	2,72	75	24,5x95	5	20
B141.015.100	TR 15	3,26	100	24,5x95	5	40
B141.020.100	TR 20	3,84	100	24,5x95	5	40
B141.025.125	TR 25	4,40	125	30x105	5	60
B141.027.125	TR 27	4,96	125	30x105	5	73
B141.030.150	TR 30	5,49	150	34x117	5	100
B141.040.150	TR 40	6,60	150	34x117	5	120

Hexagonal ball



Code						
B143.020.100	2	100	24,5x95	5	29	
B143.025.100	2,5	100	24,5x95	10	30	
B143.030.100	3	100	24,5x95	10	30	
B143.040.100	4	100	24,5x95	10	50	
B143.050.100	5	100	30x105	10	75	
B143.060.125	6	125	34x117	10	111	
B143.080.150	8	150	34x117	5	130	

HEX BALL

Screwdriver for Hexagonal head screws, ball ended, easy to insert in the screw head from a range of angles, up to 30°, giving better access than the standard hex.





Robertson



Code	Tip	Length (mm)	Tip Length (mm)	Weight (g)	Quantity
B144.001.100	# 1	100	24,5x95	5	40
B144.002.125	# 2	125	30x105	5	70
B144.003.150	# 3	150	34x117	5	100

Reamer

Square tip



Code	Tip (mm)	Length (mm)	Tip Length (mm)	Weight (g)	Quantity
B146.006.100	6	100	30x105	5	70

Awl

Round tip



Code	Tip (mm)	Length (mm)	Tip Length (mm)	Weight (g)	Quantity
B145.006.100	6	100	30x105	5	70

Nut Driver



Code	Tip (mm)	Tip Size	Length (mm)	Tip Length (mm)	Weight (g)	Quantity
B198.040.125	4,0	7x30	125	24,5x95	5	60
B198.045.125	4,5	7x30	125	24,5x95	5	69
B198.050.150	5,0	8x30	150	30x105	5	80
B198.055.150	5,5	8x30	150	30x105	5	70
B198.060.150	6,0	9x30	150	30x105	5	80
B198.060.150F	6,0	11x27	150	30x105	5	80
B198.070.150	7,0	11x30	150	34x117	5	105
B198.070.150F	7,0	11x27	150	34x117	5	100
B198.080.150	8,0	12x30	150	34x117	5	118
B198.080.150F	8,0	13x27	150	34x117	5	118
B198.090.150	9,0	13x30	150	34x117	5	110
B198.100.150	10,0	14x30	150	34x117	5	164
B198.110.150	11,0	16x30	150	34x117	5	170
B198.120.150	12,0	17x30	150	34x117	5	170
B198.130.150	13,0	18x30	150	34x117	5	170
B198.140.150	14,0	19x30	150	34x117	5	185

Stubby



Code	Tip (mm)	Length (mm)	Tip Length (mm)	Weight (g)	Quantity
B195.006.050	6	50	33x60	5	40

Magnetic Bit Holder



Code	Tip	Length (mm)	Tip Length (mm)	Weight (g)	Quantity
B705.1/4.125	1/4"	125	30x105	5	130

Flexible Magnetic Puller



Code	kg	Tip (mm)	Length (mm)	Tip Length (mm)	Weight (g)	Quantity
B147.001.400	1	10	400	30x105	1	150
B147.003.400	3	13	400	34x117	1	170

Neodym magnet Ø 10 mm, capacity 1 kg/35 oz
Neodym magnet Ø 17 mm, capacity 3 kg/106 oz

BahcoFit Screwdriver Sets



1 New packaging design

2 Thermoformed inlay made in Spain

3 Windows allow product to be touched

4 Personalized box for each set

Set 2 pcs



Code			
B219.002		1	120
B191 0,8x4,0x100			
B192 PH1x100			

Set 5 pcs



Code			
B219.005		1	355
B191 0,5x3,0x75; 0,8x4,0x100			
B190 1,0x5,5x125			
B192 PH1x100; PH2x125			

Set 4 pcs



Code			
B219.004		1	300
B191 0,5x3,0x100; 1,0x5,5x125			
B192 PH1x100; PH2x125			

Set 5 pcs



Code			
B219.015		1	355
B191 0,5x3,0x75; 0,8x4,0x100			
B190 1,0x5,5x125			
B193 PZ1x100; PZ2x125			



Set 5 pcs



Code			
B219.025		1	360
B194 T10x75; T15x100; T20x100; T25x125; T30x150			

Set 6 pcs



Code			
B219.026		1	450
B191 0,5x3,0x75; 0,8x 4,0x100			
B192 PH1x100; PH2x125			
B193 PZ1x100; PZ2x125			

Set 5 pcs



Code			
B219.035		1	355
B141 TR10x75; TR15x100; TR20x100; TR25x125; TR30x150			

Set 7 pcs



Code			
B219.007		1	530
B193 PZ1x100; PZ2x125			
B194 T10x75; T15x100; T20x100; T25x125; T30x150			

Set 6 pcs



Code			
B219.006		1	450
B191 0,5x3,0x75; 0,8x4,0x100			
B190 1,0x5,5x125; 1,2x6,5x125			
B192 PH1x100; PH2x125			

Set 7 pcs



Code			
B219.017		1	530
B191 0,6x3,5x100; 0,8x 4,0x100			
B190 1,0x5,5x125; 1,2x6,5x125; 1,6x8,0x150			
B192 PH1x100; PH2x125			

Set 6 pcs















Code			
B219.016		1	450
B191 0,5x3,0x75; 0,8x4,0x100			
B190 1,0x5,5x125; 1,2x6,5x125			
B193 PZ1x100; PZ2x125			















Set **8** pcs




Code			
B219.008		1	540
B191 0,8x4,0x100; 1,0x5,5x125			
B190 1,2x6,5x150; 1,6x8,0x175			
B192 PH1x100; PH2x125			
B195 1,2x6,0x25			
B195 PH2x25			

Set **10** pcs



Code			
B219.010		1	630
B191 3,0x75			
B190 1,0x5,5x100; 6,5x125; 8,0x150			
B192 PH1x100; PH2x125; PH3x150			
B193 PZ2x25			
B144 R1x100; R2x125			

* In thermoformed inlay







600 Series

600 Series

The **600 Series Bahco Screwdrivers** complements the wide range of Bahco Screwdrivers. This assortment of durable screwdrivers incorporates two classes; **insulated and standard**, both with the most demanded range of tip profiles.



— Slotted

Flat



Code	mm	mm	mm	mm		g
611-3.5-75	0,6	3,5	50	25x80	10	30
611-3.5-100	0,6	3,5	100	25x80	10	31
611-4-100	0,8	4,0	100	25x80	10	37
611-5.5-100	1,0	5,5	100	25x80	10	63
611-5.5-125	1,0	5,5	100	30x97	10	68
611-6.5-25	1,2	6,5	125	35x68	10	43
611-6.5-125	1,2	6,5	125	35x110	10	100
611-6.5-150	1,2	6,5	150	35x110	10	103
611-8-150	1,2	8,0	150	35x110	10	115
611-8-175	1,2	8,0	175	35x110	10	127
611-10-200	1,6	10,0	200	35x110	10	160

Straight



Code	mm	mm	mm	mm		g
613-3-75	0,5	3,0	75	25x80	10	30
613-3-100	0,5	3,0	100	25x80	10	31
613-3.5-100	0,60	3,5	100	25x80	10	33
613-4-100	0,8	4,0	100	25x80	10	37
613-4-125	0,80	4,0	125	25x80	10	41
613-5.5-150	1,0	5,5	150	30x97	10	78
613-6.5-150	1,20	6,5	150	35x110	10	110

+ Phillips



Code		mm	mm		g
615-0-75	PH 0	75	25x80	10	30
615-1-100	PH 1	100	30x97	10	63
615-2-25	PH 2	25	35x65	10	43
615-2-125	PH 2	125	35x110	10	98
615-3-150	PH 3	150	35x110	10	113

+ Pozidriv



Code		mm	mm		g
616-0-75	PZ 0	75	25x80	10	30
616-1-100	PZ 1	100	30x97	10	63
616-2-125	PZ 2	25	60x110	10	98
616-3-150	PZ 3	125	35x110	10	113

+ Torx®



Code		mm	mm	mm		g
618-10-75	T 10	2,72	75	25x80	10	30
618-15-100	T 15	3,26	100	25x80	10	37
618-20-100	T 20	3,84	100	25x80	10	37
618-25-125	T 25	4,40	125	30x97	10	68
618-27-125	T 27	4,96	125	30x97	10	68
618-30-150	T 30	5,49	150	35x110	10	103
618-40-150	T 40	6,60	150	35x110	10	115



600 Series Sets

Set 3 pcs



Code			
600-3		1	210
611 5,5x125			
613 3x100			
615 PH1x100			

Set 6 pcs



Code			
605-6		1	445
613 3x75, 4x100			
615 PH1x100, PH2x125			
616 PZ1x100, PZ2x125			

Set 4 pcs



Code			
602-4-LA		1	315
613 3x100			
611 5,5x125			
615 PH1x100, PH2x125			

Set 6 pcs



Code			
606-6		1	445
611 5,5x100, 6,5x125			
613 3x75, 4x100			
615 PH1x100, PH2x125			

Set 5 pcs



Code			
604-5		1	385
613 3x100			
611 4x100, 6,5x125			
615 PH1x100, PH2x125			

Set 6 pcs



Code			
610-6		1	445
611 5,5x100, 6,5x125			
613 3x75, 4x100			
616 PZ1x100, PZ2x125			

Set 5 pcs



Code			
612-5		1	348
618 T10, T15, T20, T25, T30			



600 Series Sets

Set 6 pcs



Code			
605-6-PC		1	830
613 3x100, 6,5x150			
615 PH1x100, PH2x125			
616 PZ1x100, PZ2x125			

Set 7 pcs



Code			
605-7-PC		1	1000
611 5,5x100, 6,5x125, 6,5x150, 8x150			
615 PH0x75, PH1x100, PH2x125			

Set 10 pcs



Code			
605-10-PC		1	830
611 5,5x100, 6,5x125, 8x150			
611 6,5x25			
613 3x75			
615 PH1x100			
616 PZ0x75, PZ1x100, PZ3x150			
616 PZ2x25			

Set 10 pcs



Code			
605-10-PC-AU		1	1000
611 5,5x100, 6,5x125, 8x150			
613 3x75			
615 PH 1x100, PH2x125, PH3x150			
616 PZ2x25			
619 R1x100, R2x100			



Set 6 pcs



Set 10 pcs






**Stainless
Steel**

Stainless steel is a leading material for maximum quality requirements in both the interior design and building construction sectors. **Stainless steel** is corrosion and antacid-resistant, weather-resistant, hygienic and easy to clean. Non-rusting stainless steel plays an important role in sectors such as the food industry, medical industry, offshore applications and automotive engineering.

However, rust can also be created even on non-rusting stainless steel through contact with a contaminated tool. This leaves foreign particles upon the stainless steel surface that then rust. This “extraneous rust” is not only an aesthetic problem but a safety threat.

Stainless Steel Screwdrivers





That's why non-rusting stainless steel needs non-rusting stainless steel tools.

The stainless steel protects against the formation of rust that can occur when screwdriving jobs on stainless steel are performed with non-stainless steel tools.



Stainless Steel Hexagonal Keys



Stainless Steel Bits and Adaptors

INOX TORSION (65I)

Stainless steel does not rust. However, if conventional steel tools are used on stainless steel elements or stainless steel screws, the wear debris of these tools can adhere to the surface and begin to rust. Wear debris causes extraneous rust, but can be prevented by using steel tools. Inox in combination with Torsion gives a superior bit that can withstand even highest demands.

Ideal for use on stainless steel screws **65I**

Nucleus Hardness HRc 60-62. Surface passivated finish. Surface coated with yellow lacquer for rust protection. Torsion zone (extended bar) absorbs torque peaks avoiding premature wear and tear, improves and prolongs service life.



STAINLESS STEEL TOOLS CAN BE USED WITH NON STAINLESS STEEL SCREWS

However stainless steel screws need stainless steel tools. The reason is that the contact with conventional tool creates «foreign» particles upon the stainless steel surface and start rusting when exposed to oxygen.











Screwdrivers

— Slotted






Straight



Code	 mm	 mm	 mm	 mm		 g
BE-8020i	0.5	3,0	60	20x122	5	30
BE-8030i	0.6	3,5	75	20x122	5	34
BE-8040i	0.8	4,0	100	20x122	5	39
BE-8241i	1.0	5,5	125	27x122	5	44
BE-8252i	1.2	6,5	150	36x122	5	47






⊕ Phillips



Code		 mm	 mm		 g
BE-8600i	PH 0	60	20x122	5	30
BE-8610i	PH 1	75	27x122	5	62
BE-8620i	PH 2	100	36x122	5	106
BE-8623i	PH 3	150	36x122	5	150







⊕ Pozidriv



Code		 mm	 mm		 g
BE-8800i	PZ 0	60	20x122	5	30
BE-8810i	PZ 1	75	27x122	5	62
BE-8820i	PZ 2	100	36x122	5	106
BE-8823i	PZ 3	150	36x122	5	150

★ Torx®







Code		 mm	 mm	 mm		 g
BE-8910i	T 10	2,72	75	20x122	5	30
BE-8915i	T 15	3,26	100	27x122	5	55
BE-8920i	T 20	3,84	100	27x122	5	60
BE-8925i	T 25	4,40	125	27x122	5	70

Hexagonal Keys





Set 9 pcs



Code	 mm			 g
BE-9770i	1,5; 2; 2,5; 3; 4; 5; 6; 8; 10	9	1	355

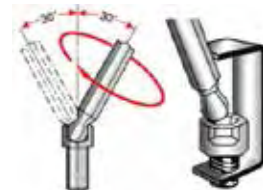
Set 13 pcs




Code				 g
BE-9785i	0,05; 1/16; 5/64; 3/32; 7/64; 1/8; 9/64; 5/32; 3/16; 7/32; 1/4; 5/16; 3/8	13	1	370

HEX BALL

The spherical drive profile allows work at an angle of up to 30° with total effectiveness. TORX® BALL end tips are necessary when screwdriving in tight spots or at an angle.



Screwdriver Sets



Set **6 pcs**



Code		
BE-9881i	1	450
BE-8020i, BE-8040i, BE-8241i, BE-8252i 0,5x3x60, 0,8x4x100, 1,0x5,5x125, 1,2x6,5x150		
BE-8610i, BE-8620i PH1x75, PH2x100		

Set **6 pcs**



Code		
BE-9882i	1	450
BE-8020i, BE-8040i, BE-8241i, BE-8252i 0,5x3x60, 0,8x4x100, 1,0x5,5x125, 1,2x6,5x150		
BE-8810i, BE-8820i PZ1x75, PZ2x100		





1/4" Stainless Steel Torsion Bits

Phillips

25 mm



Code	Icon	mm	Length	Box	Bag
65I/PH1-2P	PH1	25	2	1	10
65I/PH2-2P	PH2	25	2	1	15
65I/PH3-2P	PH3	25	2	1	15
65I/PH1	PH1	25	10	1	40
65I/PH2	PH2	25	10	1	40
65I/PH3	PH3	25	10	1	40

Torx®

25 mm




Code	Icon	mm	Length	Box	Bag
65I/T10-2P	T10	2,74	25	2	10
65I/T15-2P	T15	3,27	25	2	10
65I/T20-2P	T20	3,86	25	2	15
65I/T25-2P	T25	4,43	25	2	15
65I/T30-2P	T30	5,52	25	2	15
65I/T40-2P	T40	6,65	25	2	15
65I/T10	T10	2,74	25	5	40
65I/T15	T15	3,27	25	5	40
65I/T20	T20	3,86	25	5	40
65I/T25	T25	4,43	25	5	40
65I/T30	T30	5,52	25	5	40
65I/T40	T40	6,65	25	5	40

Pozidriv

25 mm



Code	Icon	mm	Length	Box	Bag
65I/PZ1-2P	PZ1	25	2	1	10
65I/PZ2-2P	PZ2	25	2	1	15
65I/PZ3-2P	PZ3	25	2	1	15
65I/PZ1	PZ1	25	10	1	40
65I/PZ2	PZ2	25	10	1	40
65I/PZ3	PZ3	25	10	1	40



Bit Set

Bit set 7 pcs



Code	Icon	Box	Bag
65I/7-1		1	105
65I/PH PH2	Phillips		
65I/T T15, T20, T25, 730	Torx		
65I/PZ PZ2	Pozidriv		
1/4" - 50 mm	Hex		

Bit Holder

Bit holder, stainless steel, retaining ring, non magnetic 75 mm



DIN 3126 D 6.3

Code	Hex	Hex	mm	Box	Bag
KSR753-1P	1/4	1/4	75	1	50

Bit holder, stainless steel, retaining ring, non magnetic 75 mm



Code	Hex	Hex	mm	Box	Bag
KSR753	1/4	1/4	75	5	210





Ratcheting

Ratcheting

Product features such as the 48 teeth ratchet function, the super grip two-component handle, the cartridge bit storage and the led light function make your work easier and more efficient.

All products have the same distinctive Bahco look, a design that stands out from the crowd.

Ratchet Bit Screwdriver 808050

LED Light Ratchet Bit Screwdriver 808050L

BIT STORAGE

Cartridge style bit holder stores 6 bits



Quality mechanism ensures high torque bearing capacity

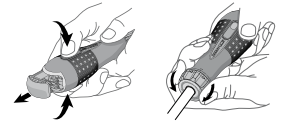
Knurled part for fast spinning

Alloy steel shank

Efficient magnetic device: 1/4" magnetic bit holder

1 Oval handle shape with high friction surface for increased torque and comfort

2 Self explanatory push buttons



3 Three modes of operation: Clockwise, counter clockwise and non-ratchet (fixed) mode

LONG-LASTING LED LIGHTS MOUNTED IN FRONT CASING PROVIDE ILLUMINATION IN DARK CONDITIONS



3 batteries LR41 & 2 lights AG-3 4.5V included

808050

808050L

Pistol Handle Ratchet Bit Screwdriver 808050P

BIT STORAGE

Cartridge style bit holder
stores 6 bits



Stubby Ratchet Bit Screwdriver 808050TS

Stubby Ratchet Bit Screwdriver 808050S



Range of Ratchet & Bits Screwdrivers

Ratchet bit screwdriver

Code	Bit	Length (mm)	Shank Length (mm)	Weight (g)	Price (€)
808050	1/4"	125	100	1	270
PH1, PH2, PZ1, PZ2, SL4,5, SL5,5					

Ratchet bit screwdriver with LED

Code	Bit	Length (mm)	Shank Length (mm)	Weight (g)	Price (€)
808050L	1/4"	135	45x140	1	215
PH1, PH2, PZ1, PZ2, SL4,5, SL5,5					
808050L-SP1	spare led panel + 3 batteries AG-3, 4,5V			1	-

Pistol handle ratchet bit screwdriver

Code	Bit	Length (mm)	Shank Length (mm)	Weight (g)	Price (€)
808050P	1/4"	135	45x125	1	270
PH1, PH2, PZ1, PZ2, SL4,5, SL5,5					

Bit holder screwdriver

Code	Bit	Length (mm)	Shank Length (mm)	Weight (g)	Price (€)
808050A	1/4"	115	45x115	1	150
PH1, PH2, PZ1, PZ2, SL4,5, SL5,5					
808050TORX	1/4"	115	45x115	1	150
T10, T15, T20, T25, T30, T40					

Ratcheting

Stubby T-handle ratchet screwdriver



Code					
808050TS	1/4	25	90x70	1	165

Stubby ratchet screwdriver



Code					
808050S	1/4	25	40x70	1	135

Sets

Set 25 pcs



Code			
808050P-25	Pistol handle ratchet bit screwdriver	1	1400

1 pc pistol grip ratcheting screwdriver with fixed bit holder
 6 pcs 25 mm 1/4" bits in the screwdriver bit storage:
 PH 1, PH 2, PZ 1, PZ 2, slotted 4.5 and 5.5
 3 pcs ratchet wrenches:
 8 x 10-9 x 11 mm, 12 x 14-13 x 15 mm and
 16 x 17-18 x 19 mm
 1 pc 1/4"x1/4" socket adaptor in bit holder block
 1 pc bit adaptor for 1/4" 10 mm reverse gear
 13 pcs 25 mm 1/4" bits; 2 plastic bit holder block:
 PH 3, PZ 3, SL 6.5, HEX 3, HEX 4, HEX 5, T-10, T-15,
 T-20, T-25, T-27, T-30, T-40

Set 22 pcs



Code			
808050S-22	Stubby ratchet screwdriver set	1	530

1 pc detachable square driver blade stubby ratcheting screwdriver
 17 pcs S2 Zinc Phosphate bits:
 PH 1, PH 2, PH 3, PZ 1, PZ 2, T-10, T-15, T-20, T-25, T-27,
 T-30, T-40, SL 4, SL 5, SL 5.5, SL 6.5, SL 1/4"
 1 pc 1/4" x 1/4" socket adaptor
 1 pc 1/4" Sq. x 1/4" hex bit holder 50 mm (changeable type)
 1 pc 1/4" Sq. x 1/4" square flexible socket adaptor 150 mm
 1 pc 1/4" x 1/4" bit adaptor

Set 18 pcs



Code			
808050S-18	Stubby ratchet screwdriver set	1	530

1 pc detachable square driver blade stubby ratcheting screwdriver
 8 pcs S2 Zinc Phosphate bits:
 PH 1, PH 2, PZ 1, PZ 2, T-15, T-20, SL 4, HEX 3
 1 pc 1/4" x 1/4" socket adaptor
 1 pc 1/4" Sq. x 1/4" hex bit holder 50 mm (changeable type)
 1 pc 1/4" Sq. x 1/4" square flexible socket adaptor 150 mm
 1 pc 1/4" x 1/4" bit adaptor
 5 pcs 1/4" sockets: 4, 5, 6, 7, 8 mm



808060 Ratcheting Screwdriver

The 808060 is an insulated ratcheting screwdriver combined with interchangeable slim blades, a revolutionary **new innovation**, made in one of Bahco's **own factories in Europe**. The blade release system built in the comfortable handle makes it easy and safe to change the slim blades without the blades falling out. The blades are 30% slimmer

than the blade of a regular insulated screwdriver for better accessibility and more applications (e.g. sunken screws and spring elements).

A must have tool for electricians and maintenance professionals.

1 PUSH button blade release. Patented.

2 Soft, high-friction material with ridged surface for comfortable grip

3 Novelty overflow opened characters

4 Indelible marking

5 - Ratcheting (48 teeth)
- Ratcheting cover (non conductive)
- Patented click system (cover vs. handle)

6 Features large ERGO™ handle across the range

7 2-component handle

8 Indelible thermoprinted marking:
Code
Manufacturing date
ISO norm (IEC 60900)
VDE and GS symbols

IEC60900 1000 V

Ratcheting

Loose handle and spare blades
100 mm



Code					
808060	Handle		100	1	115
8610SL-2P	PH1		100	2	40
8620SL-2P	PZ1		100	2	55
8810SL-2P	PH2		100	2	40
8820SL-2P	PZ2		100	2	55
8010SL-2P	0,4x2,5		100	2	40
8220SL-2P	0,5x3,0		100	2	40
8040SL-2P	0,8x4,0		100	2	55
8050SL-2P	1x5,5		100	2	55
8910SL-2P	T10		100	2	40
8915SL-2P	T15		100	2	40
8920SL-2P	T20		100	2	40
8925SL-2P	T25		100	2	55
8930SL-2P	T30		100	2	55
8510SL-2P	combi-tip PH1/5.0x100		100	2	40
8520SL-2P	combi-tip PH2/6.0x100		100	2	55
8710SL-2P	combi-tip PZ1/5.0x100		100	2	40
8720SL-2P	combi-tip PZ2/6.0x100		100	2	55



Screwdriver with interchangeable blades
100 mm



Code					
808061	6 blades set in a nylon pouch: PH1; PH2; 0,4x2,5; 0,5x3,0; 0,8x4,0; 1,0x5,5 + handle		85x220	5	475
808062	6 blades set in a nylon pouch: PZ1; PZ2; 0,4x2,5; 0,5x3,0; 0,8x4,0; 1,0x5,5 + handle		85x220	5	475




product
design
award



Screwdriver with interchangeable blades
100 mm
5 UNIT DISPLAY

Code					
808061	6 blades set in a nylon pouch: PH1; PH2; 0,4x2,5; 0,5x3,0; 0,8x4,0; 1,0x5,5 + handle		85x220	5	475
808062	6 blades set in a nylon pouch: PZ1; PZ2; 0,4x2,5; 0,5x3,0; 0,8x4,0; 1,0x5,5 + handle		85x220	5	475

INSULATED



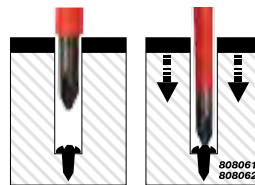
The 808060 is certified according IEC 60900 and is suited for working on live equipment

RATCHETING



The 808060 has a 48 tooth non-conductive ratcheting mechanism

SLIM BLADES



The blades are 30% slimmer than regular insulated blades for better accessibility (e.g. sunken screws and spring elements)

INTERCHANGEABLE BLADES



Patented blade release system to easily and safely change blades without the blade falling out





Precision

When precision is a must

Specially designed screwdriver for precision work, tailored for mechanical and electronic applications.

1 Rotating head allows the tip to be perfectly positioned for fast and comfortable finger movement during turning, reducing tightening time

2 Combining the 2-component in the handle makes the grip comfortable and transmits a high torque to the blade

3 High performance alloy steel

4 Precision-machined black tip provides the precise tip

EASY TO FIND THE RIGHT TIP IN YOUR TOOL CASE WITH THE COLOUR CODE THAT DOESN'T WEAR OUT

- Slotted
- Phillips
- Pozidriv
- Torx®
- Hexagonal Ball

— Slotted



Code						
700-1-50	0,18	1	50	14x87	5	20
700-1.2-50	0,20	1,2	50	14x87	5	20
700-1.5-50	0,25	1,5	50	14x87	5	20
700-1.8-50	0,30	1,8	50	14x87	5	20
700-2-50	0,40	2	50	14x87	5	20
700-2-75	0,40	2	75	14x87	5	22
700-2.5-50	0,40	2,5	50	14x87	5	22
700-2.5-100	0,40	2,5	100	14x87	5	23
700-3-50	0,50	3	50	14x87	5	23
700-3-100	0,50	3	100	14x87	5	24
700-3-200	0,50	3	200	14x87	5	39
700-3.5-75	0,60	3,5	75	14x87	5	26
700-4-75	0,80	4	75	14x87	5	29
700-4-250	0,80	4	250	14x87	5	61

+ Phillips



Code						
701-00-50	PH 00	50	14x87	5	20	
701-0-50	PH 0	50	14x87	5	23	
701-0-200	PH 0	200	14x87	5	39	
701-1-75	PH 1	75	14x87	5	29	
701-1-250	PH 1	250	14x87	5	61	

+ Pozidriv



Code						
702-0-50	PZ 0	50	14x87	5	23	
702-1-75	PZ 1	75	14x87	5	29	



★ Torx®



Code						
703-4-50	T 4	1,30	50	14x87	5	21
703-5-50	T 5	1,37	50	14x87	5	21
703-6-50	T 6	1,65	50	14x87	5	21
703-7-50	T 7	1,97	50	14x87	5	21
703-8-50	T 8	2,30	50	14x87	5	23
703-9-50	T 9	2,48	50	14x87	5	23
703-10-50	T 10	2,72	50	14x87	5	23
703-15-75	T 15	3,26	75	14x87	5	30
703-20-75	T 20	3,84	75	14x87	5	30

● Hex Ball



Code						
704-1.5-50	1,5	50	14x87	5	21	
704-2-50	2	50	14x87	5	21	
704-2.5-50	2,5	50	14x87	5	21	
704-3-75	3	75	14x87	5	26	
704Z-3/32	3/32	75	14x87	5	26	

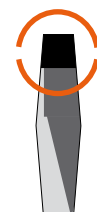
HEX BALL

The spherical drive profile allows work at an angle of up to 30° with total effectiveness. TORX BALL end tips are necessary when screwdriving in tight spots or at an angle.



BLACK TIP = MORE ACCURACY

The black finish tip.
It's an oxidation process that doesn't increase the dimensions, therefore the tip is more precise. Use black finish tip for higher accuracy.



Sets

Set 6 pcs



Code			
706-1		1	240
700 1,5x50; 2,0x50; 2,5x50; 3,0x50			
701 PH0x50; PH1x75			

Set 7 pcs



Code			
706-4		1	350
700 1,5x50; 2,5x50; 3,5x75			
701 PH0x50; PH1x75			
703 T6x50; T8x50			

Set 6 pcs



Code			
706-2		1	226
700 1,0x50; 1,2x50; 1,5x50; 1,8x50			
701 PH0x50; PH0x50			

Set 24 pcs



Code			
706-5		1	820
700 1,0x50; 1,2x50; 1,5x50; 1,8x50; 2,0x50; 3,0x50; 3,5x75; 4x75			
701 PH0x50; PH0x50; PH1x75			
702 PZ0x50; PZ1x75			
703 T6x50; T7x50; T8x50; T9x50; T10x50; T15x75; T20x75			
704 H1,5x50; H2x50; H2,5x50; H3x75			

Set 6 pcs



Code			
706-3		1	222
700 1,0x50; 1,2x50; 1,5x50; 1,8x50; 2,0x50; 2,5x50			

Precision Screwdrivers

Set 4 pcs



Code	ⓘ	📦	📄
510034	0,25x1,5; 0,3x2; 0,4x2,5; 0,5x3	10	30

Set 5 pcs



Code	ⓘ	📦	📄
98505	0,6; 0,8; 1,0; 1,5; 2,5 mm	5	70

Set 6 pcs



Code	ⓘ	📦	📄
510031	1,0; 1,5; 2,0; 2,5; 3,0; 3,5 mm	5	145

Set 3 pcs



Code	⊕	📦	📄
510033	PH000; PH00; PH0	5	85



Code	ⓘ mm	📏 mm	📦	📄
2784-2.5	2,5	95	1	15
2784-3.5	3,5	110	1	25
2784-4.5	4,5	110	1	30



Code	ⓘ mm	ⓘ mm	📏 mm	📏 mm	📦	📄
7372I-2-63	0,4	2,0	63	13x80	10	10
7372I-2.5-75	0,4	2,5	75	13x80	10	13
7372I-3-80	0,5	3,0	80	13x80	10	27

BAHCO 





T-Handle

Series 900 T-Handle

The optimal tool for jobs where torque is required, combining operational characteristics of a T-shaped wrench with those of an offset key, with two blades positioned at 90°.



1 Short 90° blade to use as offset key. Extreme tightening, for operations with limited height



2 The 2-component soft-grip handle provides extra comfort and reduces pressure points in the hand

3 The high-performance alloy steel provides superior wear resistance and robustness. Reference and size branded on the blade

4 Long blade to use as a T-shaped wrench. Provides high-torque tightening to work in hard to reach areas

5 Precision machined black tip provides precise fit

6 The hanging hole in the handle allows easy storage or inserting a lever when necessary

7 The whole hand is in contact with the handle, helping to avoid friction-loss between the hand and the handle



8 L-shaped through-blade is perfect for applications that require high torque

T-Handle

Hexagonal



Code	mm	mm	mm		g
900T-020-100	2	103	50x85	5	23
900T-025-100	2,5	103	50x85	5	25
900T-030-100	3	103	50x85	5	28
900T-040-150	4	136	50x85	5	48
900T-050-150	5	136	60x105	5	59
900T-060-200	6	185	60x105	5	73
900T-080-200	8	185	60x105	5	150
900T-100-200	10	185	60x105	5	210

Torx®



Code		mm	mm	mm		g
901T-006-100	T 6	1,65	103	50x85	5	37
901T-007-100	T 7	1,97	103	50x85	5	37
901T-008-100	T 8	2,30	103	50x85	5	37
901T-009-100	T 9	2,48	103	50x85	5	37
901T-010-100	T 10	2,72	103	50x85	5	37
901T-015-150	T 15	3,26	136	50x85	5	42
901T-020-150	T 20	3,84	136	50x85	5	42
901T-025-150	T 25	4,40	136	60x105	5	49
901T-027-150	T 27	4,96	136	60x105	5	52
901T-030-200	T 30	5,49	185	60x105	5	61
901T-040-200	T 40	6,60	185	60x105	5	135
901T-045-200	T 45	7,70	185	60x105	5	135
901T-050-200	T 50	8,79	185	60x105	5	139

Nut Driver



Code	mm	mm	mm	mm		g
902T-050-150	5	29	136	50x85	5	77
902T-055-150	5,5	29	136	50x85	5	77
902T-060-150	6	29	136	50x85	5	77
902T-070-175	7	29	160	60x105	5	77
902T-080-175	8	29	160	60x105	5	112
902T-090-175	9	29	160	60x105	5	98
902T-100-175	10	29	160	60x105	5	155
902T-110-175	11	29	160	60x105	5	155
902T-120-175	12	29	160	60x105	5	155
902T-130-175	13	29	160	60x105	5	155

Bit holder



Code	mm	mm	mm		g
904T-060-150	1/4	120	60x105	5	125

Socket Driver



Code	mm	mm	mm		g
905T-060-100	1/4	60	60x105	5	90



Sets

Set 6 pcs



Code



903T-1

1

855

900T
3 - 4 - 5 - 6 - 8 - 10 mm



Set 6 pcs



Code



903T-2

1

400

901T
T 10, T 15, T 20, T 25, T 30, T 40



Set 6 pcs



Code



903T-3

1

810

902T
5 - 6 - 7 - 8 - 10 - 13 mm



T-Handle







Insulated

Insulated Screwdrivers

For work on live equipment up to 1000 volts, Bahco offers a wide range of insulated safety tools. All Bahco insulated tools are manufactured according to the **International Standard IEC60900** for working with **live systems up to 1000 V AC and 1500 V DC**.




Dielectric test

The tools are immersed in water for 24 hours. A voltage of 10kV is then continuously applied for 3 minutes. The test is considered successful if no electrical puncture, spark over, or flashover occurs during the test period. Leakage limits must not be exceeded.



Flame test

When placed over a fire, where the height of the flames on the tools does not exceed 120 mm, if the insulation material does not melt or leak, then the test is passed.



Impact test

The tools are cooled to -25°C for 2 hours. Then, a special hammer is used with some force on the insulating layer. The test is considered successful if the insulating material shows no breaks and passes the dielectric test.



Permanent marking durability

The markings are rubbed for 15 seconds with a rag soaked in water, and then for 15 seconds with a rag soaked in isopropanol. The test is passed if, after this process, the markings are still legible.

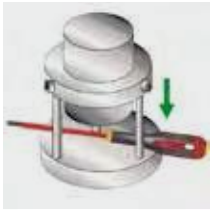


Insulation adhesion test

The tools are stored at a temperature of 70°C for 168 hours. Then, a force of 490 N is applied in the direction of the line dividing the insulating material from the conductive part for 3 minutes. During this test the insulation material must stay firmly attached to the tools.



They follow strict quality controls and all tools are subjected to the most stringent, individual tests. We recommend following the safety instructions very closely when working with any live systems.



Penetration test

The insulated surfaces of the tools are pressed with a special device. A voltage of 5000 V is then applied to the tool for 3 minutes. The test is considered successful if no electrical puncture, spark-over, or flash-over occurs during the test period.



Visual and dimensional

The tools, and in particular the insulation, are visually controlled and have to be free from external defects. The markings have to be perfectly legible and the dimensions have to be in accordance with the standard.



**SCREWDRIVERS FOR
ELECTRICIANS
FOR WORK ON LIVE EQUIPMENT,
UP TO 1000 V**

**ALL INSULATED
SCREWDRIVERS ARE
TESTED 100% FOLLOWING
A STRICT QUALITY CONTROL.**

**BAHCO SCREWDRIVERS ARE
A GUARANTEE OF QUALITY
AND SAFETY.**

**ROUTINE TESTS IN
ACCORDANCE TO IEC60900
SPECIFICATION**






ERGO™ Slim Insulated Screwdrivers

Bahco introduces an extension of the ERGO™ insulated assortment with **the new “Slim” line range.**

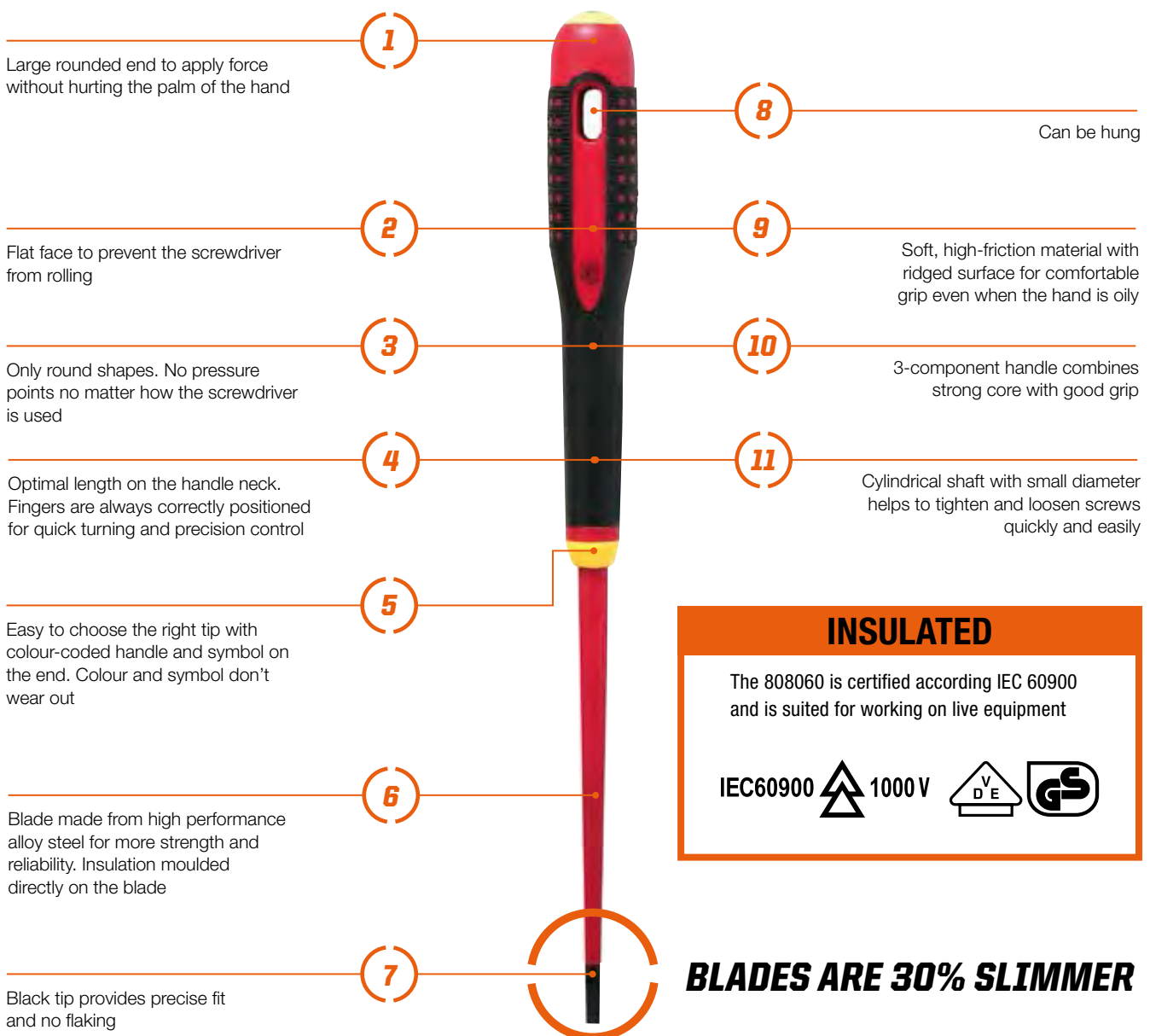
The normal blades are limited in confined spaces. The new “slim” blades are **30% slimmer than regular insulated blades** for better accessibility and let users access deeply inset screws and operate spring tension clamp terminal blocks.

All Bahco insulated tools are manufactured according to the International Standard IEC60900 for working with **live systems up to 1000 V AC and 1500 V DC**. All insulated screwdrivers are tested 100% following a strict quality control to guarantee quality and user safety.



Insulated ERGO™ Screwdrivers

- Screwdriver developed according to the scientific ERGO™ process
- **For work on live equipment, up to 1000 V**
- Handle: 3-component handle, for maximum user comfort and force transmission
- Easy to choose the right tip, with the colour-coded handle and the symbol on the domed end
- High performance alloy steel, insulation moulded directly onto blade
- Black finish tip for higher accuracy
- Individually inspected and manufactured according to IEC 60900




INSULATED


The 808060 is certified according IEC 60900 and is suited for working on live equipment

IEC60900 1000 V

BLADES ARE 30% SLIMMER



Slotted



Code	mm	mm	mm	mm		g
BE-8010S	0,4	2,5	75	20x122	5	30
BE-8220S	0,5	3	100	20x122	5	33
BE-8230S	0,6	3,5	100	20x122	5	33
BE-8040S	0,8	4	100	20x122	5	33
BE-8050S	1,0	5,5	125	27x122	5	62
BE-8255S	1,2	6,5	150	36x122	5	105
BE-8065S	1,2	8	175	36x122	5	127
BE-8258S	1,6	10	200	36x165	5	270
BE-8259S	2,0	12	200	36x165	5	280

Phillips



Code		mm	mm		g
BE-8600S	PH 0	75	20x122	5	31
BE-8610S	PH 1	80	27x122	5	64
BE-8612S	PH 1	150	27x122	5	155
BE-8620S	PH 2	100	36x122	5	108
BE-8621S	PH 2	100	27x122	5	75
BE-8622S	PH 2	175	36x122	5	175
BE-8630S	PH 3	150	36x122	5	159
BE-8640S	PH 4	200	36x165	5	268

Pozidriv



Code		mm	mm		g
BE-8800S	PZ 0	75	20x122	5	31
BE-8810S	PZ 1	80	27x122	5	64
BE-8812S	PZ 1	150	27x122	5	155
BE-8820S	PZ 2	100	36x122	5	110
BE-8821S	PZ 2	100	27x122	5	75
BE-8822S	PZ 2	175	36x122	5	175
BE-8830S	PZ 3	150	36x122	5	159
BE-8840S	PZ 4	200	36x161	5	268

Torx®



Code		mm	mm	mm	g	
BE-8905S	T 5	1,42	75	20x122	5	200
BE-8906S	T 6	1,70	75	20x122	5	200
BE-8907S	T 7	1,99	75	20x122	5	200
BE-8908S	T 8	2,31	75	20x122	5	200
BE-8909S	T 9	2,50	75	20x122	5	200
BE-8910S	T 10	2,72	100	20x122	5	33
BE-8915S	T 15	3,26	125	27x122	5	62
BE-8920S	T 20	3,84	125	27x122	5	62
BE-8925S	T 25	4,40	150	27x122	5	77
BE-8930S	T 30	5,49	175	36x122	5	129

Hexagonal



Code	mm	mm	mm		g
BE-8725S	2,5	75	20x122	5	33
BE-8703S	3	75	20x122	5	62
BE-8704S	4	75	20x122	5	78
BE-8705S	5	175	27x122	5	128
BE-8706S	6	200	27x122	5	159
BE-8708S	8	200	36x122	5	235

Nut Driver



Code	mm	mm	mm	mm	g	
BE-7855S	5,5	27x122	125	20x122	5	62
BE-7806S	6	27x122	125	20x122	5	64
BE-7807S	7	27x122	125	27x122	5	100
BE-7808S	8	27x122	125	27x122	5	104
BE-7809S	9	36x122	125	36x122	5	136
BE-7810S	10	36x122	125	36x122	5	140

Insulated Combi Screwdrivers

IEC60900  1000V  

Some tasks demand speciality tools.

That is why we have specially made combi screwdrivers for use in terminal blocks, control cabinets, switches, relays, or similar.









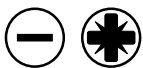
Insulated combi for Slotted and Phillips head screws

Combi tip SL/PH

 IEC60900  1000V  



Code					
BE-8510S	5 / PH1	80	27x122	5	60
BE-8520S	6 / PH2	100	36x122	5	100









Insulated combi for Slotted and Pozidriv head screws

Combi tip SL/PZ

 IEC60900  1000V  



Code					
BE-8710S	5 / PZ1	80	27x122	5	60
BE-8720S	6 / PZ2	100	36x122	5	100





SLIM

— Slotted



Code						
BE-8220SL	0,5	3	100	20x122	5	33
BE-8230SL	0,6	3,5	100	20x122	5	33
BE-8040SL	0,8	4	100	20x122	5	33
BE-8050SL	1,0	5,5	125	27x122	5	62
BE-8255SL	1,2	6,5	150	36x122	5	105

⊕ Phillips



Code						
BE-8610SL	PH 1	80	20x122	5	64	
BE-8620SL	PH 2	100	27x122	5	108	

⊕ Pozidriv



Code						
BE-8810SL	PZ 1	80	20x122	5	64	
BE-8820SL	PZ 2	100	27x122	5	110	

⊕ Torx®



Code						
BE-8910SL	T 10	2,72	100	20x122	5	33
BE-8915SL	T 15	3,26	100	20x122	5	62
BE-8920SL	T 20	3,84	100	20x122	5	62
BE-8925SL	T 25	4,40	125	27x122	5	77
BE-8930SL	T 30	5,49	150	36x122	5	129



⊖ ⊕ Combi tip SL/PH





Code	⊖ / ⊕	mm	mm		g
BE-8510SL	5 / PH1	80	20x122	5	60
BE-8520SL	6 / PH2	100	27x122	5	100

THE BLADES ARE 30% SLIMMER THAN REGULAR INSULATED BLADES FOR BETTER ACCESSIBILITY (E.G. SUNKEN SCREWS AND SPRING ELEMENTS)

⊖ ⊕ Combi tip SL/PZ



Code	⊖ / ⊕	mm	mm		g
BE-8710SL	5 / PZ1	80	20x122	5	60
BE-8720SL	6 / PZ2	100	27x122	5	100



ERGO™ Insulated Screwdriver Sets

- 1 New packaging design
- 2 Thermoformed inlay made in Spain
- 3 Personalized box for each set
- 4 Windows allow product to be touched



Set 5 pcs



Code			
BE-9890S		1	450
BE-8710S 5/PZ1			
BE-8720S 6/PZ2			

* Hanging twinpack with 2 screwdrivers

Set 5 pcs




Code			
BE-9881S		1	450
BE-8220S, BE-8040S, BE-8050S 0,5x3x100; 0,8x4x100; 1x5,5x125 mm			
BE-8610S, BE-8620S PH1x80; PH2x100			

Set 5 pcs



Code			
BE-9882S		1	450
BE-8220S, BE-8040S, BE-8050S 0,5x3x100; 0,8x4x100; 1x5,5x125			
BE-8810S, BE-8820S PZ1x80; PZ2x100			

Set 5 pcs



Code			
BE-9885S		1	455
806-1-1 0,6x3x65			
BE-8510S, BE8520S 5/PH1; 6/PH2			
BE-8710S, BE-8720S 5/PZ1; 6/PZ2			

Set 6 pcs



Code			
BE-9884S		1	450
BE-8220S, BE-8040S 0,5x3,0x75; 0,8x4,0x100	ⓘ		
BE-8810S, BE-8820S PZ1x80; PZ2x100	⊕		
BE-8710S, BE-8720S 5/PZ1; 6/PZ2	ⓘ ⊕		

Set 7 pcs



Code			
BE-9888S		1	530
BE-8010S, BE-8220S, BE-8040S, BE-8050S 0,4x2,5x75; 0,5x3,0x100; 0,8x4,0x100; 1,0x5,5x125	ⓘ		
BE-8800S, BE-8800S, BE-8830S PZ0x75; PZ2x100; PZ3x150	⊕		

Set 6 pcs



Code			
BE-9892S		1	615
BE-8010S, BE-8040S, BE-8050S 0,4x2,5x75; 0,8x4,0x100; 1,0x5,5x125	ⓘ		
BE-8810S, BE-8820S PZ1x80; PZ2x100	⊕		
2101G-180			

Set 7 pcs



Code			
BE-9887S		1	460
806-1-1 0,6x3x65	ⓘ		
BE-8010S, BE-8230S, BE-8040S, BE-8050S 0,4x2,5x75; 0,6x3,5; 0,8x4,0x100; 1,0x5,5x125	ⓘ		
BE-8610S, BE-8621S PH1x80; PH2x100	⊕		

Set 6 pcs



Code			
BE-9893S		1	615
BE-8010S, BE-8040S, BE-8050S 0,4x2,5x75; 0,8x4,0x100; 1,0x5,5x125	ⓘ		
BE-8810S, BE-8820S PZ1x80; PZ2x100	⊕		
2101G-160			

Set 7 pcs



Code			
BE-9889S		1	450
806-1-1 0,6x3x65	ⓘ		
BE-8010S, BE-8230S, BE-8040S, BE-8050S 0,4x2,5x75; 0,6x3,5; 0,8x4,0x100; 1,0x5,5x125	ⓘ		
BE-8810S, BE-8821S PZ1x80; PZ2x100	⊕		

Slim Sets

Set 5 pcs



Code			
BE-9881SL		1	440
BE-8220SL, BE-8040SL, BE-8050SL 0,5x3,0x75; 0,8x4,0x100; 1,0x5,5x125	ⓘ		
BE-8610SL, BE-8620SL PH1x80; PH2x100	⊕		

Set 5 pcs



Code			
BE-9882SL		1	440
BE-8220SL, BE-8040SL, BE-8050SL 0,5x3,0x75; 0,8x4,0x100; 1,0x5,5x125	ⓘ		
BE-8810SL, BE-8820SL PZ1x80; PZ2x100	⊕		



BAHCO **Fit** Insulated Screwdrivers

- For work on live equipment, up to 1000 V
- Handle: 2-component handle with hanging hole
- High quality steel blade, moulded directly into the handle
- Black finish tip for improved accuracy
- Individually inspected and manufactured according to **IEC 60900**



1 Rounded end allows you to apply force without hurting the palm of your hand

2 2-component handle with more than 75% of rubber material

3 Indelible symbol tip. Easy to choose the right tip

4 Small finger marks on both sides of the neck for precision application

5 Blade made from high performance alloy steel for more strength and reliability. Insulation moulded directly onto the blade

6 Can be hung

7 Vertical grooves for comfortable grip and maximum friction; anti-slip

8 Soft, high-friction material with ridged surface for comfortable grip and maximum friction even when the hand is oily

9 Family code and size tampe marking on the handle

10 Manufacture year

11 Black tip provides precise fit and no flaking







BAHCOFIT SCREWDRIVERS ARE AVAILABLE IN RETAIL PACKAGING BY ADDING AN "S" BEFORE THE CODE

B192.001.100 SB192.001.100

ALL INSULATED SCREWDRIVERS ARE TESTED 100% FOLLOWING A STRICT QUALITY CONTROL. BAHCO SCREWDRIVERS ARE A GUARANTEE OF QUALITY AND SAFETY.







Slotted



Code	 mm	 mm	 mm	 mm		 g
B196.025.075	0,4	2,5	75	24,5x95	10	29
B196.030.100	0,5	3,0	100	24,5x95	10	29
B196.035.100	0,6	3,5	100	24,5x95	10	30
B196.040.100	0,8	4,0	100	24,5x95	10	40
B196.055.125	1,0	5,5	125	24,5x95	10	66
B196.065.150	1,2	6,5	150	30x105	10	90
B196.080.175	1,2	8,0	175	34x117	10	140
B196.100.200	1,6	10,0	200	34x117	10	189
B196.120.200	2,0	12,0	200	34x117	10	205







Phillips



Code	 mm	 mm	 mm	 mm		 g
B197.000.075	PH 0	75	24,5x95	10	30	
B197.001.080	PH 1	80	24,5x95	10	40	
B197.002.100	PH 2	100	30x105	10	80	
B197.003.150	PH 3	150	34x117	10	150	
B197.004.200	PH 4	200	34x117	10	190	







Pozidriv



Code	 mm	 mm	 mm	 mm		 g
B142.000.075	PZ 0	75	24,5x95	10	30	
B142.001.080	PZ 1	80	24,5x95	10	40	
B142.002.100	PZ 2	100	30x105	10	80	
B142.003.150	PZ 3	150	34x117	10	150	

Nut Drivers



Code	 mm	 mm	 mm	 mm		 g
B199.055.125	5.5	125	30x105	5	101	
B199.060.125	6.0	125	30x105	5	127	
B199.070.125	7.0	125	34x117	5	130	
B199.080.125	8.0	125	34x117	5	142	
B199.090.125	9.0	125	34x117	5	142	
B199.100.125	10.0	125	34x117	5	142	
B199.110.125	11.0	125	34x117	5	181	
B199.120.125	12.0	125	34x117	5	182	
B199.130.125	13.0	125	34x117	5	183	





BAHCO Fit Insulated Screwdrivers Sets

Set 2 pcs



Code			
B220.002		1	90
B196 0,5x3,0x100			
B197 PH1x80			

*Hanging twinpack with 2 screwdrivers

Set 5 pcs



Code			
B220.005		1	450
B196 0,5x3,0x100; 0,8x4,0x100; 1,0x5,5x125			
B197 PH1x80; PH2x100			

Set 5 pcs



Code			
B220.015		1	450
B196 0,6x3,5x100; 0,8x4,0x100; 1,2x6,5x125			
B197 PZ1x80; PZ2x100			

Set 7 pcs



Code			
B220.007		1	530
B196 0,5x3,0x100; 0,8x 4,0x100; 1,0x5,5x125; 1,2x6,5x150			
B197 PH0x75; PH1x80; PH2x100			

1 New packaging design

2 Windows allow product to be touched

3 Thermoformed inlay made in Spain

4 Personalized box for each set



Set 7 pcs



Code			
B220.017		1	530
B196 0,4x2,5x75; 0,8x4,0x100; 1,0x5,5x125; 1,2x6,5x150			
B142 PZ0x75; PZ1x80; PZ2x100			

Set 7 pcs



Code			
B220.027		1	460
B196 0,5x3,0x100; 0,8x4,0x100; 1,0x5,5x125			
B197 PH0x75; PH1x80; PH2x100			
806-1-1 0,6x3,0x65 (150-250V)			

IEC60900   

600 Series Insulated Screwdrivers

- For work on live equipment, up to 1000 V
- Handle: 2-component handle with hanging hole
- High quality steel blade, moulded directly into the handle
- Black finish tip for improved accuracy
- Individually inspected and manufactured according to **IEC 60900**



1 Hole in the handle allows the use of a "T" bar for added force and hanging

2 Elastomere and Polypropylene for an effective and comfortable transmission of the torque



3 Blade made from high performance alloy steel for more strength and reliability. Insulation moulded directly on the blade

4 Size and part number marked on the handle







5 Polypropylene plastic for high resistance and a perfect handle shank joint

6 Black tip provides precise tip



Slotted








Code	 mm	 mm	 mm	 mm		 g
623-3-100	0,5	3,0	100	25x80	10	32
623-3.5-100	0,6	3,5	100	25x80	10	32
623-4-100	0,8	4,0	100	25x80	10	33
623-5.5-125	1,0	5,5	125	30x97	10	61
623-6.5-150	1,2	6,5	150	35x110	10	94

Phillips









Code		 mm	 mm		 g
625-0-100	PH 0	100	25x80	10	32
625-1-150	PH 1	150	30x97	10	68
625-2-175	PH 2	175	35x110	10	116

Set

Set 6 pcs



Code		 g
620-6	1	465
623 3x100; 4x100; 5,5x125; 6,5x150		
625 PH1x150; PH2x175		

808060 Ratcheting Screwdriver

The 808060 is an insulated ratcheting screwdriver combined with interchangeable slim blades, a revolutionary **new innovation** made in one of Bahco's **own factories in Europe**. The blade release system built in the comfortable handle makes it easy and safe to change the slim blades without the blades falling out. The blades are 30% slimmer

than the blade of a regular insulated screwdriver for better accessibility and more applications (e.g. sunken screws and spring elements).

A must have tool for electricians and maintenance professionals.



808060 Ratcheting

Loose handle and spare blades
100 mm



Code				
808060	Handle	100	1	115
8610SL-2P	PH1	100	2	40
8620SL-2P	PZ1	100	2	55
8810SL-2P	PH2	100	2	40
8820SL-2P	PZ2	100	2	55
8010SL-2P	0,4x2,5	100	2	40
8220SL-2P	0,5x3,0	100	2	40
8040SL-2P	0,8x4,0	100	2	55
8050SL-2P	1x5,5	100	2	55
8910SL-2P	T10	100	2	40
8915SL-2P	T15	100	2	40
8920SL-2P	T20	100	2	40
8925SL-2P	T25	100	2	55
8930SL-2P	T30	100	2	55
8510SL-2P	combi-tip PH1/5.0x100	100	2	40
8520SL-2P	combi-tip PH2/6.0x100	100	2	55
8710SL-2P	combi-tip PZ1/5.0x100	100	2	40
8720SL-2P	combi-tip PZ2/6.0x100	100	2	55



Screwdriver with interchangeable blades
100 mm



Code				
808061	6 blades set in a nylon pouch: PH1; PH2; 0,4x2,5; 0,5x3,0; 0,8x4,0; 1,0x5,5 + handle	85x220	5	475
808062	6 blades set in a nylon pouch: PZ1; PZ2; 0,4x2,5; 0,5x3,0; 0,8x4,0; 1,0x5,5 + handle	85x220	5	475




product
design
award



Screwdriver with interchangeable blades
100 mm
5 UNIT DISPLAY

Code				
808061	6 blades set in a nylon pouch: PH1; PH2; 0,4x2,5; 0,5x3,0; 0,8x4,0; 1,0x5,5 + handle	85x220	5	475
808062	6 blades set in a nylon pouch: PZ1; PZ2; 0,4x2,5; 0,5x3,0; 0,8x4,0; 1,0x5,5 + handle	85x220	5	475

INSULATED



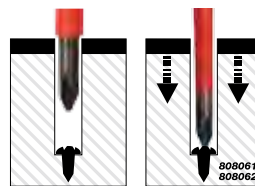
The 808060 is certified according IEC 60900 and is suited for working on live equipment

RATCHETING



The 808060 has a 48 tooth non-conductive ratcheting mechanism

SLIM BLADES



The blades are 30% slimmer than regular insulated blades for better accessibility (e.g. sunken screws and spring elements)

INTERCHANGEABLE BLADES




Patented blade release system to easily and safely change blades without the blade falling out





Others

Wooden Handle Screwdrivers



— Slotted

Flat



Code	mm	mm	mm	mm		g
9710-3.5-75	0,6	3,5	75	22x95	10	47
9710-5.5-100	1,0	5,5	100	24x100	10	67
9710-6.5-125	1,2	6,5	125	27x110	10	114
9710-8-150	1,2	8,0	150	30x120	5	174
9710-10-175	1,6	10,0	175	32x125	5	223

+ Phillips



Code		mm	mm		g
9778-1	PH 1	80	24x100	10	45
9778-2	PH 2	110	27x110	10	90
9778-3	PH 3	150	30x120	5	160

+ Pozidriv



Code		mm	mm		g
9778PZD-1	PZ 1	80	24x100	10	45
9778PZD-2	PZ 2	110	27x110	10	90

Set

Set 6 pcs



Code		g
9710/S6		650
9710 0,8x4,5x90; 1x5,5x100; 1,2x6,5x125; 1,2x8x150		
9778 PH1x80; PH2x110		

Reversible Screwdrivers



Code	mm	mm			g
1019	1,2	6	PH 2	10	26
1067	0,8	4,5	PH 1	10	30
13561	1,2	6,0	PH 2	10	48



Code	mm	mm			g
1016	1	6	PH 2	10	50




Code				g
6	3,5-5,0-6,5	PH 0, PH 1, PH 2	1	250



Code	mm	mm		mm	mm		g
8052	1,0	6,0	PH 2	80	28x110	5	90

- Reversible blade screwdriver set, 6 pieces
- PH 0, PH 1, PH 2 and slotted 3,5-5,0-6,5
- In plastic pouch with hanging hole

Voltage Testers



Code	0,5 mm	3 mm	65 mm	17x75 mm	6	30
806-1-1	0,5	3	65	17x75	6	30
806-1-2	0,6	3,5	100	17x90	6	29

Code	0,5 mm	3,5 mm	77 mm	14x92 mm	10	40
8045VDE	0,5	3,5	77	14x92	10	40

Code	0,5 mm	3 mm	45 mm	13x75 mm	6	22
806-1-3	0,5	3	45	13x75	6	22

Code	1	110
78802	1	110

- Range 6-400V
- Suitable for AC and DC circuits
- Easy to see voltage indicating leds
- CE,GS compliant

Code	0,5 mm	3,5 mm	42 mm	16x90 mm	6	28
8045LVDE	0,5	3,5	42	16x90	6	28

Code	1	235
78803	1	235

- Range 6-690 V
- Suitable for AC and DC circuits
- Easy to see voltage indicating leds
- Continuity acoustic buzzer
- Supplied with 12V battery
- CE,GS compliant

Magnetisers

For magnetising and demagnetising of screwdriver blades, tweezers and other tools made of steel

1



M780

2

Extremely durable plastic box

1

Hanging hole

2

For magnetising and demagnetising of screwdriver blades, tweezers and other tools made of steel

3

Made of high quality plastic

4

Comfortable handle for easy use



M781

Code



M780

1

95

Code



M781

5

35

Bicycle Tool

Special mixed pocket set for bicycle

1



2

Tool set pouch in canvas with sleeve for waist-belt. Clamshell packed with info card

3

Metal holder

4

17 different tools:
 - sockets 1/4", 8, 9, 10 mm
 - socket driver 1/4"
 - screwdrivers 0.8x5.0, PH2, HEX2, 2.5, 3, 4, 5, 6, 8
 - open end spanners 9, 13, 14 mm
 - spoke aligner

Code




BKE850901

10

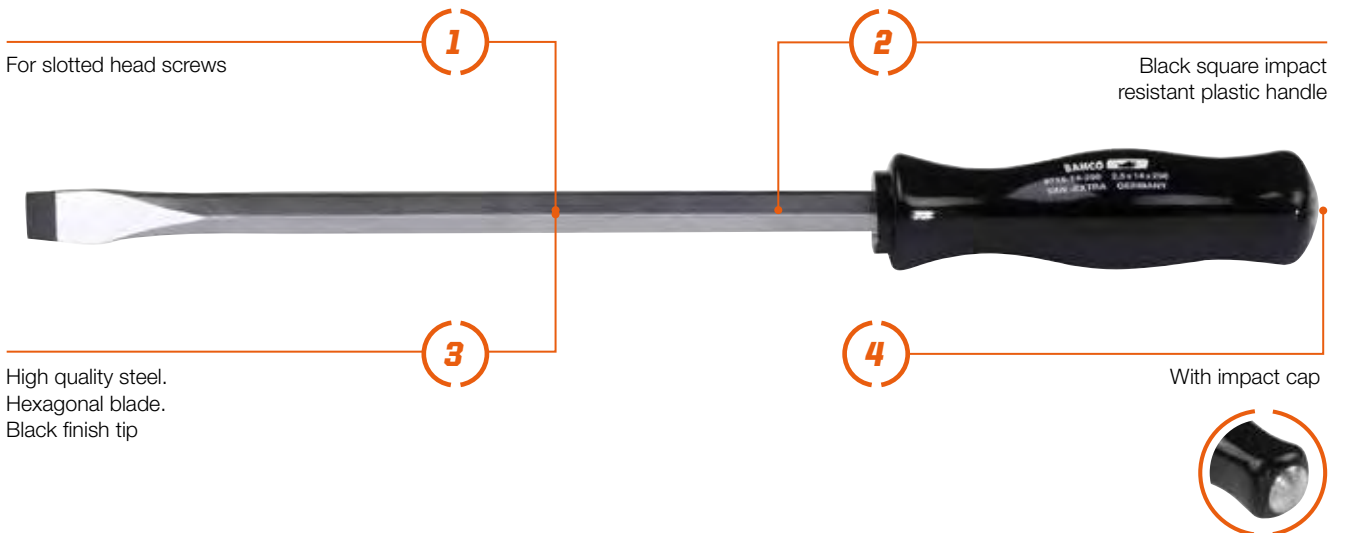
315

Awl




Code	Ø mm	mm	mm		g
2252	7	95	27x130	1	125

Through Blade



Code	mm	mm	mm	mm		g
9715-14-250	2,5	14,0	250	37x140	5	460

The metal striking cap at the top of the handle gives additional protection for jobs requiring high impact and maximum force. The shank continues through the handle before contacting the metal striking cap for ultimate strength.







Hex Keys

Hex Key Holders

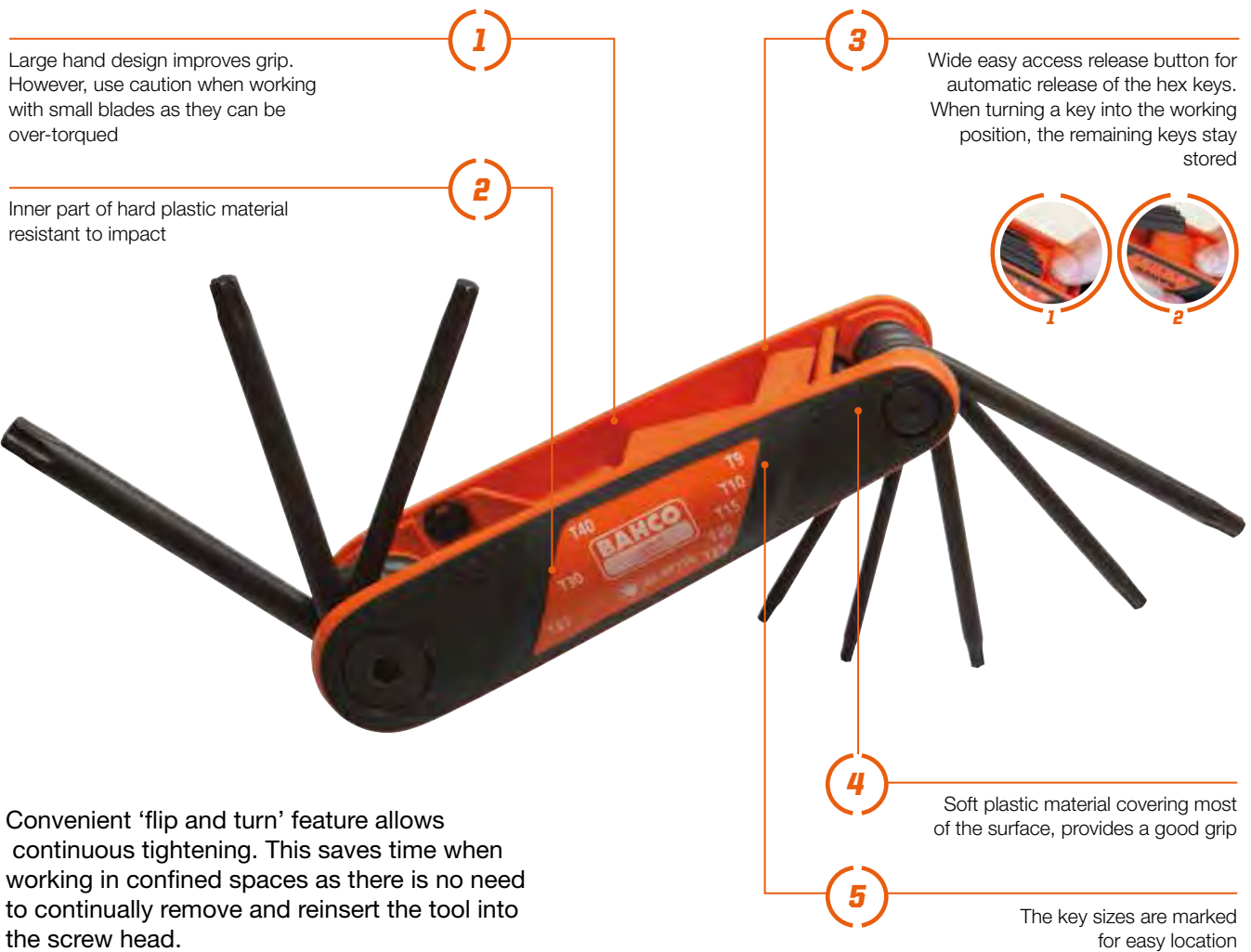
- 2-component compact holder, impact resistant
- Integrated magnet in holder allows magnetizing and demagnetizing when needed
- Foldable hex key holder available in a wide variety of key combinations
- The key sizes are marked for easy location
- Easy access to the hex key wrenches



Integrated magnet in holder allows magnetizing and demagnetizing when needed.

Intelligent Hex Key Sets

- Key folder
- 2-component soft grip handle
- Impact resistant material
- Wide opening push button for automatic release of the blades
- For different working positions
- Positive stop at 270° for maximum leverage
- Compact, easy to carry design
- Packaging with hanger



Hexagonal Keys



1 Plastic holder with hanging hole

1

2 All sizes marked on the holder for easy identification

2

3 1 component holder; impact resistant

3

4 Easy access to the keys

4



1

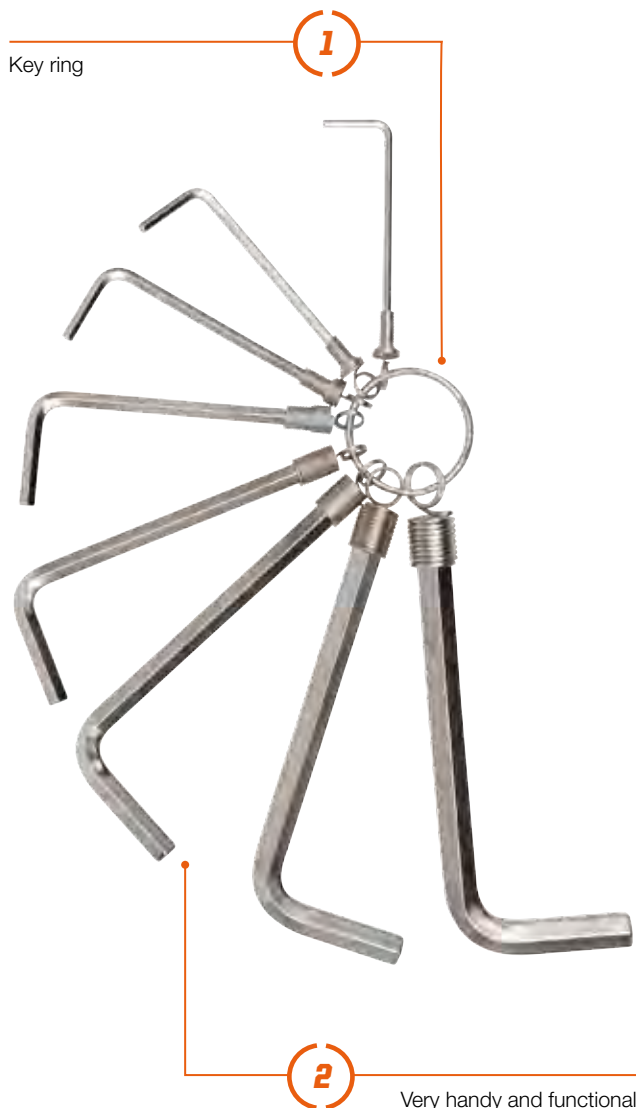
1 Plastic wallet

2

2 Sizes marked at the top of the wallet for an easy selection

3

3 Easy storage of the keys



1

1 Key ring

2

2 Very handy and functional

KEY SURFACES


Chrome Plated

● Hexagonal



Nickel Plated

● Hexagonal



Black Finish

● Hexagonal

● Torx®



Hexagonal

Chrome Plated Keys

Metric



Code	mm	mm	mm	g	g
1997M-3	3	23	66	10	4
1997M-3.5	3,5	26	70	10	6
1997M-4	4	29	74	10	10
1997M-4.5	4,5	31	80	10	15
1997M-5	5	33	85	10	17
1997M-6	6	38	96	10	30
1997M-7	7	41	102	10	45
1997M-8	8	44	108	10	65
1997M-9	9	47	114	10	90
1997M-10	10	50	122	10	115
1997M-11	11	53	129	10	150
1997M-12	12	57	137	5	190
1997M-14	14	70	154	5	250
1997M-16	16	73	168	1	375
1997M-17	17	80	177	1	508
1997M-19	19	89	199	1	690



Code	mm	g	g	g
1997M/7T	2; 3; 4; 5; 6; 7; 8	7	1	200
1997M/10T	1,5; 2; 2,5; 3; 3,5; 4; 4,5; 5; 6; 8	10	1	250
1997M/11T	2; 3; 4; 5; 6; 7; 8; 9; 10; 11; 12	11	1	760



Code	mm	g	g	g
BE-9778	1,5; 2; 2,5; 3; 4; 5; 6; 8; 10	9	1	305

Nickel Plated Keys

Metric



Code	mm	mm	mm	g	g
1998M-1.5	1,5	15	47	10	1
1998M-2	2	18	52	10	1
1998M-2.5	2,5	21	59	10	3
1998M-3	3	23	66	10	4
1998M-4	4	29	74	10	10
1998M-5	5	33	85	10	18
1998M-6	6	38	96	10	29
1998M-7	7	41	102	10	41
1998M-8	8	44	108	10	57
1998M-9	9	47	114	5	76
1998M-10	10	50	122	5	100
1998M-12	12	57	137	5	163
1998M-14	14	70	154	1	253
1998M-17	17	80	177	1	427
1998M-19	19	89	199	1	600
1998M-22	22	102	222	1	910



Code	mm	g	g	g
BE-9878	1,5; 2; 2,5; 3; 4; 5; 6; 8; 10	9	1	305



Code	mm	g	g	g
1998M/6T	2; 2,5; 3; 4; 5; 6	6	1	76
1998M/8T	2; 2,5; 3; 4; 5; 6; 7; 8	8	1	180
1998M/10T	2; 2,5; 3; 4; 5; 6; 7; 8; 9; 10	10	1	380
1998M/11T	2; 2,5; 3; 4; 5; 6; 7; 8; 9; 10; 12	11	1	570
1998M/15T	2; 2,5; 3; 4; 5; 6; 7; 8; 9; 10; 12; 14; 17; 19; 22	15	1	2920



Code	mm	g	g	g
1998M/8R	2; 2,5; 3; 4; 5; 6; 7; 8	8	1	175

Hexagonal Keys

Nickel Plated Keys Long Ball End / Inches



Code	mm				
BE-9880	0,050; 1/16; 5/64; 3/32; 7/64; 1/8; 9/64; 5/32; 3/16; 7/32; 1/4; 5/16	12	3	240	

Zinc Plated Keys Metric



Code	mm			
1999M/7H	2,5; 3; 4; 5; 6; 8; 10	7	1	380

Black Keys Metric



Code	mm				
1995M-1.5	1,5	15	47	10	1
1995M-2	2	18	52	10	2
1995M-2,5	2,5	21	59	10	3
1995M-3	3	23	66	10	5
1995M-4	4	29	74	10	10
1995M-5	5	33	85	10	13
1995M-6	6	38	96	10	29
1995M-7	7	41	102	10	41
1995M-8	8	44	108	10	57
1995M-9	9	47	114	10	76
1995M-10	10	50	122	10	100
1995M-12	12	57	137	10	163
1995M-14	14	70	154	10	253
1995M-17	17	80	177	10	427
1995M-19	19	89	199	10	600
1995M-22	22	102	222	10	910



Code	mm			
1995M/6T	2; 2,5; 3; 4; 5; 6	6	1	75
1995M/8T	2; 2,5; 3; 4; 5; 6; 7; 8	8	1	180
1995M/10T	2; 2,5; 3; 4; 5; 6; 7; 8; 9; 10	10	1	365
1995M/11T	2; 2,5; 3; 4; 5; 6; 7; 8; 9; 10; 12	11	1	535
1995M/15T	2; 2,5; 3; 4; 5; 6; 7; 8; 9; 10; 12; 14; 17; 19; 22	15	1	2800



Code	mm			
BE-9578	1,5; 2; 2,5; 3; 4; 5; 6; 8; 10	9	1	270



Code	mm			
BE-9777B	2,5; 3; 4; 5; 6; 8; 10	7	6	290



Code	mm			
BE-9776	1,5; 2; 2,5; 3; 4; 5; 6	7	6	150
BE-9777	2,5; 3; 4; 5; 6; 8; 10	7	6	410

Hexagonal Keys

Black Keys

Long / Metric



Code	mm	mm	mm		g
1995LM-1.5	1,5	15	91	10	1
1995LM-2	2	18	102	10	3
1995LM-2,5	2,5	21	114	10	5
1995LM-3	3	23	129	10	8
1995LM-4	4	29	144	10	17
1995LM-5	5	33	165	10	31
1995LM-6	6	38	186	10	51
1995LM-7	7	41	197	10	64
1995LM-8	8	44	208	10	100
1995LM-9	9	47	219	10	134
1995LM-10	10	50	234	10	175
1995LM-12	12	57	262	10	283
1995LM-14	14	70	294	10	439



Code	mm			g
BE-9588	1,5; 2; 2,5; 3; 4; 5; 6; 8; 10	9	1	435



Integrated magnet in holder allows magnetizing and demagnetizing when needed

Black Keys

Inches



Code	"	mm	mm		g
1995Z-1/16	1/16	15	47	10	1
1995Z-5/64	5/64	18	52	10	2
1995Z-3/32	3/32	21	59	10	3
1995Z-1/8	1/8	23	66	10	5
1995Z-5/32	5/32	29	74	10	10
1995Z-3/16	3/16	33	85	10	16
1995Z-7/32	7/32	35,5	91	10	24
1995Z-1/4	1/4	38	96	10	32
1995Z-5/16	5/16	44	108	10	60
1995Z-3/8	3/8	50	122	10	100
1995Z-7/16	7/16	53	129	10	140
1995Z-1/2	1/2	63	145	10	182
1995Z-5/8	5/8	76	168	10	370
1995Z-3/4	3/4	89	199	10	601



Code	"			g
BE-9787	3/32; 1/8; 5/32; 3/16; 1/4; 5/16; 3/8	7	6	410

Hexagonal Keys

Black Keys Long Ball End



Code	mm	mm	mm		
1996M-1.5	1,5	15	91	10	1
1996M-2	2	18	102	10	3
1996M-2.5	2,5	21	114	10	5
1996M-3	3	23	129	10	8
1996M-4	4	29	144	10	17
1996M-5	5	33	165	10	31
1996M-6	6	38	186	10	50
1996M-8	8	44	208	10	100
1996M-10	10	50	234	10	171
1996M-12	12	57	262	10	275



Code	mm		
BE-9765	1,5; 2; 2,5; 3; 4; 5	6	3
BE-9770	1,5; 2; 2,5; 3; 4; 5; 6; 8; 10	9	3



Code	mm		
BE-9678	1,5; 2; 2,5; 3; 4; 5; 6; 8; 10	9	1



Code	mm		
BE-9688	1,5; 2; 2,5; 3; 4; 5; 6; 8; 10	9	1



Magnet-demagnetizing function integrated in the holder



Code	mm		
BE-9775	5/64; 3/32; 1/4; 1/8; 1/16; 5/32; 3/16	7	3
BE-9780	0,050; 1/16; 5/64; 3/32; 7/64; 1/8; 9/64; 5/32; 3/16; 7/32; 1/4; 5/16	12	3
BE-9785	0,050; 1/16; 5/64; 3/32; 7/64; 1/8; 9/64; 5/32; 3/16; 7/32; 1/4; 5/16; 3/8	13	3



Black Keys

Torx®



Code		mm	mm		
1995TORX-T6	T 6	15	75	5	4
1995TORX-T7	T 7	16	80	5	4
1995TORX-T8	T 8	16	80	5	5
1995TORX-T9	T 9	16	80	5	6
1995TORX-T10	T 10	17	86	5	7
1995TORX-T15	T 15	18	90	5	10
1995TORX-T20	T 20	19	95	5	11
1995TORX-T25	T 25	20	100	5	17
1995TORX-T27	T 27	21	105	5	19
1995TORX-T30	T 30	24	114	5	29
1995TORX-T40	T 40	26	124	5	43
1995TORX-T45	T 45	29	133	5	61
1995TORX-T50	T 50	32	152	5	88



Code				
1995TORX/4T	T10; T20; T30; T40	4	1	200
1995TORX/7T	T10; T15; T20; T25; T27; T30; T40	7	1	250
1995TORX/11T	T7; T9; T10; T15; T20; T25; T27; T30; T40; T45; T50	11	1	325
1995TORX/13T	T6; T7; T8; T9; T10; T15; T20; T25; T27; T30; T40; T45; T50	13	1	335



Code				
BE-9575	T9; T10; T15; T20; T25; T27; T30; T40	8	1	180



Code				
BE-9585	T9; T10; T15; T20; T25; T27; T30; T40	8	1	180



Magnet-demagnetizing function integrated in the holder



Code				
BE-8975B	T9; T10; T15; T20; T25; T27; T30; T40	8	6	290



Code				
BE-8975	T9; T10; T15; T20; T25; T27; T30; T40	8	6	295



Hexagonal Keys

Black Keys

Torx® Ball End



Code						
1996TORX-T9	T 9	16	80	3,0	5	4
1996TORX-T10	T 10	17	86	3,0	5	5
1996TORX-T15	T 15	18	90	4,0	5	7
1996TORX-T20	T 20	19	95	4,0	5	10
1996TORX-T25	T 25	20	100	5,0	5	14
1996TORX-T27	T 27	21	105	5,0	5	22
1996TORX-T30	T 30	24	114	6,0	5	30
1996TORX-T40	T 40	26	124	7,0	5	46
1996TORX-T45	T 45	29	133	8,0	5	61
1996TORX-T50	T 50	32	152	9,0	5	82



Code				
1996TORX/5T		T10; T20; T25; T30; T40	5	1 200



Code				
BE-9675		T9; T10; T15; T20; T25; T27; T30; T40	8	1 175

Black Keys

Torx® Tamper Resistant



Code						
1986TORX-T9	TR 9	16	80	3,0	5	4
1986TORX-T10	TR 10	17	86	3,0	5	5
1986TORX-T15	TR 15	18	90	4,0	5	8
1986TORX-T20	TR 20	19	95	4,0	5	11
1986TORX-T25	TR 25	20	100	5,0	5	17
1986TORX-T27	TR 27	21	105	5,0	5	19
1986TORX-T30	TR 30	24	114	6,0	5	29
1986TORX-T40	TR 40	26	124	7,0	5	43



Code				
1986TORX/7T		TR-10; TR-15; TR-20; TR-25; TR-27; TR-30; TR-40	7	1 200



Code				
BE-8675		TR-9; TR-10; TR-15; TR-20; TR-25; TR-27; TR-30; TR-40	8	1 180

Black Keys

Torx Plus®



Code						
1976TORX-T6	IP 6	75	80	2,5	5	4
1976TORX-T7	IP 7	80	86	2,5	5	4
1976TORX-T8	IP 8	80	90	2,5	5	5
1976TORX-T9	IP 9	80	95	3,0	5	5
1976TORX-T10	IP 10	86	100	3,0	5	5
1976TORX-T15	IP 15	90	105	4,0	5	10
1976TORX-T20	IP 20	95	114	4,0	5	10
1976TORX-T25	IP 25	100	124	5,0	5	17
1976TORX-T27	IP 27	105	100	5,0	5	19
1976TORX-T30	IP 30	114	105	6,0	5	29
1976TORX-T40	IP 40	124	114	7,0	5	43



Code				
1976TORX/5T	IP10; IP20; IP25; IP30; IP40	5	1	110



Code				
BE-7675	IP9; IP10; IP15; IP20; IP25; IP27; IP30; IP40	8	1	220

Double Offset Keys

Slotted



Code					
2047-0.8-4	0,8	4	100	5	14
2047-1-5.5	1,0	5,5	125	5	21
2047-1.2-8	1,2	8	150	5	37
2047-1.6-10	1,6	10	175	1	60
2047-2-12	2,0	12	200	1	115

Phillips



Code				
2047PR-1-2	PH 1 & 2	100	5	25
2047PR-3-4	PH 3 & 4	200	5	110





Bits & Adaptors

Bits that make a difference


The Bahco screwdriver bit range - made of high performance alloy steel - consists of screwdriver bits of all kinds: **Phillips, Phillips Grabber, Pozidriv, TORX®, TORX® Tamper Resistant, Slotted, Hexagonal, Hexagonal ball point, Robertson, Torq-set, Triwing, XZN**

Bahco meets professional demands by providing the appropriate quality levels: Standard, Torsion, Extra Hard Torsion, INOX Torsion Stainless Steel, TiN Torsion, ACR Torsion and Diamond Torsion bits. Choosing the right bit to use depends on the type of fastening to be carried out. Each task also has its own characteristics that depend on numerous factors such as the user's preference, the type of fastening to be applied, the torque level required, the screw being used, etc.





THE PROFILES


-  Slotted mm
-  Phillips
-  Phillips Grabber
-  Pozidriv
-  TORX®
-  TORX® Tamper Resistant
-  Hexagonal mm / "
-  Hexagonal ball mm
-  Robertson
-  Torq-set®
-  Triwing
-  XZN


 Phillips grabber bits for drywall screws (with reduced nose diameter Ø 4-8mm).


 TORX® Tamper Resistant screws have a centre pin to prevent a standard TORX® driver being inserted.


 Hexagonal ball point bits facilitate working in confined spaces by using at an angle.



 Robertson bits tapered tip retains the screw for easier operation and give more surface contact, reducing cam-out effect.

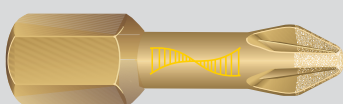
 Torq-set bits are applicable where screws or bolts must be torque-tight.

 Triwing bits are applicable on tamper resistant screws in electronic products.

 XZN bits are suitable for automotive high torque applications.

 Bits tip coated with thousands of tiny industrial-grade diamond particles.

	
T3	1.10
T4	1.30
T5	1.43
T6	1.70
T7	1.99
T8	2.31
T9	2.50
T10	2.74
T15	3.27
T20	3.86
T25	4.43
T27	4.99
T30	5.52
T40	6.65
T45	7.82
T50	8.83



TORSION

All Bahco special bits have a Torsion zone that absorbs torque peaks and prolongs bit life. Nucleus Hardness: 62-64 HRC.

The Choice:

DIAMOND TORSION (63D)

Tip-coated with thousands of tiny industrial-grade diamond particles that provide safe grip and significantly reduce the cam-out effect (stopping the screw head slipping out) reducing "down time". Reduces the wear and tear to both the bit and the screw. Reduces the torque required to successfully drive the screw. Increases productivity by reducing down-time.

High performance in any application
Suitable for power tools **63D**

Gold coloured diamond coating finish. Torsion zone (extended bar) absorbs torque peaks avoiding premature wear and tear, improves and prolongs service life.



TIN TORSION (62TIN)

Industrial applications are subject to permanent stresses that place high demands on the durability of the tool. Bits for these applications are coated with extremely hard titanium nitride (TiN). This abrasion-proof coating provides the necessary hardness that is required on a mass production line.

Suitable for mass-production line **62 TIN**

Zinc phosphated finish. Torsion zone (extended bar) absorbs torque peaks avoiding premature wear and tear, improves and prolongs service life.



ACR TORSION (64A)

ACR Torsion bits have a grooved tip (ACR system). Avoids the cam-out effect. Recommended for tasks requiring reduction of the cam-out effect, avoiding erosion of the bit-screw.

Recommended for tasks requiring reduction of the cam-out effect **64A**

Surface coated with clear lacquer for rust protection. Grooved tip (ACR system) avoids the cam-out effect. Torsion zone (extended bar) absorbs torque peaks avoiding premature wear and tear, improves and prolongs service life.



EXTRA HARD TORSION (61H)

When fastening in wood, the torque increases steadily until the head of the screw reaches the surface of the material. The deeper the screw penetrates into the wood, the more the torque increases. Extra hard bits are subject to special heating processes that make it harder reduce the risk of the breakage - extending the service life of the bit.

Suitable for wood and soft material application **61H**

Nucleus Hardness HRc 62-64. Surface-coated with yellow lacquer for rust protection. Torsion zone (extended bar) absorbs torque peaks avoiding premature wear and tear, improves and prolongs service life.



TORSION (60T)

When fastening in metal, the torque increases abruptly at the end of the fastening process, generating large amounts of peak torque that affects both the screw and the tool. Bits that are too hard can be broken under these conditions. A softer bit is more wear resistant against sudden impacts, preventing the tip from breaking prematurely.

Suitable for metal and hard materials **60T**

Nucleus Hardness HRc 60-62. Steel grey surface-coated with clear lacquer for rust protection. Torsion zone (extended bar) absorbs torque peaks avoiding premature wear and tear, improves and prolongs service life.



INOX TORSION (65I)

Stainless steel does not rust. However, if conventional steel tools are used on stainless steel elements or stainless steel screws, the wear debris of these tools can adhere to the surface and begin to rust. Wear debris causes extraneous rust, but can be prevented by using steel tools. Inox in combination with Torsion gives a superior bit that can withstand even highest demands.

Ideal for use on stainless steel screws **65I**

Surface passivated finish. Surface coated with yellow lacquer for rust protection. Torsion zone (extended bar) absorbs torque peaks avoiding premature wear and tear, improves and prolongs service life.



STANDARD (59S)

Robust bits that can be used in manual and machine applications. High quality bits resistant to wear and tear.

Suitable for all applications **59S**

Nucleus Hardness HRc 58-62. Precisely machined tip. Zinc phosphated.



Our Range


	1/4"										
	Standard	Diamond Torsion	Tin Torsion	Extra Hard Torsion	Torsion	ACR Torsion	Stainless Steel Torsion	5 / 32"	5 / 16"	7 / 16"	10mm
	59S	63D	62TIN	61H	60T	64A	65I	45S	70S	74S	BE50
☯ SLOTTED	●								●		
PH	●	●	●	●	●	●	●	●	●		
⊕ PZ	●	●	●	●	●	●	●		●		
TORX®	●	●	●	●	●		●		●		●
TORX® TAMPER	●										●
HEXAGONAL	●							●	●	●	●
▣ ROBERTSON	●										
TORQ-SET	●								●		
⚙ TRIWING	●										
XZN	●										●

Our Codification


1/4" BITS	59S	Standard
	63D	Diamond Torsion
	62TIN	Tin Torsion
	61H	Extra Hard Torsion
	60T	Torsion
	64A	ACR Torsion
	65I	Stainless Steel Torsion
OTHER DRIVES	45S	5 / 32"
	70S	5 / 16"
	74S	7 / 16"
	BE50	10mm



Torsion zone absorbs torque peaks and prolongs bit life


Range	TORSION 						STANDARD
Choice	63D: Diamond Torsion	62TiN: TiN Torsion	60T: Torsion	61H: Extra Hard Torsion	64A: ACR Torsion	65I: Inox Torsion Stainless Steel	59S: Standard

1/4" (DIN3126-C6.3, ISO1173 / E6.ISO1173)

PHILLIPS	mm	63D	62TiN	60T	61H	64A	65I	59S
PH0	25							•
PH1	25		•	•	•	•	•	•
	50		•					•
	70							•
	125							•
PH2	25		•	•	•	•	•	•
	50		•					•
	70							•
	125							•
PH3	25		•	•	•	•	•	•
	50		•					•
	70							•
	125							•
PH4	32							•
PH2G	25		•					•

SLOTTED	mm	59S
0.5-3.0	25	•
0.5-4.0	25	•
0.5-6.5	25	•
0.6-3.5	25	•
	50	•
0.6-4.5	25	•
0.8-4.0	50	•
0.8-5.5	25	•
	50	•
1.0-5.5	25	•
1.0-6.0	50	•
1.2-6.5	25	•
	50	•
1.2-8.0	25	•
1.6-10	25	•
1.6-9.0	25	•

Hexagonal H / HEX H BALL	LENGTH	59S
H1.5	25	•
H2	25	•
	50	•
H2.5	25	•
	50	•
H(BALL)3	25	•
	50	•
	89	•
H(BALL)4	25	•
	50	•
	89	•
H(BALL)5	25	•
	50	•
	89	•
H(BALL)6	25	•
	50	•
	89	•
H(BALL)8	25	•
	50	•
	89	•
H10	25	•
H1/4	25	•
H1/8	25	•
H1/16	25	•
H3/8	25	•
H3/16	25	•
H3/32	25	•
H5/16	25	•
H5/32	25	•
H5/64	25	•
H7/32	25	•
H7/64	25	•
H9/64	25	•
H1/16	50	•
H1/4	50	•
H1/8	50	•
H3/16	50	•
H3/32	50	•
H3/8	50	•
H5/16	50	•
H5/32	50	•
H5/64	50	•
H7/32	50	•
H7/64	50	•

TORX / TORX TR	mm	63D	62TiN	60T	61H	64A	65I	59S
T3	25							•
T4	25							•
T5	25							•
T6	25							•
T(R)7	25			•				•
T(R)8	25			•				•
	50							•
T(R)9	25			•				•
T(R)10	25		•	•	•		•	•
	50							•
	70							•
	150							•
T(R)15	25		•	•	•		•	•
	50							•
	70							•
	150							•
T(R)20	25		•	•	•		•	•
	50							•
	70							•
	150							•
T(R)25	25		•	•	•		•	•
	50							•
	70							•
	150							•
T(R)27	25			•				•
	50							•
	70							•
	150							•
T(R)30	25		•	•	•		•	•
	50							•
	70							•
	150							•
T(R)40	25		•	•	•		•	•
	50							•
	70							•
	150							•
T45	25							•
T50	25							•

TORQ-SET	LENGTH	59S
TS	mm	
TS-0	25	•
TS-1	25	•
TS-2	25	•
TS-3	25	•
TS-4	50	•
TS-5	25	•
TS-6	50	•
TS-8	25	•
TS-10	50	•
TS-1/4	25	•

XZN	LENGTH	59S
M3	25	•
M4	25	•
M5	25	•
M6	25	•
M8	25	•

ROBERTSON	LENGTH	59S
R	mm	
R1	25	•
	50	•
R2	25	•
	50	•
R3	25	•
	50	•

COMBI SLOTTED/ PHILLIPS	LENGTH	59S
	mm	
5.0-PH1	125	•
6.0-PH2	125	•
8.0-PH3	125	•

TRIWIING TW	LENGTH	59S
	mm	
TW0	25	•
TW1	25	•
TW2	25	•
TW3	25	•
TW4	25	•
TW5	25	•

OTHER DRIVES

5/32"

PHILLIPS	mm	Cod.
		45S/PH
PH1	25	•
PH2	25	•
HEXAGONAL		45S/PH
1.5	20	•
2	20	•
2.5	20	•
3	20	•






5/16"



PHILLIPS	mm	Cod.
		70S/PH
PH1	32	•
PH2	32	•
PH3	32	•
PH4	38	•
POZIDRIV		70S/PZ
PZ1	32	•
PZ2	32	•
PZ3	32	•
PZ4	38	•
TORX		70S/T
T20	35	•
T25	35	•
T27	35	•
T30	35	•
T40	35	•
T45	35	•
T50	35	•
T55	35	•
SLOTTED		70S
1.2-8.0	41	•
1.6-9.0	41	•
1.6-10.0	41	•
2.0-12.0	41	•
2.5-14.0	41	•
HEXAGONAL		70S/H
4	30	•
5	30	•
6	30	•
7	30	•
8	30	•
10	30	•
12	30	•
14	30	•
TORQ-SET		70S/TS
8	32	•
10	32	•
1/4"	32	•
5/16"	32	•

11.2 (7/12")

HEXAGONAL	mm	Cod.
		74S/H
4	35	•
5	35	•
6	35	•
7	35	•
8	35	•
10	35	•
12	35	•
14	35	•

Packaging Type

	PACKAGING / LOOSE ITEMS	PIECES	BIT LENGTH	BIT TYPE	DRIVE "
BITS		Plastic Box 5 and 10 pcs	25 mm 50 mm 70 mm	Standard Diamond Torsion Tin Torsion Extra Hard Torsion Torsion ACR Torsion Stainless Steel Torsion	1/4" 5/32" 5/16" 7/16"
		Blister packaging 2 and 3 pcs	25 mm 50 mm 70 mm 125 mm 150 mm	Standard Diamond Torsion Tin Torsion Extra Hard Torsion Torsion ACR Torsion Stainless Steel Torsion	1/4" 5/32" 5/16" 7/16"
		Rubber plastic box 30 pcs	25 mm	Standard	1/4"
		Plastic bag with cardboard card 5 pcs	89 mm 125 mm 150 mm	Standard	1/4"
		Plastic bag 100 pcs 500 pcs (bulk)	25 mm	Standard	1/4"

	PACKAGING / LOOSE ITEMS	PIECES	BIT TYPE	DRIVE "
ADAPTORS / BIT HOLDER		Plastic box 5 pcs	Adaptors Universal holders Quick release Bit holders	1/4"
		Plastic holder 1 piece	Adaptors Universal holders Quick release Bit holders	1/4"

Sets

59S/31 & 60T/31 31 pcs

Standard & Torsion

4 different versions

Drive: 1/4" DIN 3126-C6.3, ISO 1173

Bit Length: 25 mm

Finish: ZnPh (zinc-phosphated)

Material: High-performance alloy steel

Each bit is Bahco branded, with the size and tip stamped.

Small and compact set that contains 30 bits and a magnetic quick release bit holder



Different bit compositions meet the requirements of the following screw heads: Phillips, Pozidriv, TORX®, Slotted, Hexagonal, Phillips Grabber, TORX® Tamper TR



Bit Holder: 1/4" DIN 3126-C6.3, ISO 1173 / 60 mm (L)

Quick-release magnetic bit holder. Knurled black body for a better grip. Matt and black finish for higher resistance. Lock-in type system (forward function).



Transparent lid of polypropylene with rubber protection and a solid belt clip on the back



Inlay: Soft touch material with tamper print for easy bit identification



59S/17 & 60T/17

17 pcs

Standard & Torsion

4 different versions


Drive: 1/4" DIN 3126-C6.3, ISO 1173

Bit Length: 25 mm

Finish: ZnPh (zinc-phosphated)

Material: High-performance alloy steel.

Each bit is Bahco branded, with the size and tip stamped.



1

Bit Holder: **1/4" DIN 3126-C6.3, ISO 1173 / 50 mm (L)**
Quick-release magnetic bit holder. Knurled black body for a better grip. Matt and black finish for higher resistance. Lock-in type system (forward function).

2

Attractive and innovative set that contains 16 bits and a magnetic quick release bit holder



3

Easy to open and to be handled with one hand when working

4

Knurled effect on the sides of the set for a better grip



5

The bits have a good protection due to the surrounding solid frame

6

Different bit compositions meet the requirements of the following screw heads: Phillips, Pozidriv, TORX®, Slotted, Hexagonal, Phillips Grabber

7

Firm belt clip on the back side and clear tampo printing for easy bit identification

59S/7 & 60T/7

7 pcs

Standard, Torsion, Inox, TiN & Diamond

8 different versions

Drive: 1/4" DIN 3126-C6.3, ISO 1173

Bit Length: 25 mm

Finish:

ZnPh (zinc-phosphated): Standard and Torsion bits

TiN coating: TiN Torsion bits

Nickel Plating: Stainless Steel

Diamond Coating: Diamond bits

Material: High-performance alloy steel.

Each bit is Bahco branded, with the size and tip stamped.



1

Universal Holder: **1/4" DIN 3126-C6.3, ISO 1173 / 50 mm (L)**
Magnetic universal holder: Standard, TiN Torsion and Torsion sets
Magnetic universal holder + retaining ring: Diamond set
Stainless Steel universal holder + retaining ring: Stainless Steel set



Small and compact set that contains 6 bits and a magnetic universal holder

3

Clear symbols and text for identification of the bit

4

Knurled sides for a better grip

5

2

The smooth opening and closing system makes the set easy to handle with one hand



6

The small size of the set makes it ideal to be carried in a pocket

59S - 1/4" Standard

⊖ Slotted

25 mm



Code						
59S/0.5-3.0-3P	0,5	3,0	25	3	1	18
59S/0.6-3.5-3P	0,6	3,5	25	3	1	18
59S/0.5-4.0-3P	0,5	4,0	25	3	1	19
59S/0.6-4.5-3P	0,6	4,5	25	3	1	20
59S/0.8-5.5-3P	0,8	5,5	25	3	1	20
59S/1.0-5.5-3P	1,0	5,5	25	3	1	20
59S/1.2-6.5-3P	1,2	6,5	25	3	1	21
59S/1.2-8.0-3P	1,2	8,0	25	3	1	23
59S/1.6-9.0-3P	1,6	9,0	25	3	1	25
59S/1.6-10-3P	1,6	10,0	25	3	1	26
59S/0.5-3.0	0,5	3,0	25	10	1	40
59S/0.6-3.5	0,6	3,5	25	10	1	40
59S/0.5-4.0	0,5	4,0	25	10	1	40
59S/0.6-4.5	0,6	4,5	25	10	1	40
59S/0.8-5.5	0,8	5,5	25	10	1	40
59S/1.0-5.5	1,0	5,5	25	10	1	40
59S/1.2-6.5	1,2	6,5	25	10	1	40
59S/1.2-8.0	1,2	8,0	25	10	1	40
59S/1.6-9.0	1,6	9,0	25	10	1	40
59S/1.6-10	1,6	10,0	25	10	1	40

50 mm



Code						
59S/50/3.5-2P	0,6	3,5	50	2	1	23
59S/50/4.0-2P	0,8	4,0	50	2	1	23
59S/50/5.5-2P	0,8	5,5	50	2	1	27
59S/50/6.0-2P	1,0	6,0	50	2	1	28
59S/50/6.5-2P	1,2	6,5	50	2	1	30
59S/50/0.6-3.5	0,6	3,5	50	5	1	30
59S/50/0.8-4.0	0,8	4,0	50	5	1	36
59S/50/0.8-5.5	0,8	5,5	50	5	1	36
59S/50/1.0-6.0	1,0	6,0	50	5	1	40
59S/50/1.2-6.5	1,2	6,5	50	5	1	40

⊕ Phillips

25 mm



Code					
59S/PH0-3P	PH0	25	3	1	19
59S/PH1-3P	PH1	25	3	1	20
59S/PH2-3P	PH2	25	3	1	20
59S/PH3-3P	PH3	25	3	1	20
59S/PH4-3P	PH4	32	3	1	40
59S/PH0	PH0	25	10	1	40
59S/PH1	PH1	25	10	1	40
59S/PH2	PH2	25	10	1	50
59S/PH3	PH3	25	10	1	50
59S/PH4	PH4	32	10	1	65
59S/PH1-30P	PH1	25	30	1	165
59S/PH2-30P	PH2	25	30	1	180
59S/PH3-30P	PH3	25	30	1	180

25 mm



Code					
59S/PH1-IP	PH1	25	100	100	500
59S/PH2-IP	PH2	25	100	100	500
59S/PH1-IPB	PH1	25	500	500	2500
59S/PH2-IPB	PH2	25	500	500	2500
59S/PH3-IPB	PH3	25	500	500	2500

Grabber Bits:

Reduced nose diameter Ø 4.8mm

25 mm drywall screws



Code					
59S/PH2G-3P	PH2G	25	3	1	20
59S/PH2G	PH2G	25	10	1	50
59S/PH2G-30P	PH2G	25	30	1	165

Phillips

50 mm



2x 5x

Code	Icon	Length (mm)	Tip	Box	g
59S/50PH1-2P	PH1	50	2	1	25
59S/50PH2-2P	PH2	50	2	1	30
59S/50PH3-2P	PH3	50	2	1	30
59S/50PH1	PH1	50	5	1	30
59S/50PH2	PH2	50	5	1	70
59S/50PH3	PH3	50	5	1	70

70 mm



2x 5x

Code	Icon	Length (mm)	Tip	Box	g
59S/70PH1-2P	PH1	70	2	1	31
59S/70PH2-2P	PH2	70	2	1	38
59S/70PH1	PH1	70	5	1	70
59S/70PH2	PH2	70	5	1	70

125 mm



2x 5x

Code	Icon	Length (mm)	Tip	Box	g
59S/125PH1-2P	PH1	125	2	1	48
59S/125PH2-2P	PH2	125	2	1	64
59S/125PH3-2P	PH3	125	2	1	64
59S/125PH1	PH1	125	5	1	100
59S/125PH2	PH2	125	5	1	100
59S/125PH3	PH3	125	5	1	100

Pozidriv

25 mm



3x 10x 30x

Code	Icon	Length (mm)	Tip	Box	g
59S/PZ0-3P	PZ0	25	3	1	18
59S/PZ1-3P	PZ1	25	3	1	20
59S/PZ2-3P	PZ2	25	3	1	20
59S/PZ3-3P	PZ3	25	3	1	20
59S/PZ0	PZ0	25	10	1	40
59S/PZ1	PZ1	25	10	1	40
59S/PZ2	PZ2	25	10	1	50
59S/PZ3	PZ3	25	10	1	50
59S/PZ4	PZ4	32	10	1	60
59S/PZ1-30P	PZ1	25	30	1	165
59S/PZ2-30P	PZ2	25	30	1	180
59S/PZ3-30P	PZ3	25	30	1	185

25 mm



100x 500x

Code	Icon	Length (mm)	Tip	Box	g
59S/PZ1-IP	PZ1	25	100	100	500
59S/PZ2-IP	PZ2	25	100	100	500
59S/PZ1-IPB	PZ1	25	500	500	2500
59S/PZ2-IPB	PZ2	25	500	500	2500
59S/PZ3-IPB	PZ3	25	500	500	2500

50 mm



2x 5x

Code	Icon	Length (mm)	Tip	Box	g
59S/50PZ1-2P	PZ1	50	2	1	25
59S/50PZ2-2P	PZ2	50	2	1	30
59S/50PZ3-2P	PZ3	50	2	1	30
59S/50PZ1	PZ1	50	5	1	65
59S/50PZ2	PZ2	50	5	1	70
59S/50PZ3	PZ3	50	5	1	70





59S - 1/4" Standard

Pozidriv

70 mm







2x 5x

Code		L mm			
59S/70PZ1-2P	PZ1	70	2	1	32
59S/70PZ2-2P	PZ2	70	2	1	38
59S/70PZ3-2P	PZ3	70	2	1	38
59S/70PZ1	PZ1	70	5	1	70
59S/70PZ2	PZ2	70	5	1	70
59S/70PZ3	PZ3	70	5	1	80

125 mm



2x 5x






Code		L mm			
59S/125PZ1-2P	PZ1	125	2	1	48
59S/125PZ2-2P	PZ2	125	2	1	66
59S/125PZ3-2P	PZ3	125	2	1	66
59S/125PZ1	PZ1	125	5	1	100
59S/125PZ2	PZ2	125	5	1	100
59S/125PZ3	PZ3	125	5	1	100

Torx®

25 mm



3x 10x 30x

Code			L mm			
59S/T3-3P	T3	1,10	25	3	1	18
59S/T4-3P	T4	1,30	25	3	1	18
59S/T5-3P	T5	1,43	25	3	1	18
59S/T6-3P	T6	1,70	25	3	1	18
59S/T7-3P	T7	1,99	25	3	1	18
59S/T8-3P	T8	2,31	25	3	1	18
59S/T9-3P	T9	2,50	25	3	1	19
59S/T10-3P	T10	2,74	25	3	1	20
59S/T15-3P	T15	3,27	25	3	1	20
59S/T20-3P	T20	3,86	25	3	1	20
59S/T25-3P	T25	4,43	25	3	1	20
59S/T27-3P	T27	4,99	25	3	1	20
59S/T30-3P	T30	5,52	25	3	1	20
59S/T40-3P	T40	6,65	25	3	1	20
59S/T45-3P	T45	7,82	25	3	1	27
59S/T50-3P	T50	8,83	25	3	1	27
59S/T3	T3	1,10	25	5	1	35
59S/T4	T4	1,30	25	5	1	35
59S/T5	T5	1,43	25	5	1	35
59S/T6	T6	1,70	25	10	1	40
59S/T7	T7	1,99	25	10	1	40
59S/T8	T8	2,31	25	10	1	40
59S/T9	T9	2,50	25	10	1	40
59S/T10	T10	2,74	25	10	1	40
59S/T15	T15	3,27	25	10	1	40
59S/T20	T20	3,86	25	10	1	40
59S/T25	T25	4,43	25	10	1	40
59S/T27	T27	4,99	25	10	1	40
59S/T30	T30	5,52	25	5	1	25
59S/T40	T40	6,65	25	5	1	25
59S/T45	T45	7,82	25	5	1	30
59S/T50	T50	8,83	25	5	1	30
59S/T10-30P	T10	2,74	25	30	1	165
59S/T15-30P	T15	3,27	25	30	1	165
59S/T20-30P	T20	3,86	25	30	1	180
59S/T25-30P	T25	4,43	25	30	1	165
59S/T30-30P	T30	5,52	25	30	1	165
59S/T40-30P	T40	6,65	25	30	1	165



50 mm



2x 5x

Code			L mm			
59S/50T8-2P	T8	2,31	50	2	1	22
59S/50T10-2P	T10	2,74	50	2	1	25
59S/50T15-2P	T15	3,27	50	2	1	25
59S/50T20-2P	T20	3,86	50	2	1	25
59S/50T25-2P	T25	4,43	50	2	1	25
59S/50T30-2P	T30	5,52	50	2	1	30
59S/50T40-2P	T40	6,65	50	2	1	32
59S/50T8	T8	2,31	50	5	1	40
59S/50T10	T10	2,74	50	5	1	40
59S/50T15	T15	3,27	50	5	1	40
59S/50T20	T20	3,86	50	5	1	40
59S/50T25	T25	4,43	50	5	1	50
59S/50T27	T27	4,99	50	5	1	50
59S/50T30	T30	5,52	50	5	1	50
59S/50T40	T40	6,65	50	5	1	50

70 mm



2x 5x

Code			L mm			
59S/70T10-2P	T10	2,74	70	2	1	28
59S/70T15-2P	T15	3,27	70	2	1	30
59S/70T20-2P	T20	3,86	70	2	1	30
59S/70T25-2P	T25	4,43	70	2	1	32
59S/70T27-2P	T27	4,99	70	2	1	38
59S/70T30-2P	T30	5,52	70	2	1	38
59S/70T40-2P	T40	6,65	70	2	1	44
59S/70T10	T10	2,74	70	5	1	70
59S/70T15	T15	3,27	70	5	1	70
59S/70T20	T20	3,86	70	5	1	70
59S/70T25	T25	4,43	70	5	1	80
59S/70T27	T27	4,99	70	5	1	80
59S/70T30	T30	5,52	70	5	1	80
59S/70T40	T40	6,65	70	5	1	80

150 mm



2x 5x

Code			L mm			
59S/150T15-2P	T15	3,27	150	2	1	48
59S/150T20-2P	T20	3,86	150	2	1	58
59S/150T25-2P	T25	4,43	150	2	1	60
59S/150T30-2P	T30	5,52	150	2	1	78
59S/150T15	T15	3,27	150	5	1	150
59S/150T20	T20	3,86	150	5	1	150
59S/150T25	T25	4,43	150	5	1	150
59S/150T30	T30	5,52	150	5	1	150

STANDARD (59S)

Robust bits that can be used in manual and machine applications. High quality bits resistant to wear and tear.


59S Suitable for all applications

Precisely machined tip.
Zinc phosphated.









59S - 1/4" Standard

Torx® Tamper

TORX® Tamper:  Tamper resistant screws with centre pin



25 mm



Code						
59S/TR7-3P	TR7	1,99	25	3	1	18
59S/TR8-3P	TR8	2,31	25	3	1	18
59S/TR9-3P	TR9	2,50	25	3	1	19
59S/TR10-3P	TR10	2,74	25	3	1	20
59S/TR15-3P	TR15	3,27	25	3	1	20
59S/TR20-3P	TR20	3,86	25	3	1	20
59S/TR25-3P	TR25	4,43	25	3	1	20
59S/TR27-3P	TR27	4,99	25	3	1	20
59S/TR30-3P	TR30	5,52	25	3	1	20
59S/TR40-3P	TR40	6,65	25	3	1	20
59S/TR7	TR7	1,99	25	5	1	40
59S/TR8	TR8	2,31	25	5	1	20
59S/TR9	TR9	2,50	25	5	1	20
59S/TR10	TR10	2,74	25	5	1	20
59S/TR15	TR15	3,27	25	5	1	25
59S/TR20	TR20	3,86	25	5	1	25
59S/TR25	TR25	4,43	25	5	1	25
59S/TR27	TR27	4,99	25	5	1	25
59S/TR30	TR30	5,52	25	5	1	25
59S/TR40	TR40	6,65	25	5	1	25

70 mm








Code						
59S/70TR15-2P	TR15	3,27	70	2	1	28
59S/70TR20-2P	TR20	3,86	70	2	1	32
59S/70TR25-2P	TR25	4,43	70	2	1	34
59S/70TR27-2P	TR27	4,99	70	2	1	38
59S/70TR30-2P	TR30	5,52	70	2	1	40
59S/70TR40-2P	TR40	6,65	70	2	1	44
59S/70TR15	TR15	3,27	70	5	1	70
59S/70TR20	TR20	3,86	70	5	1	70
59S/70TR25	TR25	4,43	70	5	1	80
59S/70TR27	TR27	4,99	70	5	1	80
59S/70TR30	TR30	5,52	70	5	1	80
59S/70TR40	TR40	6,65	70	5	1	80

Hexagonal - Metric






25 mm



Code					
59S/H1.5-3P	1,5	25	3	1	19
59S/H2-3P	2	25	3	1	19
59S/H2.5-3P	2,5	25	3	1	19
59S/H3-3P	3	25	3	1	20
59S/H4-3P	4	25	3	1	20
59S/H5-3P	5	25	3	1	20
59S/H6-3P	6	25	3	1	25
59S/H8-3P	8	25	3	1	30
59S/H10-3P	10	25	3	1	40
59S/H1.5	1,5	25	5	1	20
59S/H2	2	25	5	1	20
59S/H2.5	2,5	25	5	1	20
59S/H3	3	25	5	1	20
59S/H4	4	25	5	1	20
59S/H5	5	25	5	1	20
59S/H6	6	25	5	1	20
59S/H8	8	25	5	1	30
59S/H10	10	25	5	1	35
59S/H4-IPB	4	25	500	500	2500

50 mm



Code					
59S/50H2-2P	2	50	2	1	22
59S/50H2.5-2P	2,5	50	2	1	22
59S/50H3-2P	3	50	2	1	24
59S/50H4-2P	4	50	2	1	26
59S/50H5-2P	5	50	2	1	29
59S/50H6-2P	6	50	2	1	32
59S/50H8-2P	8	50	2	1	40
59S/50H2	2	50	5	1	40
59S/50H2.5	2,5	50	5	1	40
59S/50H3	3	50	5	1	40
59S/50H4	4	50	5	1	40
59S/50H5	5	50	5	1	40
59S/50H6	6	50	5	1	40
59S/50H8	8	50	5	1	50

Hexagonal - Inches

25 mm



Code	Hex	Length (mm)	Length (in)	Blades	Pack	Weight (g)
59S/H1/16-3P	1/16	25	3	1	18	
59S/H5/64-3P	5/64	25	3	1	19	
59S/H3/32-3P	3/32	25	3	1	19	
59S/H7/64-3P	7/64	25	3	1	19	
59S/H1/8-3P	1/8	25	3	1	20	
59S/H9/64-3P	9/64	25	3	1	20	
59S/H5/32-3P	5/32	25	3	1	21	
59S/H3/16-3P	3/16	25	3	1	22	
59S/H7/32-3P	7/32	25	3	1	24	
59S/H1/4-3P	1/4	25	3	1	25	
59S/H5/16-3P	5/16	25	3	1	31	
59S/H3/8-3P	3/8	25	3	1	40	
59S/H1/16	1/16	25	5	1	20	
59S/H5/64	5/64	25	5	1	20	
59S/H3/32	3/32	25	5	1	20	
59S/H7/64	7/64	25	5	1	25	
59S/H1/8	1/8	25	5	1	25	
59S/H9/64	9/64	25	5	1	25	
59S/H5/32	5/32	25	5	1	30	
59S/H3/16	3/16	25	5	1	30	
59S/H7/32	7/32	25	5	1	30	
59S/H1/4	1/4	25	5	1	50	
59S/H5/16	5/16	25	5	1	50	
59S/H3/8	3/8	25	5	1	50	

50 mm



Code	Hex	Length (mm)	Length (in)	Blades	Pack	Weight (g)
59S/50H/16	1/16	50	5	1	40	
59S/50H5/64	5/64	50	5	1	40	
59S/50H3/32	3/32	50	5	1	40	
59S/50H7/64	7/64	50	5	1	50	
59S/50H1/8	1/8	50	5	1	50	
59S/50H9/64	9/64	50	5	1	50	
59S/50H5/32	5/32	50	5	1	60	
59S/50H3/16	3/16	50	5	1	60	
59S/50H7/32	7/32	50	5	1	60	
59S/50H1/4	1/4	50	5	1	100	
59S/50H5/16	5/16	50	5	1	100	
59S/50H3/8	3/8	50	5	1	100	

Hex Ball



Code	Hex mm	Length mm	Blister	Box	g
59S/H3BALL-2P	3	89	2	1	52
59S/H4BALL-2P	4	89	2	1	52
59S/H5BALL-2P	5	89	2	1	52
59S/H6BALL-2P	6	89	2	1	55
59S/H8BALL-2P	8	89	2	1	72
59S/HBALL-3P	3	89	3	1	90
59S/H3BALL	3	89	5	1	90
59S/H4BALL	4	89	5	1	90
59S/H5BALL	5	89	5	1	90
59S/H6BALL	6	89	5	1	90
59S/H8BALL	8	89	5	1	90

HEX BALL

The spherical drive profile allows work at an angle of up to 30° with total effectiveness. TORX® BALL end tips are necessary when screwdriving in tight spots or at an angle.




59S - 1/4" Standard

Robertson



Code	Robertson	Length mm	Blister	Box	g
59S/R1-3P	# 1	25	3	1	20
59S/R2-3P	# 2	25	3	1	20
59S/R3-3P	# 3	25	3	1	20
59S/R1	# 1	25	10	1	40
59S/R2	# 2	25	10	1	40
59S/R3	# 3	25	10	1	40
59S/R4	# 4	25	10	1	40








Code	Robertson	Length mm	Blister	Box	g
59S/50R1-2P	# 1	50	2	1	24
59S/50R2-2P	# 2	50	2	1	26
59S/50R3-2P	# 3	50	2	1	28
59S/50R1	# 1	50	5	1	40
59S/50R2	# 2	50	5	1	40
59S/50R3	# 3	50	5	1	40

Torq-Set






25 mm



Code					
59S/TS-0	0	25	5	1	40
59S/TS-1	1	25	5	1	40
59S/TS-2	2	25	5	1	40
59S/TS-3	3	25	5	1	40
59S/TS-4	4	25	5	1	40
59S/TS-5	5	25	5	1	40
59S/TS-6	6	25	5	1	40
59S/TS-8	8	25	5	1	40
59S/TS-10	10	25	5	1	40

25 mm








Code					
59S/TS-1/4	1/4	25	5	1	40

XZN

25 mm








Code					
59S/M3-3P	M3	25	3	1	19
59S/M4-3P	M4	25	3	1	20
59S/M5-3P	M5	25	3	1	20
59S/M6-3P	M6	25	3	1	24
59S/M8-3P	M8	25	3	1	27
59S/M3	M3	25	10	1	40
59S/M4	M4	25	10	1	40
59S/M5	M5	25	10	1	40
59S/M6	M6	25	10	1	40
59S/M8	M8	25	10	1	40

Triwing

25 mm









Code					
59S/TW0	TW 0	25	5	1	40
59S/TW1	TW 1	25	5	1	40
59S/TW2	TW 2	25	5	1	40
59S/TW3	TW 3	25	5	1	40
59S/TW4	TW 4	25	5	1	40
59S/TW5	TW 5	25	5	1	40



Combi


125 mm



Code						
59S/PH1COMBI-2P	5	PH1	125	2	1	60
59S/PH2COMBI-2P	6	PH2	125	2	1	60
59S/PH3COMBI-2P	8	PH3	125	2	1	60

63D - 1/4" Diamond Torsion

⊕ Phillips Diamond



Code	⊕	L mm	⊕	⊕	g
63D/PH1-2P	PH1	25	2	1	10
63D/PH2-2P	PH2	25	2	1	15
63D/PH3-2P	PH3	25	2	1	31
63D/PH1	PH1	25	5	1	25
63D/PH2	PH2	25	5	1	25
63D/PH3	PH3	25	5	1	25



Code	⊕	L mm	⊕	⊕	g
63D/50PH1	PH1	50	5	1	40
63D/50PH2	PH2	50	5	1	40
63D/50PH3	PH3	50	5	1	40

⊕ Pozidriv Diamond



Code	⊕	L mm	⊕	⊕	g
63D/PZ1-2P	PZ1	25	2	1	10
63D/PZ2-2P	PZ2	25	2	1	15
63D/PZ3-2P	PZ3	25	2	1	31
63D/PZ1	PZ1	25	5	1	25
63D/PZ2	PZ2	25	5	1	25
63D/PZ3	PZ3	25	5	1	25



Code	⊕	L mm	⊕	⊕	g
63D/50PZ1	PZ1	50	5	1	40
63D/50PZ2	PZ2	50	5	1	40
63D/50PZ3	PZ3	50	5	1	40

DIAMOND TORSION (63D)


Tip-coated with industrial-grade diamond particles that provide grip and reduce the cam-out effect. Reduces the wear and tear to the bit and the screw. Reduces the torque required to drive the screw. Increases productivity by reducing down-time.

63D High performance in any application
Suitable for power tools

Gold coloured diamond coating finish. Torsion zone absorbs torque peaks avoiding wear and tear, improves service life.




⊕ PH Grabber



Grabber Bits:
Reduced nose diameter Ø 4.8mm

Code	⊕	L mm	⊕	⊕	g
63D/PH2G	PH2G	25	5	1	25
63D/PH2G-2P	PH2G	25	2	1	15

⊕ Torx® Diamond



Code	⊕	L mm	⊕	⊕	g	
63D/T10-2P	T10	2,74	25	2	1	15
63D/T15-2P	T15	3,27	25	2	1	10
63D/T20-2P	T20	3,86	25	2	1	15
63D/T25-2P	T25	4,43	25	2	1	15
63D/T30-2P	T30	5,52	25	2	1	17
63D/T40-2P	T40	6,65	25	2	1	17
63D/T10	T10	2,74	25	5	1	25
63D/T15	T15	3,27	25	5	1	25
63D/T20	T20	3,86	25	5	1	25
63D/T25	T25	4,43	25	5	1	25
63D/T30	T30	5,52	25	5	1	25
63D/T40	T40	6,65	25	5	1	25

62TIN - 1/4" TIN Torsion

Phillips

25 mm



2x 10x

Code	Icon	L mm	Length	Width	Height	Weight
62TIN/PH1-2P	PH1	25	2	1	13	
62TIN/PH2-2P	PH2	25	2	1	14	
62TIN/PH3-2P	PH3	25	2	1	15	
62TIN/PH1	PH1	25	10	1	40	
62TIN/PH2	PH2	25	10	1	40	
62TIN/PH3	PH3	25	10	1	40	

50 mm



2x 5x

Code	Icon	L mm	Length	Width	Height	Weight
62TIN/50PH1-2P	PH1	50	2	1	26	
62TIN/50PH2-2P	PH2	50	2	1	28	
62TIN/50PH3-2P	PH3	50	2	1	30	
62TIN/50PH1	PH1	50	5	1	50	
62TIN/50PH2	PH2	50	5	1	50	
62TIN/50PH3	PH3	50	5	1	50	

Pozidriv

25 mm



2x 10x

Code	Icon	L mm	Length	Width	Height	Weight
62TIN/PZ1-2P	PZ1	25	2	1	10	
62TIN/PZ2-2P	PZ2	25	2	1	15	
62TIN/PZ3-2P	PZ3	25	2	1	15	
62TIN/PZ1	PZ1	25	10	1	40	
62TIN/PZ2	PZ2	25	10	1	40	
62TIN/PZ3	PZ3	25	10	1	40	

50 mm



2x 5x

Code	Icon	L mm	Length	Width	Height	Weight
62TIN/50PZ1-2P	PZ1	50	2	1	26	
62TIN/50PZ2-2P	PZ2	50	2	1	28	
62TIN/50PZ3-2P	PZ3	50	2	1	28	
62TIN/50PZ1	PZ1	50	5	1	50	
62TIN/50PZ2	PZ2	50	5	1	50	
62TIN/50PZ3	PZ3	50	5	1	50	

Torx®

25 mm



2x 10x

Code	Icon	Star	L mm	Length	Width	Height
62TIN/T10-2P	T10	2,74	25	2	1	13
62TIN/T15-2P	T15	3,27	25	2	1	13
62TIN/T20-2P	T20	3,86	25	2	1	14
62TIN/T25-2P	T25	4,43	25	2	1	14
62TIN/T30-2P	T30	5,52	25	2	1	15
62TIN/T40-2P	T40	6,65	25	2	1	20
62TIN/T10	T10	2,74	25	10	1	40
62TIN/T15	T15	3,27	25	10	1	40
62TIN/T20	T20	3,86	25	10	1	40
62TIN/T25	T25	4,43	25	10	1	40
62TIN/T30	T30	5,52	25	10	1	40
62TIN/T40	T40	6,65	25	10	1	50

TIN TORSION (62TIN)

Industrial applications are subject to permanent stresses that place high demands on the durability of the tool. Bits for these applications are coated with extremely hard titanium nitride (TiN). This abrasion-proof coating provides the necessary hardness that is required on a mass production line.

62 TIN Suitable for mass-production line


Zinc phosphated finish. Torsion zone (extended bar) absorbs torque peaks avoiding premature wear and tear, improves and prolongs service life.



60T - 1/4" Torsion

Phillips


25 mm



Code	Icon	Length (mm)	Tip	Shank	Box
60T/PH1-2P	PH1	25	2	1	10
60T/PH2-2P	PH2	25	2	1	15
60T/PH3-2P	PH3	25	2	1	15
60T/PH1	PH1	25	10	1	40
60T/PH2	PH2	25	10	1	40
60T/PH3	PH3	25	10	1	60

Pozidriv


25 mm



Code	Icon	Length (mm)	Tip	Shank	Box
60T/PZ1-2P	PZ1	25	2	1	10
60T/PZ2-2P	PZ2	25	2	1	15
60T/PZ3-2P	PZ3	25	2	1	15
60T/PZ1	PZ1	25	10	1	45
60T/PZ2	PZ2	25	10	1	50
60T/PZ3	PZ3	25	10	1	50

Torx®

25 mm



Code	Icon	Length (mm)	Tip	Shank	Box
60T/T10-2P	T10	2,74	25	2	10
60T/T15-2P	T15	3,27	25	2	10
60T/T20-2P	T20	3,86	25	2	15
60T/T25-2P	T25	4,43	25	2	15
60T/T30-2P	T30	5,52	25	2	15
60T/T40-2P	T40	6,65	25	2	15
60T/T7	T7	1,99	25	10	40
60T/T8	T8	2,31	25	10	40
60T/T9	T9	2,50	25	10	40
60T/T10	T10	2,74	25	10	40
60T/T15	T15	3,27	25	10	40
60T/T20	T20	3,86	25	10	40
60T/T25	T25	4,43	25	10	40
60T/T27	T27	4,99	25	10	50
60T/T30	T30	5,52	25	10	50
60T/T40	T40	6,65	25	10	50

TORSION (60T)

When fastening in metal, the torque increases abruptly at the end of the fastening process, generating large amounts of peak torque that affects both the screw and the tool. Bits that are too hard can be broken under these conditions. A softer bit is more wear resistant against sudden impacts, preventing the tip from breaking prematurely.

60T Suitable for metal and hard materials

Nucleus Hardness HRc 60-62. Steel grey surface-coated with clear lacquer for rust protection. Torsion zone (extended bar) absorbs torque peaks avoiding premature wear and tear, improves and prolongs service life.



EXTRA HARD TORSION (61H)

When fastening in wood, the torque increases steadily until the head of the screw reaches the surface of the material. The deeper the screw penetrates into the wood, the more the torque increases. Extra hard bits are subject to special heating processes that make it harder to reduce the risk of breakage, extending the service life of the bit.

Suitable for wood and soft material application **61H**

Nucleus Hardness HRc 62-64. Surface-coated with yellow lacquer for rust protection. Torsion zone (extended bar) absorbs torque peaks avoiding premature wear and tear, improves and prolongs service life.



61H - 1/4" Torsion Extra Hard

Phillips

25 mm



Code	Icon	L mm	Icon	Icon	Icon
61H/PH1-2P	PH1	25	2	1	13
61H/PH2-2P	PH2	25	2	1	15
61H/PH3-2P	PH3	25	2	1	15
61H/PH1	PH1	25	10	1	40
61H/PH2	PH2	25	10	1	40
61H/PH3	PH3	25	5	1	25

50 mm



Code	Icon	L mm	Icon	Icon	Icon
61H/50PH1-2P	PH1	50	2	1	25
61H/50PH2-2P	PH2	50	2	1	26
61H/50PH3-2P	PH3	50	2	1	30
61H/50PH1	PH1	50	5	1	40
61H/50PH2	PH2	50	5	1	40
61H/50PH3	PH3	50	5	1	40

Pozidriv

25 mm



Code	Icon	L mm	Icon	Icon	Icon
61H/PZ1-2P	PZ1	25	2	1	13
61H/PZ2-2P	PZ2	25	2	1	15
61H/PZ3-2P	PZ3	25	2	1	15
61H/PZ1	PZ1	25	10	1	40
61H/PZ2	PZ2	25	10	1	40
61H/PZ3	PZ3	25	5	1	25

50 mm



Code	Icon	L mm	Icon	Icon	Icon
61H/50PZ1-2P	PZ1	50	2	1	25
61H/50PZ2-2P	PZ2	50	2	1	26
61H/50PZ3-2P	PZ3	50	2	1	30
61H/50PZ1	PZ1	50	5	1	40
61H/50PZ2	PZ2	50	5	1	40
61H/50PZ3	PZ3	50	5	1	40

Torx® Extra Hard

25 mm



Code	Icon	Icon	L mm	Icon	Icon	Icon
61H/T10-2P	T10	2,74	25	2	1	13
61H/T15-2P	T15	3,27	25	2	1	13
61H/T20-2P	T20	3,86	25	2	1	14
61H/T25-2P	T25	4,43	25	2	1	14
61H/T30-2P	T30	5,52	25	2	1	15
61H/T40-2P	T40	6,65	25	2	1	17
61H/T10	T10	2,74	25	10	1	40
61H/T15	T15	3,27	25	10	1	40
61H/T20	T20	3,86	25	10	1	40
61H/T25	T25	4,43	25	10	1	40
61H/T30	T30	5,52	25	10	1	40
61H/T40	T40	6,65	25	5	1	30

50 mm



Code	Icon	Icon	L mm	Icon	Icon	Icon
61H/50T10-2P	T10	2,74	50	2	1	25
61H/50T15-2P	T15	3,27	50	2	1	25
61H/50T20-2P	T20	3,86	50	2	1	28
61H/50T25-2P	T25	4,43	50	2	1	28
61H/50T30-2P	T30	5,52	50	2	1	30
61H/50T40-2P	T40	6,65	50	2	1	40
61H/50T10	T10	2,74	50	5	1	40
61H/50T15	T15	3,27	50	5	1	40
61H/50T20	T20	3,86	50	5	1	40
61H/50T25	T25	4,43	50	5	1	40
61H/50T30	T30	5,52	50	5	1	40
61H/50T40	T40	6,65	50	5	1	40

64A - 1/4" ACR Torsion

Phillips



Code	Icon	Length (mm)	Blister Pack (2x)	Blister Pack (10x)	Weight (g)
64A/PH1-2P	PH1	25	2	1	10
64A/PH2-2P	PH2	25	2	1	15
64A/PH3-2P	PH3	25	2	1	15
64A/PH1	PH1	25	10	1	50
64A/PH2	PH2	25	10	1	50
64A/PH3	PH3	25	10	1	50

Pozidriv



Code	Icon	Length (mm)	Blister Pack (2x)	Blister Pack (10x)	Weight (g)
64A/PZ1-2P	PZ1	25	2	1	10
64A/PZ2-2P	PZ2	25	2	1	15
64A/PZ3-2P	PZ3	25	2	1	15
64A/PZ1	PZ1	25	10	1	50
64A/PZ2	PZ2	25	10	1	50
64A/PZ3	PZ3	25	10	1	50

ACR TORSION (64A)

ACR Torsion bits have a grooved tip (ACR system).
 Avoids the cam-out effect.
 Recommended for tasks requiring reduction of the cam-out effect, avoiding erosion of the bit-screw.

64A Recommended for tasks requiring reduction of the cam-out effect

Surface coated with clear lacquer for rust protection.
 Grooved tip (ACR system) avoids the cam-out effect.
 Torsion zone (extended bar) absorbs torque peaks avoiding premature wear and tear, improves and prolongs service life.



65I - 1/4" Stainless Steel Torsion

Phillips

25 mm



Code	Icon	L (mm)	Icon	Icon	g
65I/PH1-2P	PH1	25	2	1	10
65I/PH2-2P	PH2	25	2	1	15
65I/PH3-2P	PH3	25	2	1	15
65I/PH1	PH1	25	10	1	40
65I/PH2	PH2	25	10	1	40
65I/PH3	PH3	25	10	1	40

Pozidriv

25 mm



Code	Icon	L (mm)	Icon	Icon	g
65I/PZ1-2P	PZ1	25	2	1	10
65I/PZ2-2P	PZ2	25	2	1	15
65I/PZ3-2P	PZ3	25	2	1	15
65I/PZ1	PZ1	25	10	1	40
65I/PZ2	PZ2	25	10	1	40
65I/PZ3	PZ3	25	10	1	40

Torx®

25 mm



Code	Icon	Icon	L (mm)	Icon	Icon	g
65I/T10-2P	T10	2,74	25	2	1	10
65I/T15-2P	T15	3,27	25	2	1	10
65I/T20-2P	T20	3,86	25	2	1	15
65I/T25-2P	T25	4,43	25	2	1	15
65I/T30-2P	T30	5,52	25	2	1	15
65I/T40-2P	T40	6,65	25	2	1	15
65I/T10	T10	2,74	25	5	1	40
65I/T15	T15	3,27	25	5	1	40
65I/T20	T20	3,86	25	5	1	40
65I/T25	T25	4,43	25	5	1	40
65I/T30	T30	5,52	25	5	1	40
65I/T40	T40	6,65	25	5	1	40

INOX TORSION (65I)

Stainless steel does not rust. However, if conventional steel tools are used on stainless steel elements or stainless steel screws, the wear debris of these tools can adhere to the surface and begin to rust. Wear debris causes extraneous rust, but can be prevented by using steel tools. Inox in combination with Torsion gives a superior bit that can withstand even the highest demands.

65I Ideal for use on stainless steel screws

Surface passivated finish. Surface coated with yellow lacquer for rust protection. Torsion zone (extended bar) absorbs torque peaks avoiding premature wear and tear, improves and prolongs service life.



70S - 5/16"

⊖ Slotted

41 mm



2x 5x

Code	mm	mm	mm			g
70S/1.2-8.0-2P	8,0	1,2	41	2	1	38
70S/1.6-9.0-2P	9,0	1,6	41	2	1	38
70S/1.6-10.0-2P	10,0	1,6	41	2	1	44
70S/2.0-12.0-2P	12,0	2,0	41	2	1	52
70S/2.5-14.0-2P	14,0	2,5	41	2	1	60
70S/1.2-8.0	8,0	1,2	41	5	1	100
70S/1.6-9.0	9,0	1,6	41	5	1	105
70S/1.6-10.0	10,0	1,6	41	5	1	110
70S/2.0-12.0	12,0	2,0	41	5	1	120
70S/2.5-14.0	14,0	2,5	41	5	1	140

⊕ Phillips

32 mm



2x 5x

Code		mm			g
70S/PH1-2P	PH1	32	2	1	30
70S/PH2-2P	PH2	32	2	1	30
70S/PH3-2P	PH3	32	2	1	30
70S/PH4-2P	PH4	38	2	1	36
70S/PH1	PH1	32	5	1	75
70S/PH2	PH2	32	5	1	75
70S/PH3	PH3	32	5	1	75
70S/PH4	PH4	38	5	1	85

⊕ Pozidriv

32 mm



2x 5x

Code		mm			g
70S/PZ1-2P	PZ1	32	2	1	30
70S/PZ2-2P	PZ2	32	2	1	30
70S/PZ3-2P	PZ3	32	2	1	30
70S/PZ4-2P	PZ4	38	2	1	36
70S/PZ1	PZ1	32	5	1	75
70S/PZ2	PZ2	32	5	1	75
70S/PZ3	PZ3	32	5	1	75
70S/PZ4	PZ4	38	5	1	85

⊕ Torx®

35 mm



2x 5x

Code		mm			g	
70S/T20-2P	T20	3,86	35	2	1	30
70S/T25-2P	T25	4,43	35	2	1	30
70S/T27-2P	T27	4,99	35	2	1	31
70S/T30-2P	T30	5,52	35	2	1	32
70S/T40-2P	T40	6,65	35	2	1	32
70S/T45-2P	T45	7,82	35	2	1	34
70S/T50-2P	T50	8,83	35	2	1	36
70S/T55-2P	T55	11,22	35	2	1	44
70S/T20	T20	3,86	35	5	1	65
70S/T25	T25	4,43	35	5	1	65
70S/T27	T27	4,99	35	5	1	65
70S/T30	T30	5,52	35	5	1	65
70S/T40	T40	6,65	35	5	1	65
70S/T45	T45	7,82	35	5	1	80
70S/T50	T50	8,83	35	5	1	80
70S/T55	T55	11,22	35	5	1	105

Hexagonal

30 mm



Code	mm	mm			g
70S/H4-2P	4	30	2	1	26
70S/H5-2P	5	30	2	1	28
70S/H6-2P	6	30	2	1	30
70S/H7-2P	7	30	2	1	30
70S/H8-2P	8	30	2	1	32
70S/H10-2P	10	30	2	1	40
70S/H12-2P	12	30	2	1	46
70S/H14-2P	14	30	2	1	54
70S/H4	4	30	5	1	60
70S/H5	5	30	5	1	65
70S/H6	6	30	5	1	65
70S/H7	7	30	5	1	75
70S/H8	8	30	5	1	80
70S/H10	10	30	5	1	95
70S/H12	12	30	5	1	115
70S/H14	14	30	5	1	140

Torq-Set

32 mm



Code		mm			g
70S/TS1/4-2P	1/4	32	2	1	32
70S/TS10-2P	10	32	2	1	30
70S/TS5/16-2P	5/16	32	2	1	30
70S/TS8-2P	8	32	2	1	30
70S/TS1/4	1/4	32	5	1	75
70S/TS10	10	32	5	1	75
70S/TS5/16	5/16	32	5	1	70
70S/TS8	8	32	5	1	70

Magnetic Bit Adaptor

5/16"



Code					g
KM1/4-5/16-1P	5/16"	1/4"	1	1	45



45S - 5/32"

Phillips

25 mm



2x 5x

Code					
45S/PH1-2P	PH1	25	2	1	10
45S/PH2-2P	PH2	25	2	1	11
45S/PH1	PH1	25	5	1	25
45S/PH2	PH2	25	5	1	25

Hexagonal

20 mm



2x 5x

Code					
45S/H1.5-2P	1,5	20	2	1	9
45S/H2-2P	2,0	20	2	1	9
45S/H2.5-2P	2,5	20	2	1	9
45S/H3-2P	3,0	20	2	1	9
45S/H1.5	1,5	20	5	1	20
45S/H2	2,0	20	5	1	25
45S/H2.5	2,5	20	5	1	25
45S/H3	3,0	20	5	1	20

74S - 7/16"


Hexagonal

35 mm



2x 5x

Code					
74S/H4-2P	4	35	2	1	48
74S/H5-2P	5	35	2	1	50
74S/H6-2P	6	35	2	1	52
74S/H7-2P	7	35	2	1	54
74S/H8-2P	8	35	2	1	56
74S/H10-2P	10	35	2	1	64
74S/H12-2P	12	35	2	1	72
74S/H14-2P	14	35	2	1	80
74S/H17-2P	17	35	2	1	96
74S/H4	4	35	5	1	115
74S/H5	5	35	5	1	102
74S/H6	6	35	5	1	125
74S/H7	7	35	5	1	125
74S/H8	8	35	5	1	130
74S/H10	10	35	5	1	150
74S/H12	12	35	5	1	190
74S/H14	14	35	5	1	190
74S/H17	17	35	5	1	240












Bit Sets 10mm












Bit set **49** pcs



Bit set **32** pcs



Code		
BE5049	1	366
BE504901 BE504902		Adaptor: Socket 1/2-1/2" Socket 1/2-3/8"
BE5049T30HXL BE5049T40HXL BE5049T45HXL BE5049T70HL BE5049T80HL		100-200 mm bits: TORX® T 30 – 200 mm TORX® T 40 – 200 mm TORX® T 45 – 200 mm TORX® T 70 – 100 mm TORX® T 80 – 100 mm
BE5049H4 BE5049H5 BE5049H6 BE5049H7 BE5049H8 BE5049H10 BE5049H12		30 mm bits: HEX 04 – 30 mm HEX 05 – 30 mm HEX 06 – 30 mm HEX 07 – 30 mm HEX 08 – 30 mm HEX 10 – 30 mm HEX 12 – 30 mm
BE5049M5 BE5049M6 BE5049M8 BE5049M10 BE5049M12		XZN M5 – 30 mm XZN M6 – 30 mm XZN M8 – 30 mm XZN M10 – 30 mm XZN M12 – 30 mm
BE5049T20H BE5049T25H BE5049T27H BE5049T30H BE5049T40H BE5049T45H BE5049T50H BE5049T55H BE5049T60H		TORX® T 20 – 30 mm TORX® T 25 – 30 mm TORX® T 27 – 30 mm TORX® T 30 – 30 mm TORX® T 40 – 30 mm TORX® T 45 – 30 mm TORX® T 50 – 30 mm TORX® T 55 – 30 mm TORX® T 60 – 30 mm
BE5049H4L BE5049H5L BE5049H6L BE5049H7L BE5049H8L BE5049H10L BE5049H12L		75 mm bits: HEX 04 – 75 mm HEX 05 – 75 mm HEX 06 – 75 mm HEX 07 – 75 mm HEX 08 – 75 mm HEX 10 – 75 mm HEX 12 – 75 mm
BE5049M5L BE5049M6L BE5049M8L BE5049M10L BE5049M12L		XZN M5 – 75 mm XZN M6 – 75 mm XZN M8 – 75 mm XZN M10 – 75 mm XZN M12 – 75 mm
BE5049T20HL BE5049T25HL BE5049T27HL BE5049T30HL BE5049T40HL BE5049T45HL BE5049T50HL BE5049T55HL BE5049T60HL		TORX® T 20 – 75 mm TORX® T 25 – 75 mm TORX® T 27 – 75 mm TORX® T 30 – 75 mm TORX® T 40 – 75 mm TORX® T 45 – 75 mm TORX® T 50 – 75 mm TORX® T 55 – 75 mm TORX® T 60 – 75 mm

Code		
BE5032	1	138
BE504901		Adaptor: Socket 1/2-1/2"
BE5049H5 BE5049H6 BE5049H8 BE5049H10 BE5049H12 BE5032H14		30 mm bits: HEX 04 – 30 mm HEX 06 – 30 mm HEX 08 – 30 mm HEX 10 – 30 mm HEX 12 – 30 mm HEX 14 – 30 mm
BE5049M5 BE5049M6 BE5049M8 BE5049M10 BE5049M12 BE5032M14		XZN M5 – 30 mm XZN M6 – 30 mm XZN M8 – 30 mm XZN M10 – 30 mm XZN M12 – 30 mm
BE5049T20 BE5049T25 BE5049T27 BE5049T30 BE5049T40 BE5049T45 BE5049T50 BE5049T55 BE5049T60		TORX® T 20 – 30 mm TORX® T 25 – 30 mm TORX® T 27 – 30 mm TORX® T 30 – 30 mm TORX® T 40 – 30 mm TORX® T 45 – 30 mm TORX® T 50 – 30 mm TORX® T 55 – 30 mm TORX® T 60 – 30 mm
BE5032SQ10 BE5032SQ8		SQUARE 8 – 30 mm SQUARE 10 – 30 mm
BE5049H6L BE5049H8L		75 mm bits: HEX 06 – 75 mm HEX 08 – 75 mm
BE5049M8L BE5049M10L BE5049M12L		XZN M8 – 75 mm XZN M10 – 75 mm XZN M12 – 75 mm
BE5049T45L		TORX® T 45 - 75mm
BE5032H10EL		115 mm bits: HEX 10 - 115 mm
BE5032T55EL		TORX® 55 - 115 mm

Hexagonal

Torx®

30 mm



Code	mm	L mm			
BE5049H4	4	30	5	1	5
BE5049H5	5	30	5	1	6,5
BE5049H6	6	30	5	1	7
BE5049H7	7	30	5	1	7
BE5049H8	8	30	5	1	7
BE5049H10	10	30	5	1	7
BE5049H12	12	30	5	1	12
BE5032H14	14	30	5	1	15

30 mm



Code			L mm			
BE5049T20	T20	3,86	30	5	1	6,5
BE5049T25	T25	4,43	30	5	1	6,5
BE5049T27	T27	4,99	30	5	1	6,5
BE5049T30	T30	5,52	30	5	1	6,5
BE5049T40	T40	6,65	30	5	1	6,5
BE5049T45	T45	7,82	30	5	1	6,5
BE5049T50	T50	8,83	30	5	1	6,5
BE5049T55	T55	11,22	30	5	1	6,5
BE5049T60	T60	11,62	30	5	1	6,5

75 mm



Code	mm	L mm			
BE5049H4L	4	75	5	1	20
BE5049H5L	5	75	5	1	20
BE5049H6L	6	75	5	1	20
BE5049H7L	7	75	5	1	20
BE5049H8L	8	75	5	1	20
BE5049H10L	10	75	5	1	20
BE5049H12L	12	75	5	1	20

75 mm



Code			L mm			
BE5049T20L	T20	3,86	75	5	1	20
BE5049T25L	T25	4,43	75	5	1	20
BE5049T27L	T27	4,99	75	5	1	20
BE5049T30L	T30	5,52	75	5	1	20
BE5049T40L	T40	6,65	75	5	1	20
BE5049T45L	T45	7,82	75	5	1	20
BE5049T50L	T50	8,83	75	5	1	20

115 mm




Code	mm	L mm			
BE5032H10EL	10	115	1	1	75

115 mm



Code			L mm			
BE5032T55EL	T55		115	1	1	75

Torx® Tamper

TORX® Tamper: 
Tamper resistant screws with centre pin

30 mm



Code						
BE5049T20H	TR20	3,86	30	5	1	6,5
BE5049T25H	TR25	4,43	30	5	1	6,5
BE5049T27H	TR27	4,99	30	5	1	6,5
BE5049T30H	TR30	5,52	30	5	1	6,5
BE5049T40H	TR40	6,65	30	5	1	6,5
BE5049T45H	TR45	7,82	30	5	1	6,5
BE5049T50H	TR50	8,83	30	5	1	6,5
BE5049T55H	TR55	11,22	30	5	1	6,5
BE5049T60H	TR60	13,25	30	5	1	6,5

75 mm



Code						
BE5049T20HL	TR20	3,86	75	5	1	20
BE5049T25HL	TR25	4,43	75	5	1	20
BE5049T27HL	TR27	4,99	75	5	1	20
BE5049T30HL	TR30	5,52	75	5	1	20
BE5049T40HL	TR40	6,65	75	5	1	20
BE5049T45HL	TR45	7,82	75	5	1	20
BE5049T50HL	TR50	8,83	75	5	1	20
BE5049T55HL	TR55	11,22	75	5	1	20
BE5049T60HL	TR60	13,25	75	5	1	20

XZN

30 mm



Code					
BE5049M5	M5	30	5	1	6,5
BE5049M6	M6	30	5	1	7
BE5049M8	M8	30	5	1	7
BE5049M10	M10	30	5	1	8,5
BE5049M12	M12	30	5	1	10
BE5032M14	M14	30	5	1	25

75 mm



Code					
BE5049M5L	M5	75	5	1	15
BE5049M6L	M6	75	5	1	15
BE5049M8L	M8	75	5	1	15
BE5049M10L	M10	75	5	1	15
BE5049M12L	M12	75	5	1	15

Square

30 mm



Code					
BE5032SQ8	# 8	30	5	1	20
BE5032SQ10	# 10	30	5	1	20



Adaptors for 10mm bits

Code					
BE504901	10	36	1	1	55
BE504902	10	35	1	1	32

1/4" Threaded Drive

Phillips

For Phillips screws, Thread drive 10/32" NF2A



Code	Icon	Length (mm)	Tip	Material	Weight (g)
K18NF-2	PH2	44,5	1	5	12

Pozidriv

For Pozidriv screws, Thread drive 10/32" NF2A



Code	Icon	Length (mm)	Tip	Material	Weight (g)
K19PZD-2NF	PZ2	44,5	1	10	12

Torx®

For Torx® screws, Thread drive 10/32" NF2A



Code	Icon	Length (mm)	Tip	Material	Weight (g)	
K20TORX-T25	T25	4,43	44,5	1	10	8

For Pozidriv screws, Thread drive M5



Code	Icon	Length (mm)	Tip	Material	Weight (g)
K19PZD-2M5	PZ2	44,5	1	10	12



Bit Sets - 31 pcs

Bit set 31 pcs



Code			
59S/31-1		1	250
59S/PH PH1, 3xPH2, PH3, 2xPH2G			
59S/T T10, 3xT15, 3xT20, 2xT25, T27, T30			
59S/H 3.0, 4.0, 5.0, 6.0 mm			
59S/PZ PZ1, 3xPZ2, PZ3			
59S/ 0.5x3.0, 0.6x4.5, 0.8x5.5 mm			
KM -QR 1/4" - 60 mm			

Bit set 31 pcs



Code			
59S/31-2		1	250
59S/PH 4xPH2, 4xPH2G			
59S/T 2xT10, 4xT15, 5xT20, 5xT25, 2xT30			
59S/PZ 4xPZ2			
KM653-QR 1/4" - 60 mm			

Bit set 31 pcs



Code			
59S/31-3		1	245
59S/PH 2xPH1, 2xPH2, PH3			
59S/TR 2xTR10, 3xTR15, 5xTR20, 4xTR25, TR27, 4xTR30, TR40			
59S/PZ 2xPZ1, 2xPZ2, PZ3			
KM653-QR 1/4" - 60 mm			

Bit set 31 pcs



Code			
60T/31-1		1	245
60T/PH PH1, 3xPH2, PH3, 2xPH2G			
60T/T T10, 3xT15, 3xT20, 2xT25, T27, 2xT30			
60T/H 3.0, 4.0, 5.0, 6.0			
60T/PZ PZ1, 3xPZ2, PZ3			
60T/ 0.6x4.5, 0.8x5.5 mm			
1/4" - 60 mm			

Bit Sets - 17 pcs

Bit set 17 pcs



Code		
59S/17-1	1	130
59S/PH PH1, 3xPH2, 2xPH2G		
59S/H 3.0, 4.0, 5.0, 6.0		
59S/PZ PZ1, 2xPZ2		
59S/ 3.0, 4.5, 5.5 mm		
1/4" - 50 mm		

Bit set 17 pcs



Code		
59S/17-3	1	130
59S/PH PH1, 2xPH2		
59S/T T10, T15, T20, T25, T27, T30, T40		
59S/PZ PZ1, PZ2, PZ3		
59S/H 3.0, 4.0, 5.0 mm		
1/4" - 50 mm		

Bit set 17 pcs



Code		
59S/17-2	1	130
59S/T T7, T8, T9, T10, 2xT15, 3xT20, 3xT25, T27, 2xT30, T40		
1/4" - 50 mm		

Bit set 17 pcs



Code		
60T/17-1	1	130
60T/PH PH1, PH2		
60T/T T7, T8, T9, T10, 2xT15, 2xT20, 2xT25, T27, 2xT30, T40		
1/4" - 50 mm		

Bit Sets - 7 pcs

Bit set 7 pcs



Code		
59S/7-1	1	105
59S/PH PH1, PH2		
59S/T T15, T20		
59S/PZ PZ1, PZ2		
1/4" - 50 mm		

Bit set 7 pcs



Code		
60T/7-1	1	105
60T/PH PH2		
60T/T T15, T20, T25, 730		
60T/PZ PZ2		
1/4" - 50 mm		

Bit set 7 pcs



Code		
59S/7-2	1	105
59S/PH PH2		
59S/T T15, 2xT20, 2xT25		
1/4" - 50 mm		

Bit set 7 pcs



Code		
65I/7-1	1	105
65I/PH PH2		
65I/T T15, T20, T25, 730		
65I/PZ PZ2		
1/4" - 50 mm		

Bit set 7 pcs



Code		
59S/7-3	1	105
59S/TR TR10, TR15, TR20, TR25, TR30, TR40		
1/4" - 50 mm		

Bit set 7 pcs



Code		
59S/7-4	1	105
59S/T T10, T15, T20, T25, T30, T40		
1/4" - 50 mm		

Bit set 7 pcs



Code			
62TIN/7-1		1	105
62TIN/PH PH2			
62TIN/T T15, T20, T25, 730			
62TIN/PZ PZ2			
1/4" - 50 mm			


Bit set 7 pcs



Code			
63D/7-1		1	155
63D/PH PH2			
63D/T T15, T20, T25, 730			
63D/PZ PZ2			
1/4" - 50 mm			


Bit Sets - 22 pcs

Bit set 22 pcs



Code			
59S/22-1		1	155
59S/PH PH1, PH2, PH3, PH2G			
59S/T T6, T8, T9, T10, T15, T20, T25, T27, T30, T40			
59S/PZ PZ1, PZ2, PZ3			
59S/ 3.0, 4.5, 5.5 mm			
1/4" - 50 mm			
K6650-1/4 1/4" - 50 mm			

Bit set 22 pcs



Code			
59S/22-2		1	155
59S/PH 3xPH2, 3xPH2G			
59S/T T10, 4xT15, 3xT20, 2xT25			
59S/PZ 2xPZ2			
59S/ 2.5, 3.0 mm			
1/4" - 50 mm			
K6650 1/4" - 50 mm			

Power Nut Drivers and Adaptors

The new “**Bahco Bits Concept**” includes a wide range of accessories, **adaptors and bit holders**. The range consists basically on 3 different types: socket adaptors, quick release bit holders and universal holders. All of them with hexagon 1/4” drive.

The **socket adaptors**’ range includes 9 references, in different sizes and different drive male square.

One of the features of these items is the locked system with two different options: **Ball and Pin type**.

The **bit holders**’ range consists on 3 bit holders with quick release system, 1 bit holder with swivel function, 1 bit holder “with holding screw” function and 11 universal holders in different sizes and quality level. Bahco offers 2 kinds of packaging, in a plastic holder of 1 piece and in a plastic box of 5 pieces.

Power Nut Drivers



Power magnetic nut driver
50 mm



Code	mm	mm	mm	mm		g
KM6750-6	6	1/4	11,5	50	1	35
KM6750-7	7	1/4	12	50	1	35
KM6750-8	8	1/4	12,5	50	1	40
KM6750-10	10	1/4	14,5	50	1	40
KM6750-11	11	1/4	15	50	1	45
KM6750-13	13	1/4	17	50	1	55



Non magnetic nut driver
50 mm



Cod	mm	mm	mm	mm		g
K6750-6	6	1/4	11,5	50	1	35
K6750-7	7	1/4	12	50	1	35
K6750-8	8	1/4	12,5	50	1	40
K6750-10	10	1/4	14,5	50	1	40
K6750-13	13	1/4	17	50	1	55

Adaptors



Adaptor, ball type
25 mm



DIN 3120-A6.3



Code	mm	mm	mm		g
K6625-1/4-1P	1/4	1/4	25	1	13
K6625-1/4	1/4	1/4	25	5	40



Adaptor, ball type
38 mm



DIN 3120-A10



Code	mm	mm	mm		g
K6638-3/8-1P	3/8	1/4	38	1	31
K6638-3/8	3/8	1/4	38	5	13

Adaptors



Adaptor, pin type
50 mm



DIN 3120

Code			L mm		
K6650-1/4-1P**	1/4	1/4	50	1	25
K6650-1/4	1/4	1/4	50	5	90
K6650-3/8-1P	3/8	1/4	50	1	30
K6650-3/8	3/8	1/4	50	5	135
K6650-1/2-1P	1/2	1/4	50	1	42
K6650-1/2	1/2	1/4	50	5	180

** K6650-1/4-1P: EXCEPTION BALL TYPE

DIFFERENCE BETWEEN BALL TYPE & PIN TYPE

PIN TYPE



When the item is used with an impact socket with penetration hole, use PIN TYPE.

BALL TYPE



When the item is used with a regular socket (no penetration hole) use BALL TYPE or else it is impossible to take out the socket out of the adaptor once it is fixed.



Adaptor, pin type
100 mm



Code			L mm		
K66100-1/4-1P	1/4	1/4	100	1	46
K66100-1/4	1/4	1/4	100	5	190
K66100-3/8-1P	3/8	1/4	100	1	58
K66100-3/8	3/8	1/4	100	5	190



Adaptor, ball type, quick release
60 mm



Code			L mm		
K6660-QR-1P	1/4	1/4	60	1	30

Bit holders



Bit holder, retaining ring, non magnetic
60 mm



DIN 3126 D 6.3

Code			L mm		
KR653-1P	1/4	1/4	60	1	34
KR653	1/4	1/4	60	5	120



Bit holder, stainless steel, retaining ring, non magnetic
75 mm



DIN 3126 D 6.3

Code			L mm		
KSR753-1P	1/4	1/4	75	1	50
KSR753	1/4	1/4	75	5	210

Bits



Bit holder, copper beryllium EEL, retaining ring, non magnetic 75 mm



DIN 3126 D 6.3

Code					
KCB753	1/4	1/4	75	1	50



Magnetic bit holder, quick release 60 mm



Code						
KM653-QR-1P	1/4	1/4	14	60	1	40
KM653-QR	1/4	1/4	14	60	5	120



Magnetic bit holder, no retaining ring, strong magnet 60 mm



Code						
KM653-1P	1/4	1/4	10	60	1	32
KM653	1/4	1/4	10	60	5	120



Magnetic bit holder, quick release 75 mm



Code						
KM753-QR-1P	1/4	1/4	15	75	1	30



Magnetic bit holder, retaining ring, strong magnet 60/70 mm



Code						
KMR653-1P	1/4	1/4	11	60	1	35
KMR653	1/4	1/4	11	60	5	120
KMR753-1P	1/4	1/4	11	75	1	45
KMR753	1/4	1/4	11	75	5	180



Swivel function bit holder 60 mm



Code						
KM653-SF	1/4	1/4	14	60	1	45



Magnetic bit holder, retaining ring, strong magnet 150 mm



Code						
KMR150-1P	1/4	1/4	11	150	1	70
KMR150	1/4	1/4	11	150	5	285



Screw holder, magnet 75 mm




Code						
KM100-SH	1/4	1/4	15	75	1	35



Magnetic bit holder 1/4"



Code					
BE-8577	1/4	118	36x122	5	5,5



BANCOFit

MADE IN
SPAIN





Sales Expo System

Stand Alone



MEE-SA-BF-100

- Stand alone display for 100 screwdrivers
- Includes 4 shelves with space for 25 screwdrivers
- Ideal for small spaces
- Delivered empty
- Height x length x width: 1500 x 440 x 360 mm

Counter Displays



B219H/95DISP









MEE-COUNT-010
*empty display

- Metal display composed of:
MEE-COUNT-010 + 95 BahcoFit screwdrivers

MEE-COUNT-010

- Counter display for 95 screwdrivers
- With an internal foam that ensures the fixing of the screwdriver regardless of the diameter of the blade or handle
- Possibility to hang the display on a metal wall through the 3 small pegs (included)
- Includes labels of all ERGO™ screwdrivers which include:
 - product code
 - profile/size
 - symbol
 - empty space to write the price
- Includes ERGO™ logo sticker
- BahcoFit label pack must be ordered separately (PPOS-LABELS-BF)
- BahcoFit logo magnet must be ordered separately (PPOS-MAGNET-010)
- Delivered empty
- Height x length x width: 245 x 790 x 533 mm



		No.
 B190	4x100	5
	5,5x125	5
	6,5x150	5
 B191	3x100	5
	4x125	5
	5,5x150	5
	6,5x150	5
 B192	PH1x100	5
	PH2x125	5
 B193	PZ1x100	5
	PZ2x125	5
 B194	T10x75	5
	T15x100	5
 B196 Insulated	3x100	5
	3,5x100	5
	4x100	5
 B197 Insulated	PH0x75	5
	PH1x80	5
	PH2x100	5



B219/83DISP

SES-600
*empty display

- Metal display composed of:
SES-600 + 83 BahcoFit screwdrivers

SES-600

- Counter display for around 80 screwdrivers
- Includes 12 black fixed hooks
- Possibility to hang the display on a metal wall through the 2 small pegs (included)
- Delivered empty
- Height x length x width: 465 x 460 x 270 mm



B219/152DISP

SES-900
*empty display

- Metal display composed of:
SES-900 + 152 BahcoFit screwdrivers

SES-900

- Counter display for around 150 screwdrivers
- Includes 22 black fixed hooks
- Possibility to hang the display on a metal wall through the 2 small pegs (included)
- Delivered empty
- Height x length x width: 335 x 770 x 270 mm



		No.
	4x100	8
	5,5x125	7
	6,5x150	6
	8x175	6
	10x200	6
	3x100	8
	4x125	8
	5,5x150	7
	6,5x150	6
	PH0x75	8
	PH1x100	7
	PH2x125	6



		No.
	4x100	8
	5,5x125	7
	6,5x150	6
	8x175	6
	10x200	6
	2,5x75	8
	3x100	8
	3,5x100	8
	4x125	8
	5,5x150	7
	6,5x150	6
	PH0x75	8
	PH1x100	7
	PH2x125	6
	PH3x150	6
	2x25	6
	6x25	6
	T10x75	8
	T20x100	7
	T25x125	7
	T30x150	7
	T40x150	6

Counter Displays










707-1/85DISP

- Metal display composed of:
707-1 + 85 precision screwdrivers

707-1

- Counter display for 85 precision screwdrivers
- Includes methacrylate with holes of 15 mm diameter
- Delivered empty
- Height x length x width: 350 x 510 x 295 mm



Code		No.
700		1,0x50 5
700		1,2x50 5
700		1,5x50 5
700		1,8x50 5
700		2,0x50 5
700		2,0x75 5
700		2,5x50 5
700		2,5x100 5
700		3,0x50 5
700		3,0x100 5
700		3,5x75 5
700		4x75 5
701		00x50 5
701		0x50 5
701		1x75 5
702		0x50 5
702		1x75 5



MEE-COUNT-008

- Counter display for lose bits
- Possibility to hang the display on a metal wall through 5 small pegs (the base needs to be taken out)
- Contains 36 drawers
- Stickers of the 60 bit top sellers are included (also some of the bit holders)
- Information on stickers:
 - product code
 - profile/size
 - EAN code
 - Empty space (price)
- Delivered empty
- Height x length x width: 521 x 730 x 85 mm

Permanent



*delivered empty

MEE-RACK-003

- Rack for 240 screwdrivers
- Available for 1000 mm length walls
- Includes different attachments to fix the rack on different metal walls
- With an internal foam that ensures the fixing independently of the diameter of the blade or handle
- Includes labels of all ERGO™ screwdrivers which include:
 - product code
 - profile/size
 - symbol
 - empty space to write the price
- BahcoFit label pack must be ordered separately (PPOS-LABELS-BF)
- Delivered empty
- Height x length x width: 140 x 1000 x 520 mm

Counter Displays



5 PACK DISPLAY

- Counter display for 5 ERGO™ sets of 5 screwdrivers
- Height x length x width: 190 x 235 x 340 mm

BE-9871/5DISP

- 5 x BE871 pack included
- *delivered with tool

BE-9881/5DISP

- 5 x BE881 pack included
- *delivered with tool

BE-9882/5DISP

- 5 x BE9882 pack included
- *delivered with tool

BE-9881S/5DISP

- 5 x BE9881S pack included
- *delivered with tool

BE-9882S/5DISP

- 5 x BE9882S pack included
- *delivered with tool



B219.006/5DISP

- Counter display with 5 sets of B219.006
- Screw. Set 6 pcs Slot/ PH

CEE-COUNT-008

- Counter display for 5 sets
- Delivered empty
- Height x length x width: 190 x 235 x 340 mm



BE-9777B/12DISP

- Counter display for 12 Hex keys sets
- Delivered with tool: 12 x BE-9777B (7pzs 2,5-10)
- Height x length x width: 220 x 210 x 185 mm



BE-8975B/12DISP

- Counter display for 12 Hex Torx® keys sets
- Delivered with tool: 12 x BE-8975B (8pzs 9-40)
- Height x length x width: 220 x 210 x 185 mm



Counter Displays



16 BIT SETS DISPLAY

- Counter display for 16 bit sets
- Height x length x width: 300 x 255 x 195 mm

59S/31-1-DISP

16 bit sets 59S/31-1 included
*delivered with tool

59S/31-2-DISP

16 bit sets 59S/31-2 included
*delivered with tool

59S/31-3-DISP

16 bit sets 59S/31-3 included
*delivered with tool

60T/31-1-DISP

16 bit sets 60T/31-1 included
*delivered with tool

59S-60T/31-DISP

16 bit sets mixed packs included
*delivered with tool:

- 4 x 59S/31-1
- 4 x 59S/31-2
- 4 x 59S/31-3
- 4 x 60T/31-1

CEECOUNT002

- Counter display for 5 sets of 5 pack screwdrivers
- Delivered empty
- Height x length x width: 300 x 255 x 195 mm



CEECOUNT002
*empty display



59/S31-DISP/S1

- Counter display for 12 bit sets
- Delivered with tool: 12 x 59/S31
- Height x length x width: 200 x 450 x 305 mm



Demo Units




SES-SCREWD-TESTER

- Screwdriver tester
- Screwdrivers must be ordered separately
- Height x length x width: 110 x 270 x 240 mm
- Weight: 2,39 kg



DEMOUNIT008

- Demo unit for ERGO™ screwdrivers
- To be used with BE-8880
- Screwdriver needs to be ordered separately
- Height x length x width: 43 x 180 x 100 mm
- Weight: 1.39 kg





Warranty

1. Where permitted by law, all hand tools in the catalogue are offered with a lifetime warranty - a warranty against material and manufacturing defects for the normal lifetime of the tool in question. 'Lifetime' is defined as the period of time a tool can be expected to last under normal use and conditions.

2. SNA Europe's range of power tools, pneumatic tools and measuring tools are excluded from point 1 and each has a separate warranty card supplied with the product covering the specific warranty conditions. Products are designed and manufactured for professional use. Generally the warranty period is one year (12 months) for professional use and two years (24 months) for private use. The warranty period starts on the purchase date. This date may be verified with the invoice or any other document of equivalent legal validity.

3. Defective products will be repaired, replaced or substituted. SNA Europe does not cover transit costs for repaired, replaced or substituted products.

4. Any product that has been incorrectly used and/ or maintained or that is worn from improper use or that has suffered unauthorized modifications is not covered by this warranty.

5. A warranty claim must be submitted within the warranty period. This requires the submission or shipment of the complete tool in question with verification of sale documentation, which must validate the purchase date and the product designation, to the retailer or distributor.

6. Replacement or repair of the product will be carried out as quickly as possible. At the reception of the replaced or repaired product the customer is asked to validate conformity. Replacements and repairs provided under the warranty do not lengthen or renew the warranty period for the tool.

