


3M**VFlex™****9105/9105S****Particulate Respirator N95***User Instructions**IMPORTANT: Keep these User Instructions for reference*

3M and VFlex are trademarks of 3M Company, used under license in Canada

98-0060-0156-8/2



⚠ WARNING

This respirator helps protect against certain particles. **Misuse may result in sickness or death.** For proper use, see supervisor, or *User Instructions*, or call 3M. In U.S.A., call 1-800-247-3941. In Canada, call Technical Service at 1-800-267-4414.

IMPORTANT

Before use, wearer must read and understand these *User Instructions*. Keep these User Instructions for reference.

Use For

Particles such as those from grinding, sanding, sweeping, sawing, bagging, or processing minerals, coal, iron ore, flour, metal, wood, pollen, and certain other substances. Liquid or non-oil based particles from sprays that do not also emit oil aerosols or vapors. Follow all applicable local regulations. For additional information on 3M use recommendations for this class of respirator please consult the 3M Respirator Selection Guide found on the 3M OH&ESD web site at www.3M.com/OccSafety or call 1-800-243-4630 in U.S.A. In Canada call 1 800 267-4414.

Do Not Use For

Do not use for gases and vapors, oil aerosols, asbestos, or sandblasting; particulate concentrations that exceed either 10 times the occupational exposure limit or applicable government regulations, whichever is lower. In the U.S., do not use when OSHA substance specific standards, such as those for, arsenic, cadmium, lead in the construction industry, or 4,4'-methylene dianiline (MDA), specify other types of respiratory protection. This respirator does not supply oxygen.

Biological Particles

This respirator can help reduce inhalation exposures to certain airborne biological particles (e.g. mold, *Bacillus anthracis*, *Mycobacterium tuberculosis*, etc.) but cannot eliminate the risk of contracting infection, illness or disease. OSHA and other government agencies have not established safe exposure limits for these contaminants.

Use Instructions

1. Failure to follow all instructions and limitations on the use of this respirator and/or failure to wear this respirator during all times of exposure can reduce respirator effectiveness and may result in sickness or death.
2. Before occupational use of this respirator, a written respiratory protection program must be implemented meeting all the requirements of OSHA 29 CFR 1910.134 such as training, fit testing, medical evaluation, and applicable OSHA substance specific standards. In Canada, CSA standard Z94.4 requirements must be met and/or requirements of the applicable jurisdiction, as appropriate.
3. The particles which can be dangerous to your health include those so small that you cannot see them.
4. Leave the contaminated area immediately and contact your supervisor if dizziness, irritation, or other distress occurs.
5. Store the respirator away from contaminated areas when not in use.
6. Inspect respirator before each use to ensure that it is in good operating condition. Examine all the respirator parts for signs of damage including the two headbands, staples, and noseclip. The respirator

should be disposed of immediately upon observation of damaged or missing parts. Filtering facepieces are to be inspected prior to each use to assure there are no holes in the breathing zone other than the punctures around staples and no damage has occurred. Enlarged holes resulting from ripped or torn filter material around staple punctures are considered damage. Immediately replace respirator if damaged. Staple perforations do not affect NIOSH approval.

7. Dispose of used product in accordance with applicable regulations.

Use Limitations

1. This respirator does not supply oxygen. Do not use in atmospheres containing less than 19.5% oxygen.
2. Do not use when concentrations of contaminants are immediately dangerous to life or health, are unknown or when concentrations exceed 10 times the permissible exposure limit (PEL) or according to specific OSHA standards or applicable government regulations, whichever is lower.
3. Do not alter, wash, abuse or misuse this respirator.
4. Do not use with beards or other facial hair or other conditions that prevent a good seal between the face and the sealing surface of the respirator.
5. Respirators can help protect your lungs against certain airborne contaminants, however, they will not prevent entry through other routes such as the skin, which would require additional personal protective equipment (PPE).
6. This respirator is designed for occupational/professional use by adults who are properly trained in its use and limitations. This respirator is not designed to be used by children.
7. Individuals with a compromised respiratory system, such as asthma or emphysema, should consult a physician and must complete a medical evaluation prior to use.
8. When stored in accordance with temperature and humidity conditions specified below, the product may be used until the “use by” date specified on the packaging.

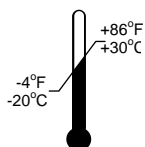
Storage Conditions and Shelf Life

Before use, store respirators in the original packaging, away from contaminated areas, dust, sunlight, extreme temperatures, excessive moisture and damaging chemicals. When stored in accordance with temperature and humidity conditions specified below, the product may be used until the “use by” date specified on packaging. Always inspect product and conduct a user seal check before use as specified in *User Instructions*. **If you cannot achieve a proper seal, do not enter the contaminated area. See your supervisor.**




End of Shelf Life

Use respirators before the “use by” date specified on packaging



Storage Temperature Range

-20°C (-4°F) to +30°C (+86°F).



Storage Maximum Relative Humidity

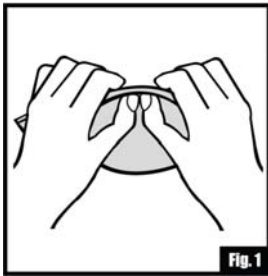
<80% RH

Time Use Limitation

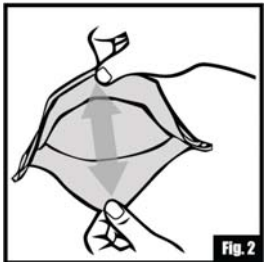
If the respirator becomes damaged, soiled, or breathing becomes difficult, leave the contaminated area immediately and replace the respirator.

FITTING INSTRUCTIONS


Must be followed each time respirator is worn.



Place fingers from both hands on top side of nosepiece. Place both thumbs on underneath side of nosepiece and bend slightly at center of nosepiece (Fig.1).

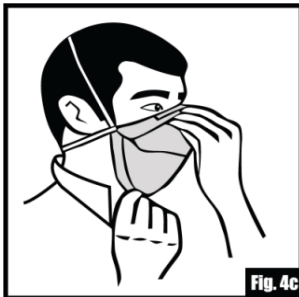


Unfold the respirator by pulling top part (with nosepiece) up and bottom part down so the respirator is open all the way (Fig.2). Straps should be held on the top panel.



Place respirator against your face with the bottom under your chin, and the nosepiece across the bridge of your nose.

Hold the respirator on your face with one hand. With your other hand pull the bottom securely under your chin (Fig.3).



Pull one strap over your head and position it around the neck below your ears (Fig.4a).

Pull second strap over your head and position it high on the back of your head (Fig.4b).

Tabs on side of respirator may be used to further adjust facepiece for a comfortable fit as necessary.

Make certain facial hair, hair, jewelry and clothing are not between your face and the respirator as they will interfere with fit.

Make certain respirator is completely opened and edges lay flat against your face.

Adjust for a comfortable fit by pulling bottom edge under chin while holding top edge on nose (Fig.4c).

Place your fingertips from both hands at the top of the nosepiece. Use both hands to bend the nosepiece to fit snugly against your nose and face (Fig.5).

! The respirator may not fit as well if you pinch the nosepiece using one hand. Use two hands.

Slide fingers down both sides of the nosepiece to seal it against your nose and face.

Perform a User Seal Check. To check the respirator-to-face seal, place both hands completely over the respirator and exhale (Fig.6). Be careful not to disturb the position of the respirator.

If air leaks around the nose, readjust the nosepiece as described in step 5. If air leaks around respirator edges, adjust position of straps and make certain respirator edges fit snugly against the face.

If you CANNOT achieve a proper seal DO NOT enter the contaminated area. See your supervisor.

REMOVAL INSTRUCTIONS

See step 4a of *Fitting Instructions* and place hand over respirator to maintain position on face. Pull top strap over head. Still holding respirator in position, pull bottom strap over head and remove respirator.

NIOSH Approved: N95

At least 95% filtration efficiency against solid and liquid aerosols that do not contain oil.



3M
St. Paul, Minnesota, USA
1-800-243-4630
9105 Type Respirators



THESE RESPIRATORS ARE
APPROVED ONLY IN THE
FOLLOWING CONFIGURATIONS:

		RESPIRATOR COMPONENTS			
		FILTERING FACEPIECE			
TC-	PROTECTION ¹	9105	9105S	CAUTIONS AND LIMITATIONS ²	
84A-5231	N95	X		ABCJMNOP	
84A-5232	N95		X	ABCJMNOP	

1. PROTECTION

N95 - Particulate Filter (95% filter efficiency level) effective against particulate aerosols free of oil; time use restrictions may apply.

2. CAUTIONS AND LIMITATIONS

- A - Not for use in atmospheres containing less than 19.5 percent oxygen.
- B - Not for use in atmospheres immediately dangerous to life or health.
- C - Do not exceed maximum use concentrations established by regulatory standards.
- J - Failure to properly use and maintain this product could result in injury or death.
- M - All approved respirators shall be selected, fitted, used and maintained in accordance with MSHA, OSHA and other applicable regulations.
- N - Never substitute, modify, add, or omit parts. Use only exact replacement parts in the configuration as specified by the manufacturer.
- O - Refer to User's Instructions, and / or maintenance manuals for information on use and maintenance of these respirators.
- P - NIOSH does not evaluate respirators for use as surgical masks.

Rev. A: 07-08-10

This respirator contains no components made from natural rubber latex.

FOR MORE INFORMATION

In United States, contact:

Website: www.3M.com/OccSafety

Technical Assistance: 1-800-243-4630

For other 3M products:

1-800-3M-HELPS or

1-651-737-6501

3M and VFlex are trademarks of 3M Company, used under license in Canada

© 2010 3M Company. All rights reserved.

**3M Occupational Health and
Environmental Safety Division**

3M Center, Building 0235-02-W-70

St. Paul, MN 55144-1000

98-0060-0156-8/2